

# Social Services Agency

November 2021 MONTHLY REPORT



## Our Mission

To promote the economic and social well-being of individuals, families, neighborhoods and communities.

Our agency serves one in four Alameda County residents, totaling approximately 465,000 people. We work collectively and in partnership with over 150 organizations to serve the needs of the community.



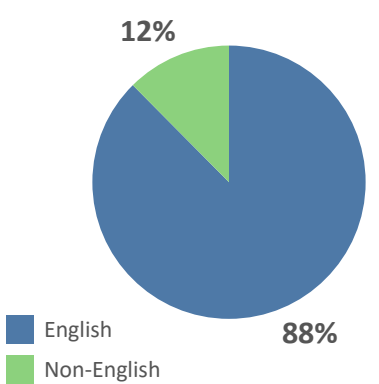
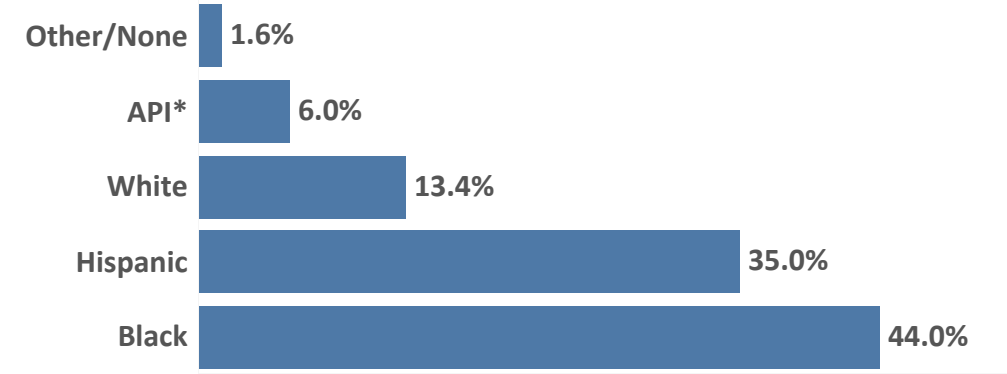
Respect - Integrity - Customer Service - Initiative - Responsibility

Data in this report represent estimates of service delivery units and summary counts. All the service delivery units speak to efforts made in October 2021 unless otherwise specified. Actual counts may vary from 0% to 5% from similarly published reports.

Child Welfare Caseload			% Difference
2020	October	1,751	
2021	October	1,764	0.7%

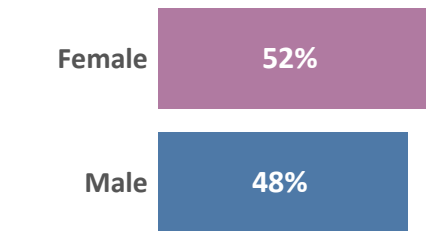
Child Welfare (CW) provides services to improve the lives of children and families in Alameda County by serving children and youth who have experienced, or are at risk of experiencing, abuse or neglect.

## Ethnicity and Language

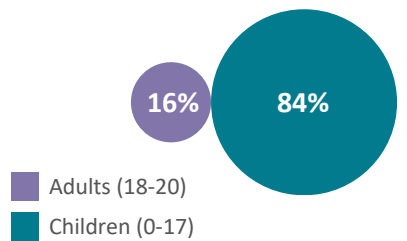


English		87.6%
Non-English		
Spanish		10.7%
Other		1.1%
Chinese		0.3%
Farsi		0.1%
Other Asian		0.1%
Vietnamese		0.1%

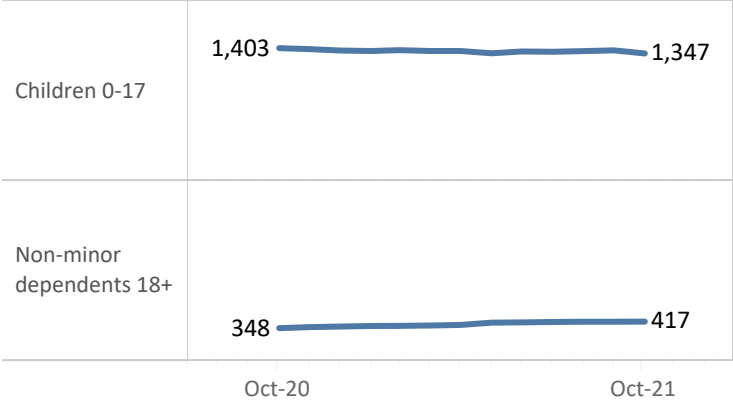
## Gender



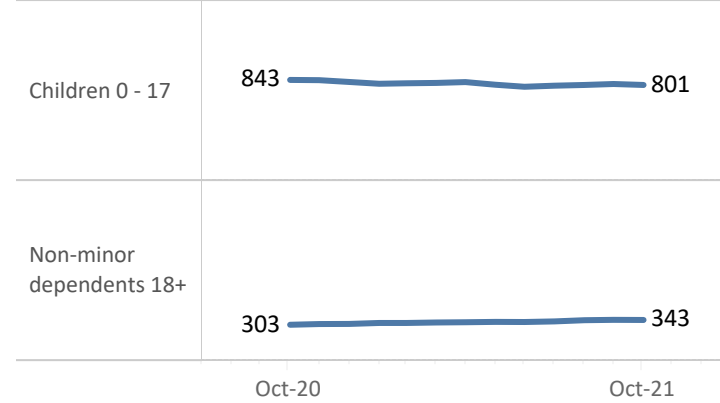
## Age



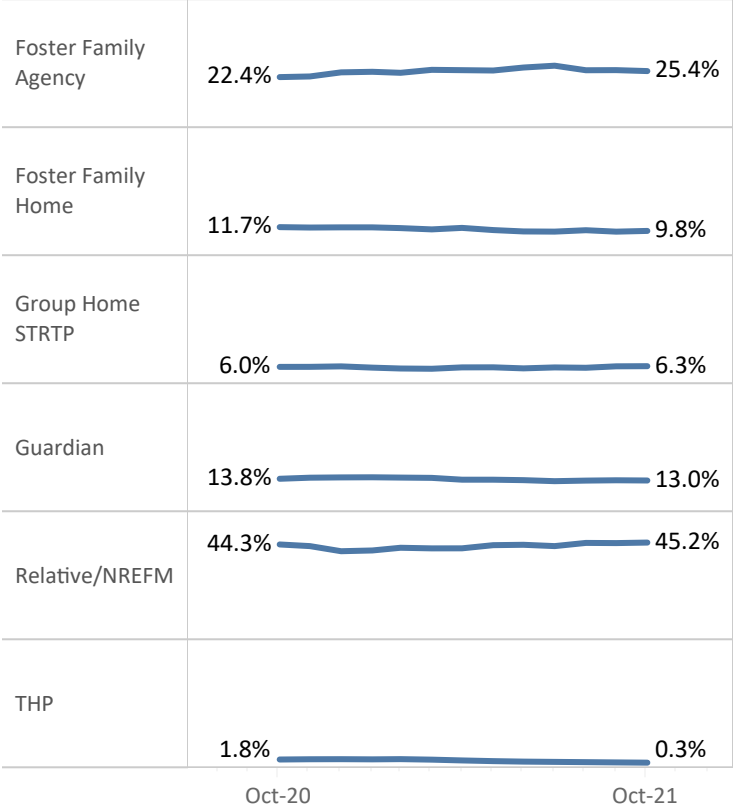
### Child Welfare Children and Non-Minor Dependent Youth in Cases



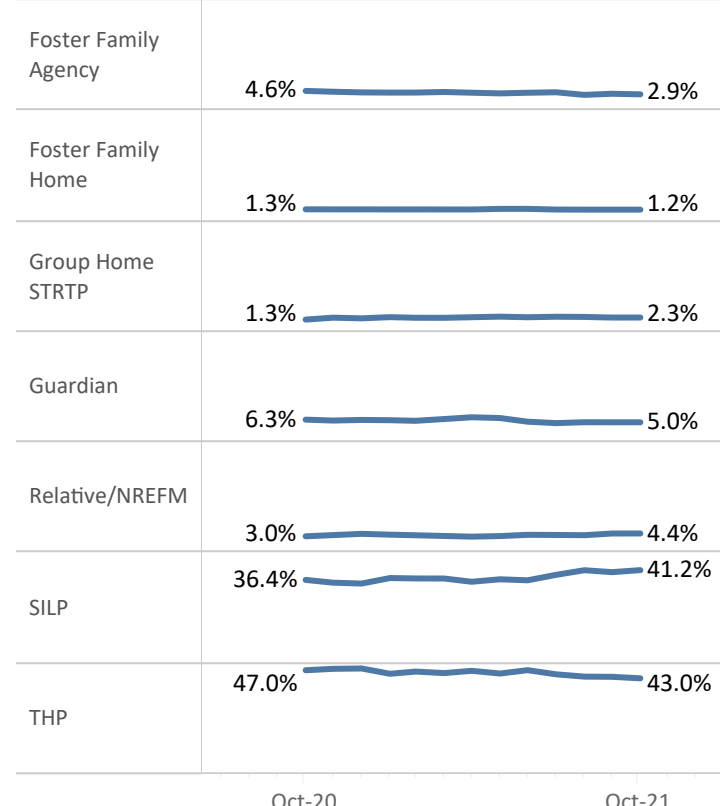
### Child Welfare Children and Non-Minor Dependents in Out-Of-Home Placements



### Child Welfare Children 0 - 17 in Placement by Placement Type



### AB 12: Child Welfare Non-Minor Dependent Youth 18+ in Placement by Placement Type



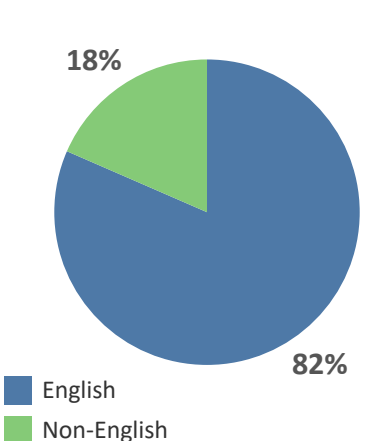
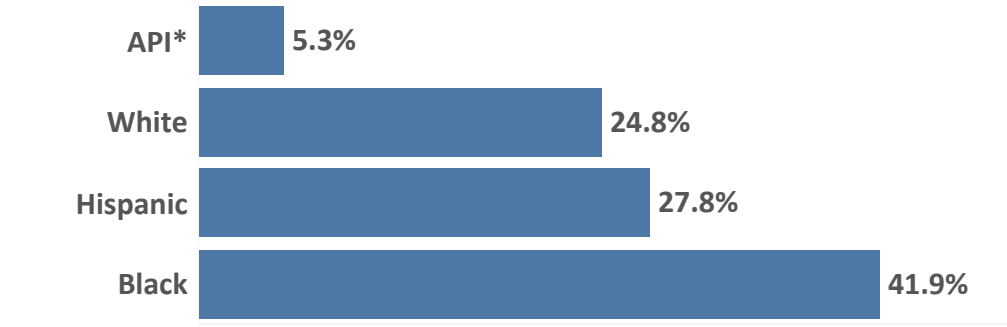
Data in this report represent estimates of service delivery units and summary counts. Actual counts may vary from 0% to 5% from similarly published reports.

Definitions of terms appear on the last page  
\*Asian/Pacific Islander

### CalWORKs Caseload

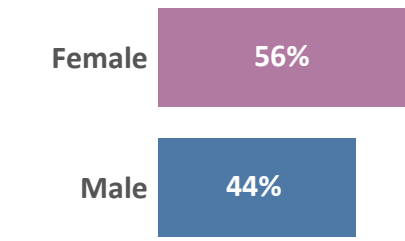
CalWORKs Caseload			% Difference
2020	October	8,023	
2021	October	7,197	-10.3%

### Ethnicity and Language

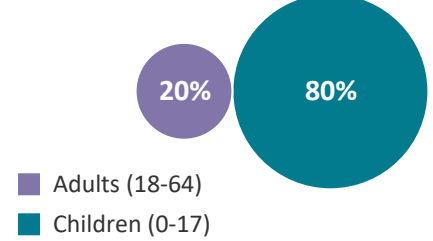


English			81.5%
Non-English	Spanish	13.7%	
	Other	2.6%	
	Farsi	1.4%	
	Vietnamese	0.2%	
	Chinese	0.2%	
	Other Asian	0.2%	
	Cambodian	0.1%	

### Gender

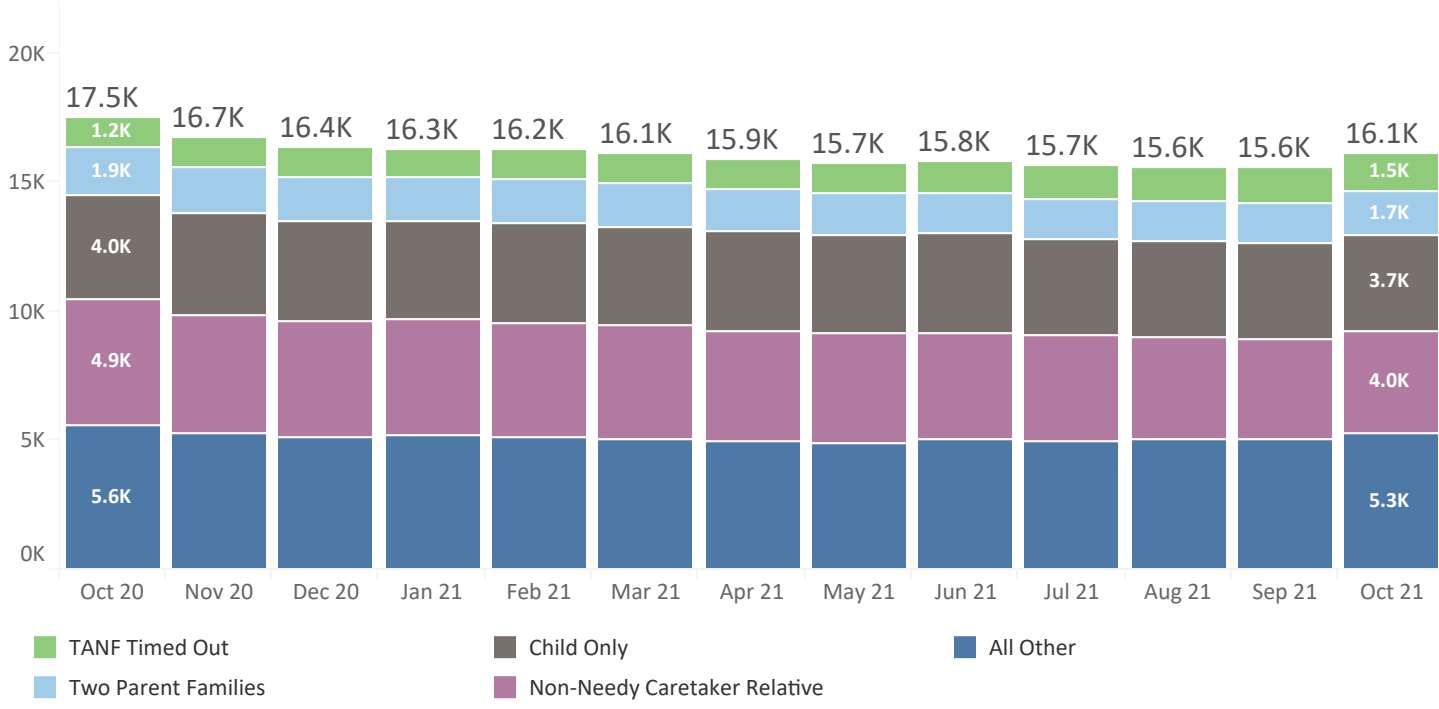


### Age

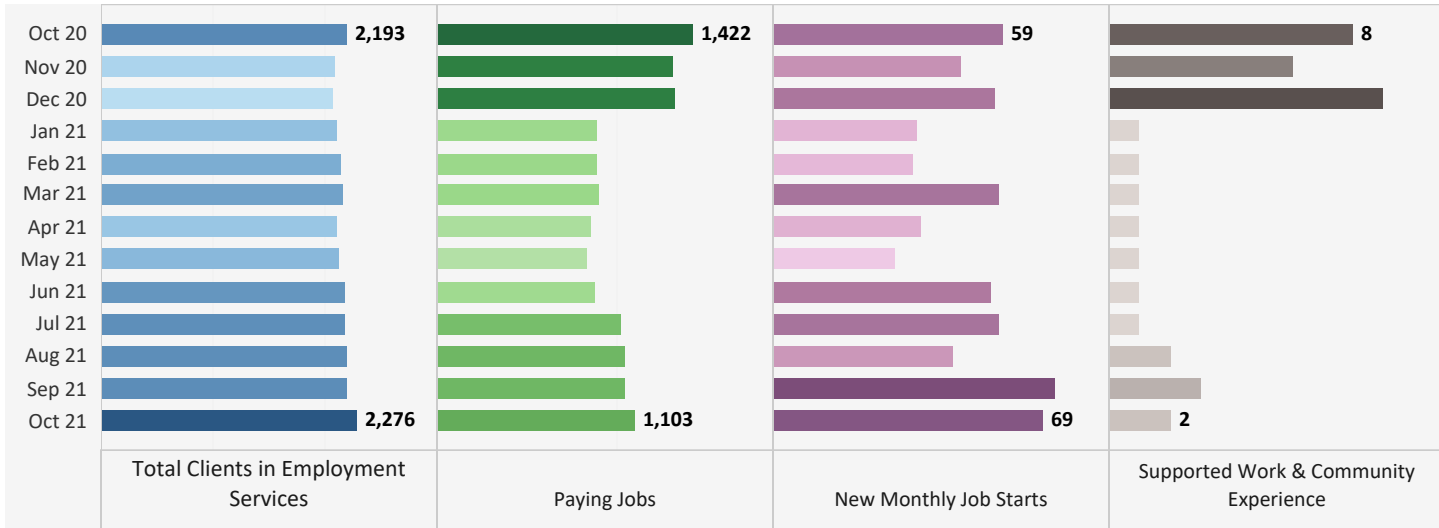


The California Work Opportunity and Responsibility to Kids (CalWORKs) Program provides time-limited cash aid, employment assistance and employment support services to eligible adults with children. Welfare to Work (WTW) is the mandatory employment and training program for CalWORKs adults. Clients must register for WTW unless exempted for a condition that prevents them from working.

### CalWORKs Individuals by Case Type



### Welfare to Work Individuals



Data in this report represent estimates of service delivery units and summary counts. Actual counts may vary from 0% to 5% from similarly published reports.

Definitions of terms appear on the last page  
\*Asian/Pacific Islander

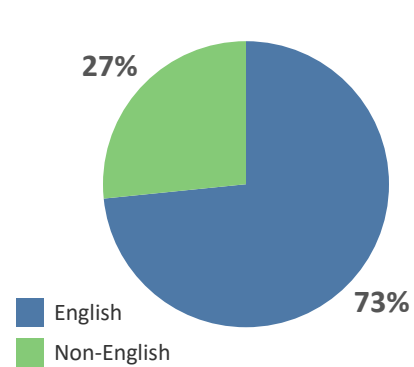
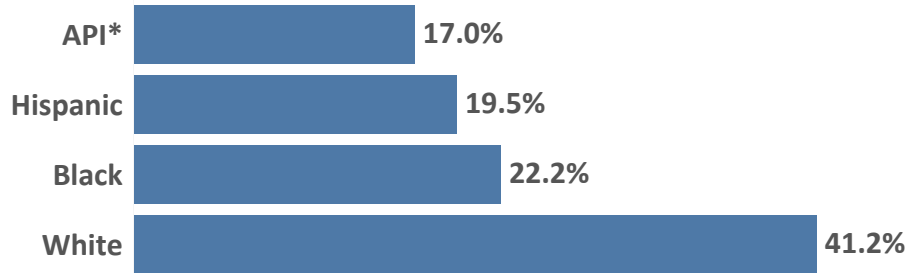
### CalFresh Caseload

Year	Month	Caseload	% Difference
2020	October	78.0K	
2021	October	85.1K	9.2%

### NA CalFresh Caseload

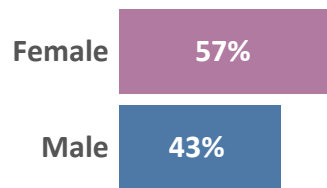
Year	Month	Caseload	% Difference
2020	October	73.8K	
2021	October	81.5K	10.4%

### Ethnicity and Language

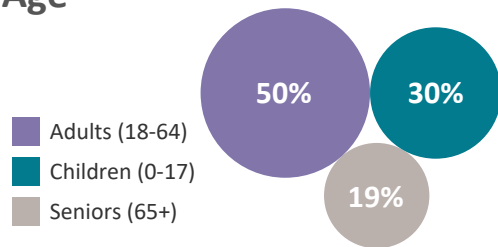


Language	Percentage
English	73.4%
Non-English	
Spanish	11.4%
Chinese	7.1%
Vietnamese	2.4%
Other Asian	2.4%
Other	2.2%
Farsi	0.8%
Cambodian	0.3%

### Gender

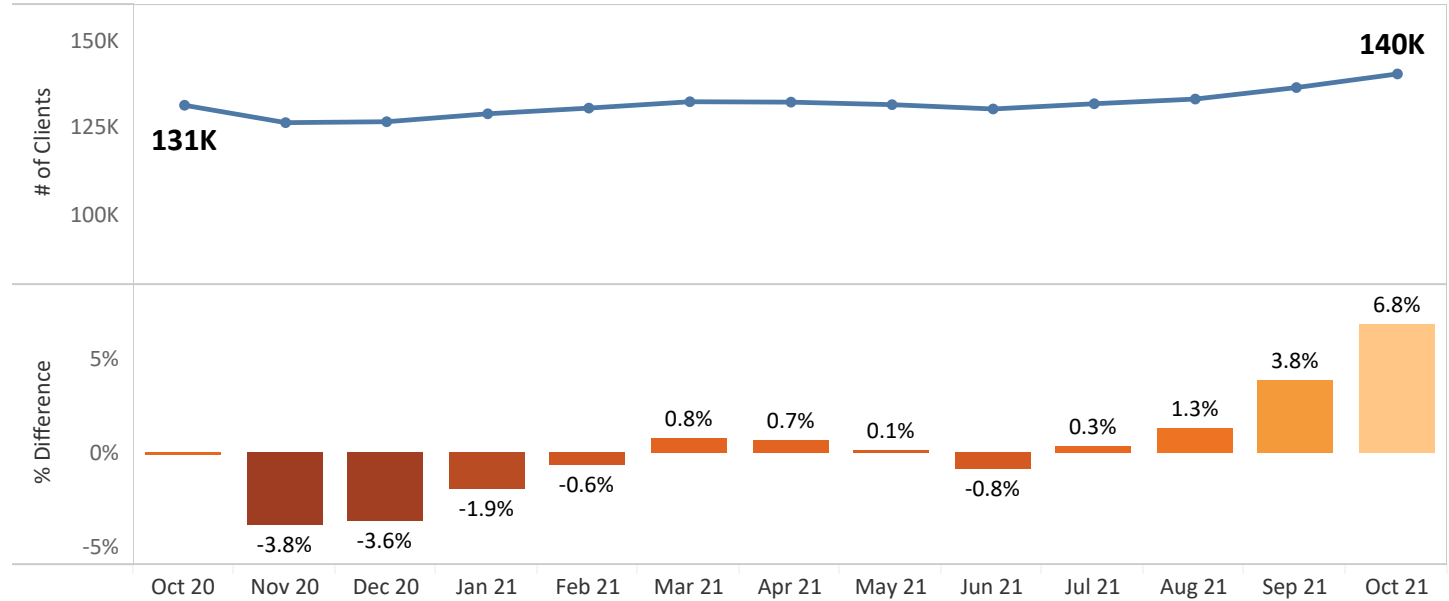


### Age

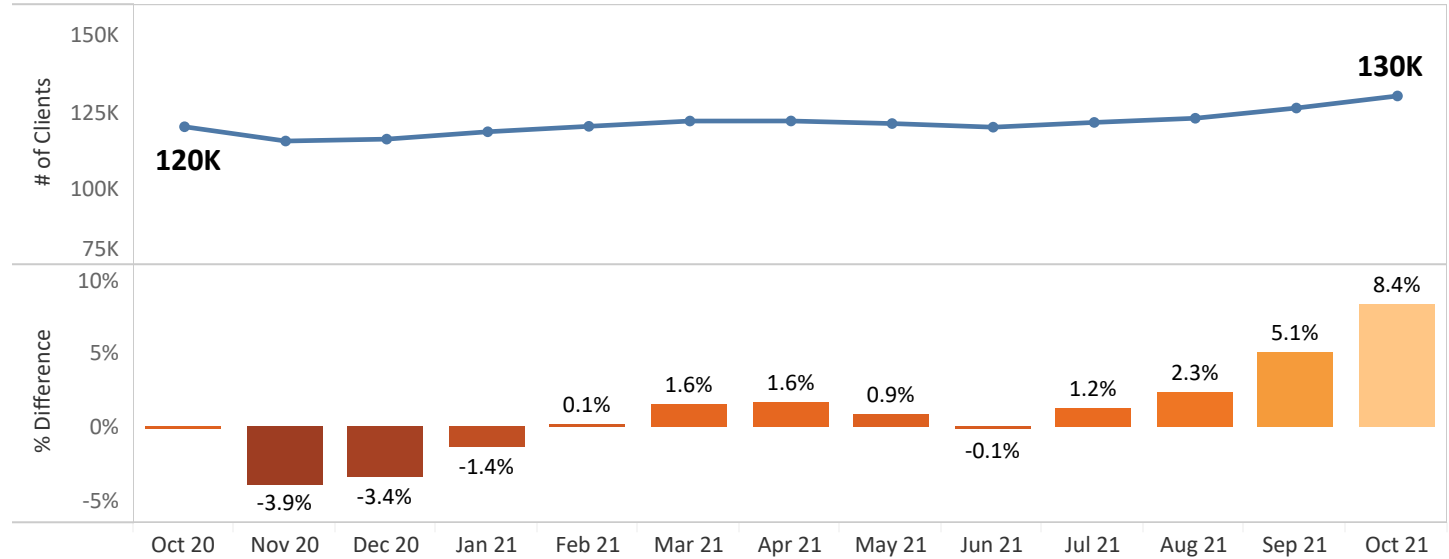


CalFresh (formerly known as Food Stamps) is California's version of the federal Supplemental Nutrition Assistance Program (SNAP). The CalFresh program helps to improve the health and well-being of qualified households and individuals by providing them a means to meet their nutritional needs.

### CalFresh Individuals



### Non-Assistance (NA) CalFresh Individuals



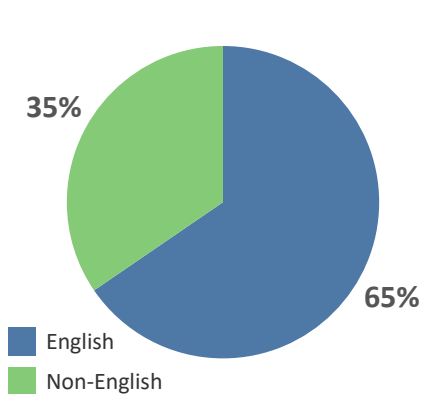
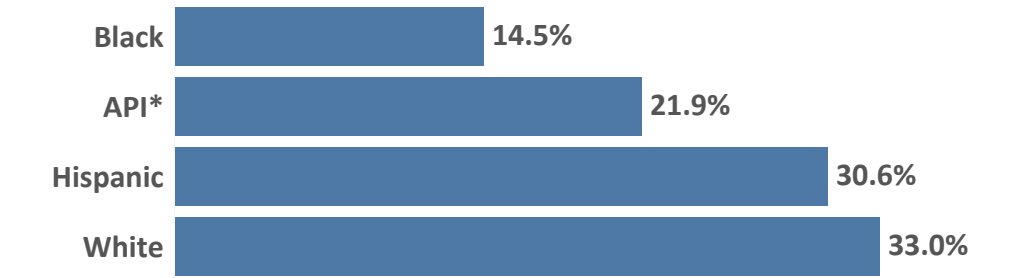
% change/difference is calculated relative to the first month in the observed year.

### Medi-Cal Caseload

Medi-Cal Caseload			% Difference
2020	October	219.0K	
2021	October	241.7K	10.3%

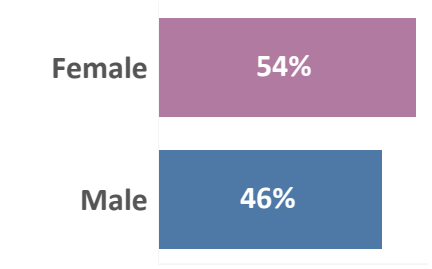
Medi-Cal is a public health insurance program which provides needed health care services for low-income individuals including families with children, seniors, persons with disabilities, foster care, pregnant women, and low income people with specific diseases such as tuberculosis, breast cancer, or HIV/AIDS. Medi-Cal is financed equally by the state and federal government

### Ethnicity and Language

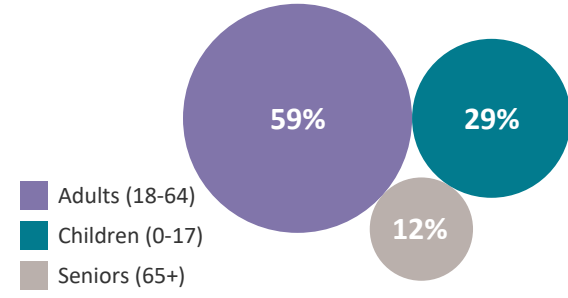


English			65.5%
Non-English	Spanish	21.4%	
	Chinese	5.6%	
	Other Asian	2.8%	
	Other	2.2%	
	Vietnamese	2.0%	
	Farsi	0.4%	
	Cambodian	0.1%	

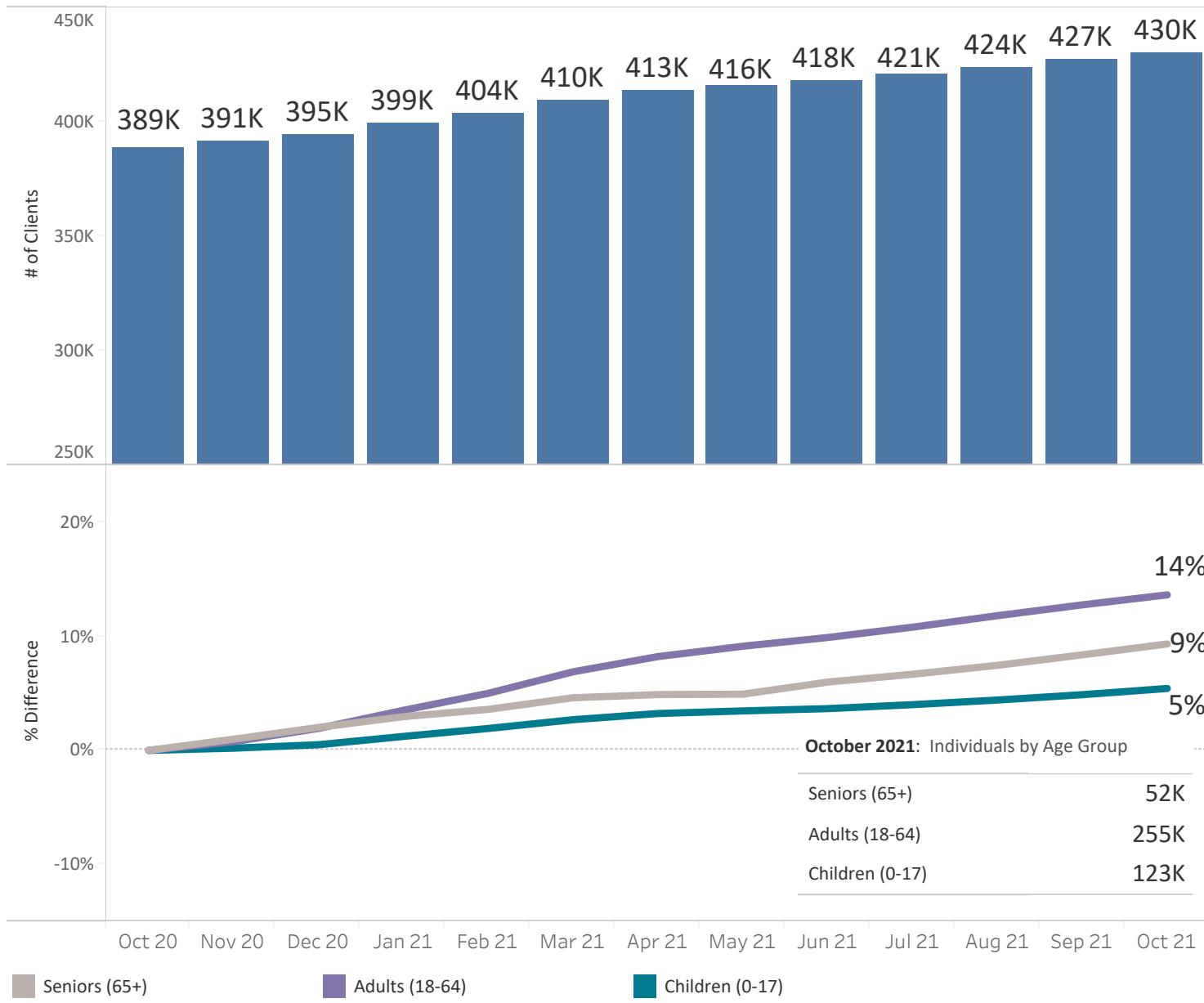
### Gender



### Age



### Medi-Cal Individuals

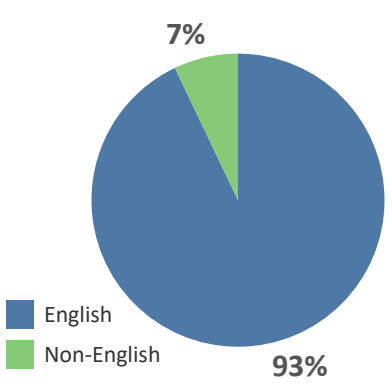
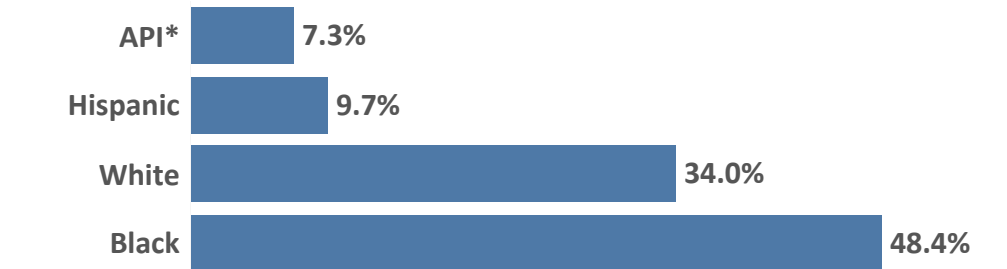


Data in this report represent estimates of service delivery units and summary counts. Actual counts may vary from 0% to 5% from similarly published reports. Reported numbers and percents shown here correspond to Medi-Cal clients enrolled by SSA.

% change/difference is calculated relative to the first month in the observed year.

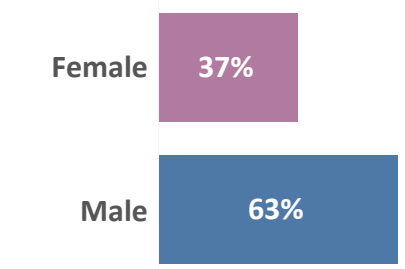
GA Caseload			% Difference
2020	October	6,403	
2021	October	5,600	-12.5%

### Ethnicity and Language

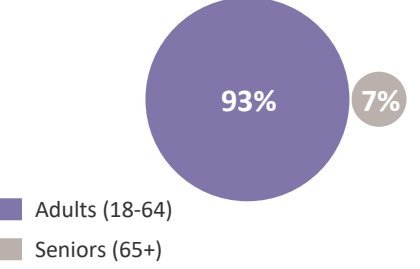


English			92.9%
Non-English	Spanish	2.0%	
	Other Asian	1.9%	
	Other	1.4%	
	Vietnamese	0.8%	
	Chinese	0.7%	
	Farsi	0.2%	
	Cambodian	0.1%	

### Gender

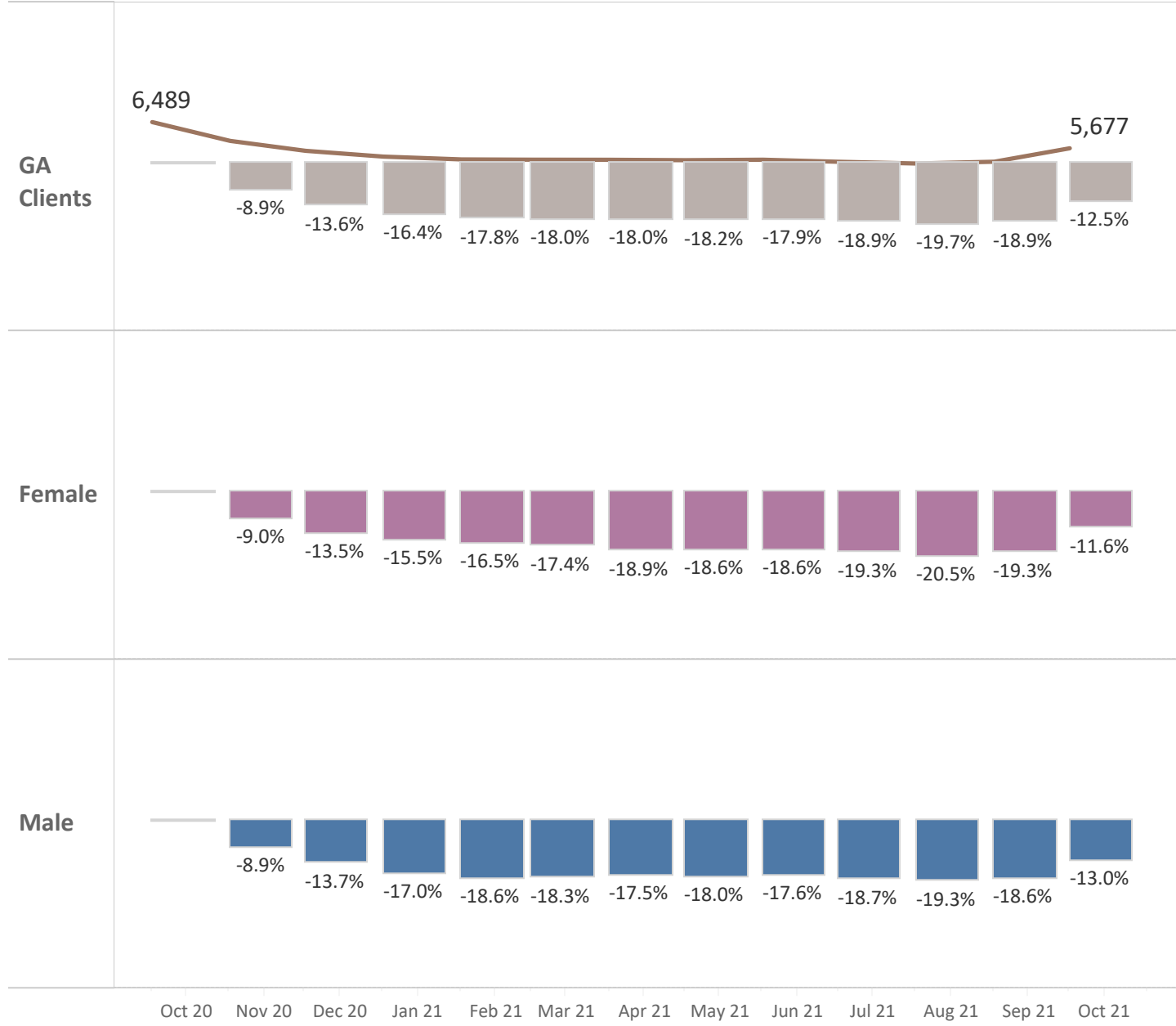


### Age



General Assistance (GA) provides cash aid to indigent adults and emancipated minors who are legal residents of Alameda County and who have no other means of support.

### General Assistance Individuals



% change/difference is calculated relative to the first month in the observed year.

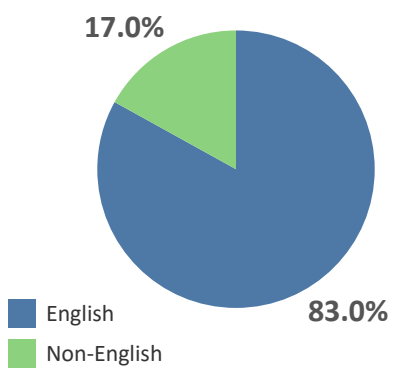
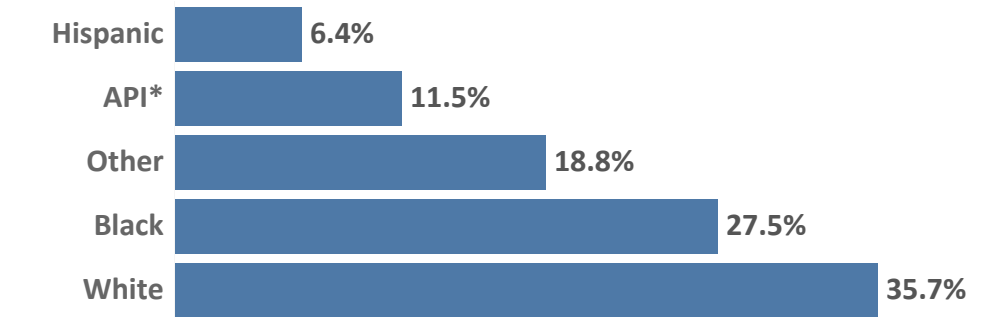
Data in this report represent estimates of service delivery units and summary counts. Actual counts may vary from 0% to 5% from similarly published reports.

Definitions of terms appear on the last page  
\*Asian/Pacific Islander

### APS Caseload

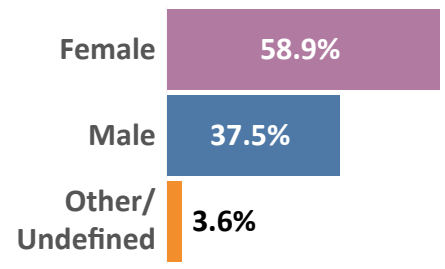
APS Caseload		% Difference
2020	October	1,390
2021	October	1,380
		-0.7%

### Ethnicity and Language

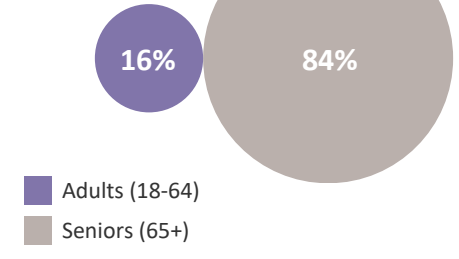


English	83.0%	
Non-English	Other	10.4%
	Chinese	2.5%
	Spanish	2.2%
	Other Asian	1.1%
	Vietnamese	0.6%
	Farsi	0.2%

### Gender

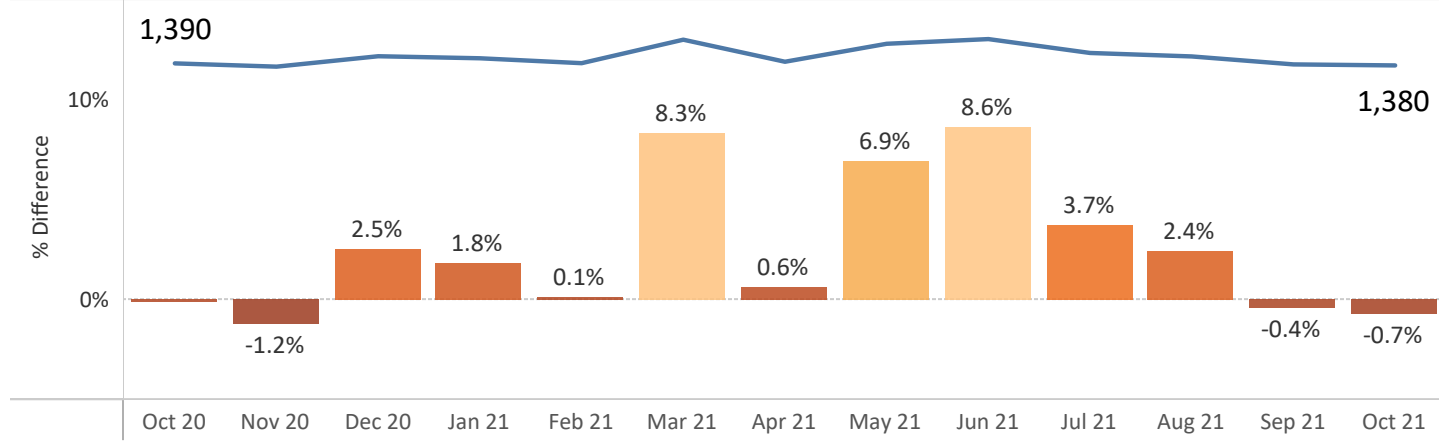


### Age

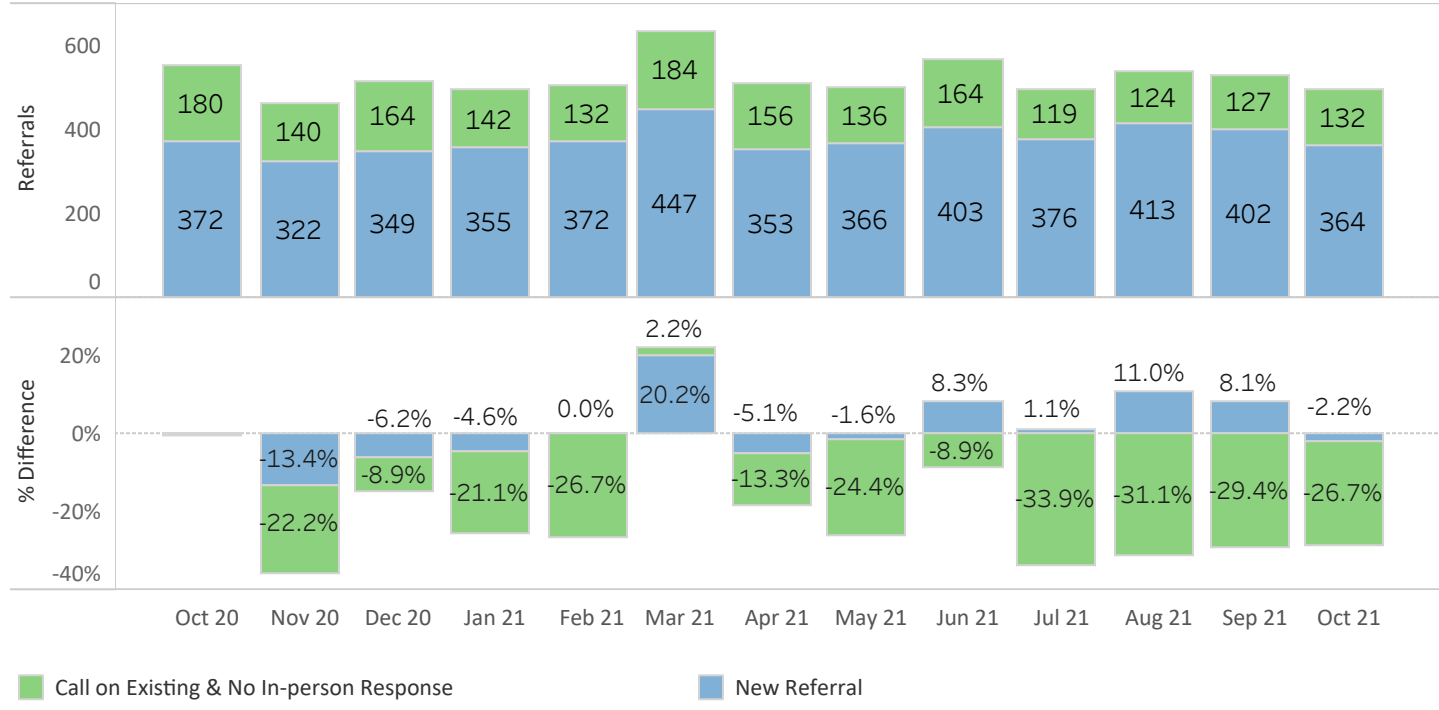


Alameda County Division of Adult Protection (DAP) consists of Adult Protective Services (APS), Office of the Public Guardian-Conservator (PG/PC), and the Public Administrator's Office (PA). Together these programs provide a continuum of services that form a safety net for vulnerable adults.

### APS Caseload



### APS Referrals



% change/difference is calculated relative to the first month in the observed year.

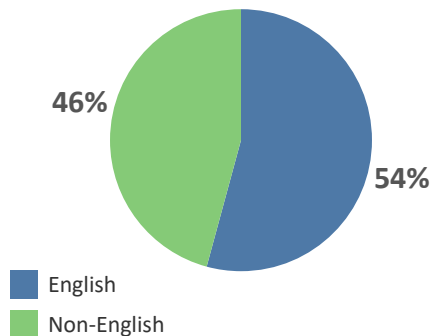
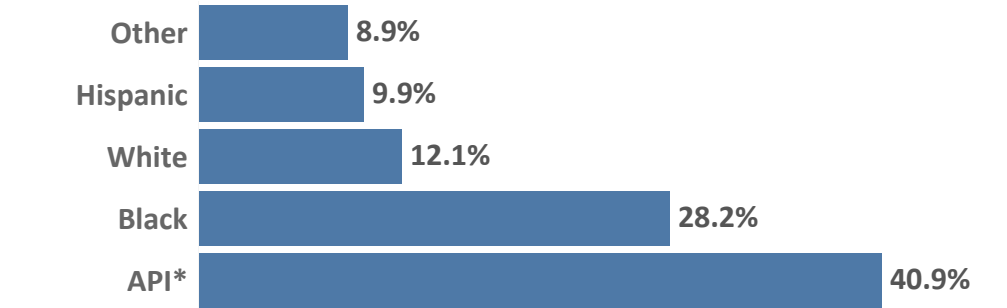
Data in this report represent estimates of service delivery units and summary counts. Actual counts may vary from 0% to 5% from similarly published reports.

Definitions of terms appear on the last page  
\*Asian/Pacific Islander

### IHSS Caseload

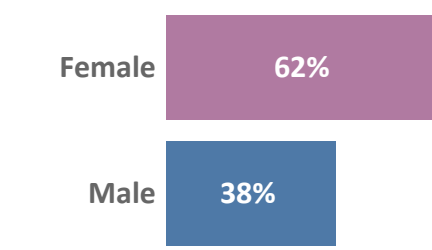
IHSS Caseload			% Difference
2020	October	25.1K	
2021	October	25.9K	3.1%

### Ethnicity and Language

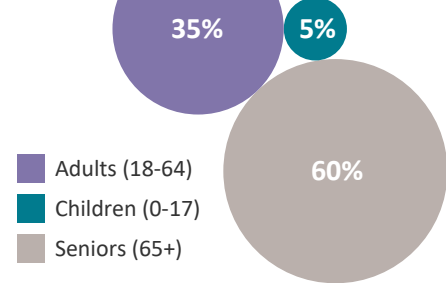


English		54.2%
Non-English	Chinese	20.5%
	Other	6.4%
	Spanish	6.2%
	Other Asian	4.1%
	Vietnamese	4.0%
	Farsi	3.5%
	Cambodian	1.0%

### Gender

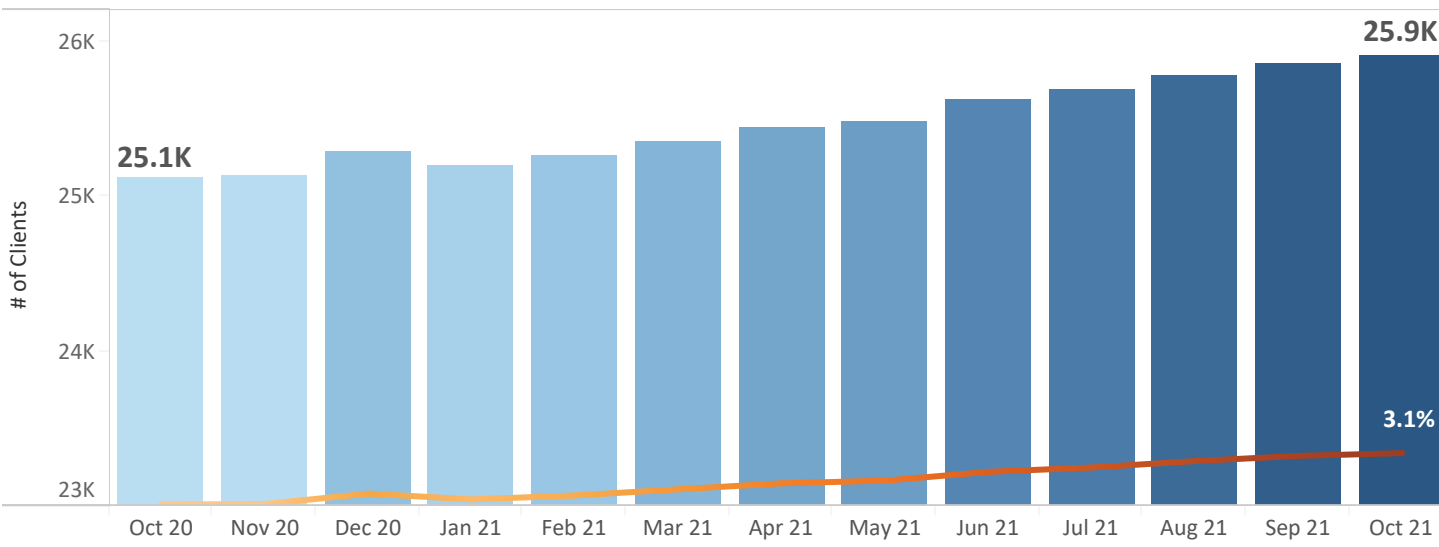


### Age

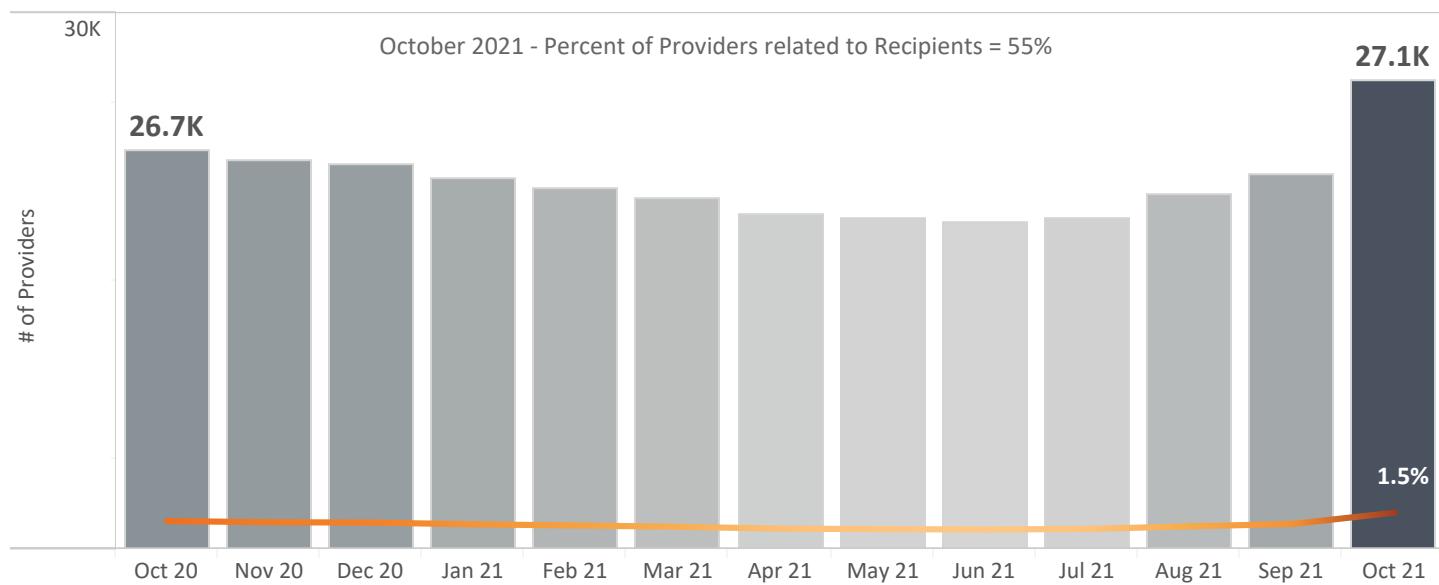


IHSS provides in-home care for the elderly and persons with disabilities to support them in their own homes and communities, rather than placing them in more restrictive and expensive institutional care settings.

### IHSS Recipients



### IHSS Providers



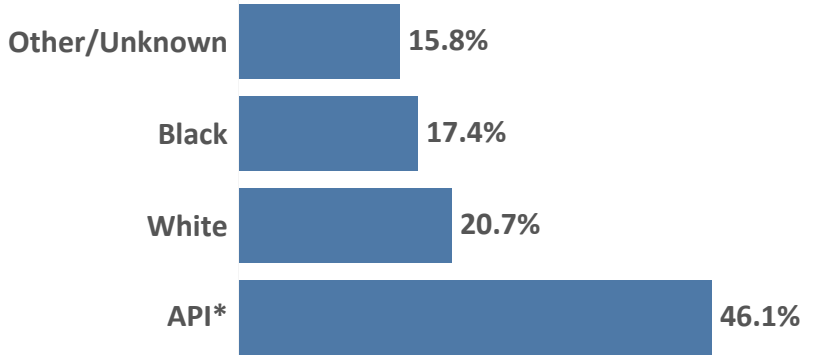
% change/difference is calculated relative to the first month in the observed year.

Data in this report represent estimates of service delivery units and summary counts. Actual counts may vary from 0% to 5% from similarly published reports.

Definitions of terms appear on the last page  
\*Asian/Pacific Islander



### Ethnicity - Congregate Meals

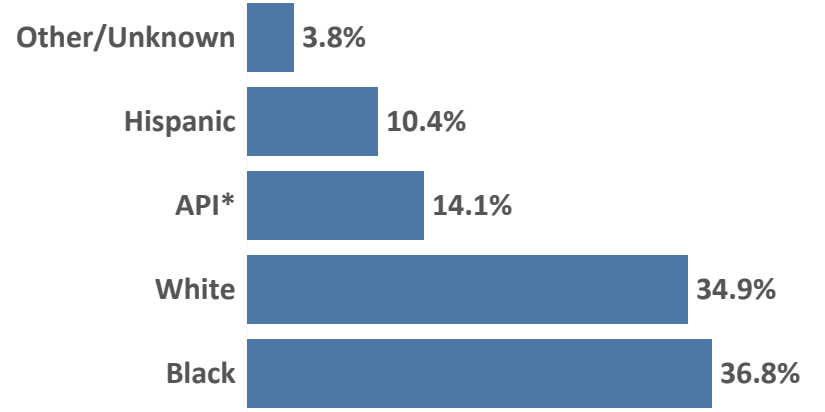


The Alameda County Area Agency on Aging (AAA) prevents isolation, premature institutionalization, abuse, and negative health outcomes for seniors. In partnership with County-based adult services programs and a wide network of community-based organizations, the AAA provides a continuum of care that is both responsive to seniors' needs and flexible in design.


### Access to Nutritious Food

Congregate and home delivered meals are provided to Alameda County seniors who cannot prepare or obtain nutritionally adequate meals for themselves. These meals assist clients in maintaining a nutritious diet.

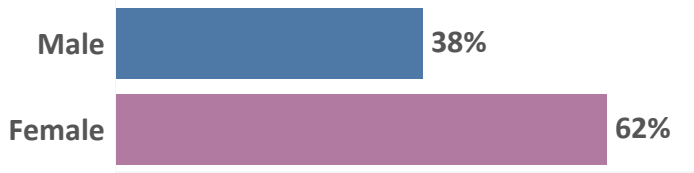
### Ethnicity - Home Delivered Meals



### Total Individuals Served: 13,984



### Gender - Congregate Meals



### Total Meals Served: 72,421



### Gender - Home Delivered Meals



Data in this report represent estimates of service delivery units and summary counts. Actual counts may vary from 0% to 5% from similarly published reports.

Definitions of terms appear on the last page  
\*Asian/Pacific Islander

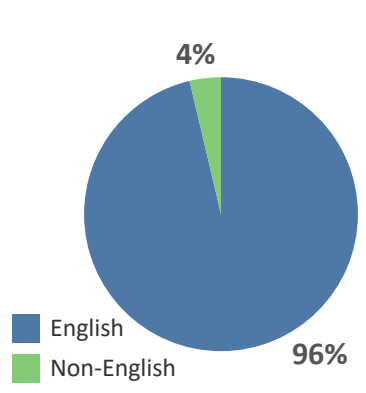
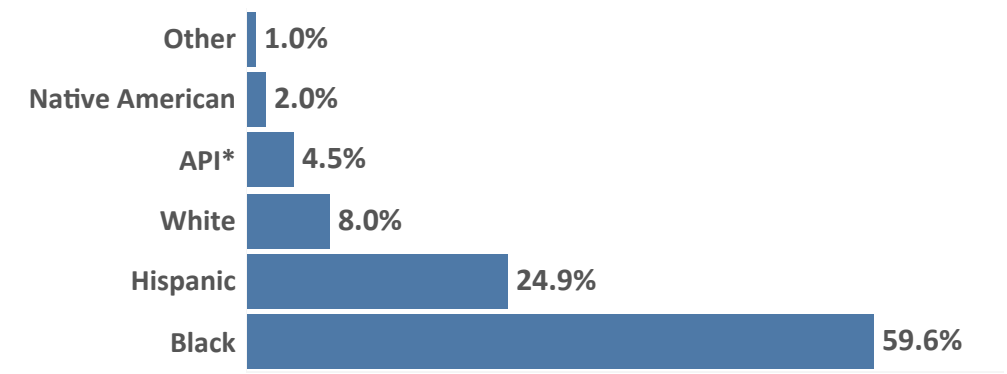
## Child Care Subsidies

Child Care Subsidies			% Difference
2020	October	1,155	
2021	October	1,100	-4.8%

Child care subsidies are made available to eligible families on a time-limited basis. These subsidies are vital to finding and maintaining employment, education, and training for families and providing an opportunity to support a child's development.

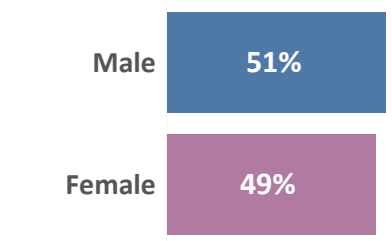
<h3>1,077</h3> <p>Children October 2021</p>	<h3>82%</h3> <p>CalWORKs Stage 1</p>	<h3>14%</h3> <p>California Alternative Payment Program (CAPP)</p>	<h3>4%</h3> <p>Foster Care Child Care Allowance Program (FCCCAP)</p>
---	--------------------------------------	---	--

## Ethnicity and Language

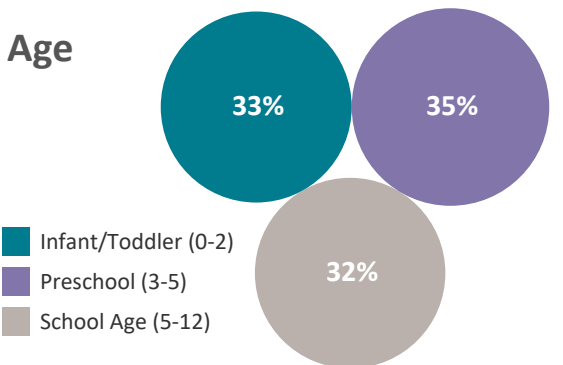


English		96.3%
Non-English	Spanish	2.6%
	Chinese	0.6%
	Vietnamese	0.1%
	Tagalog	0.1%
	Russian	0.1%
	Other non-English	0.1%
	French	0.1%

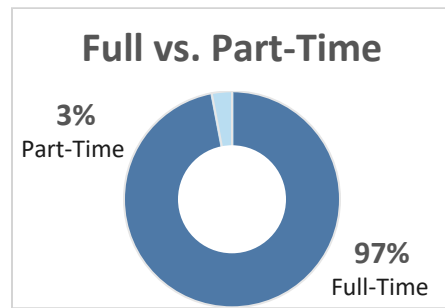
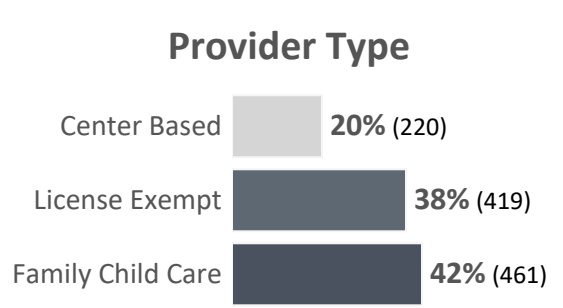
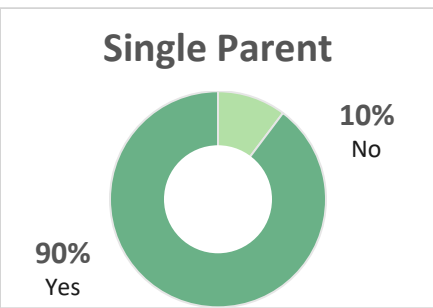
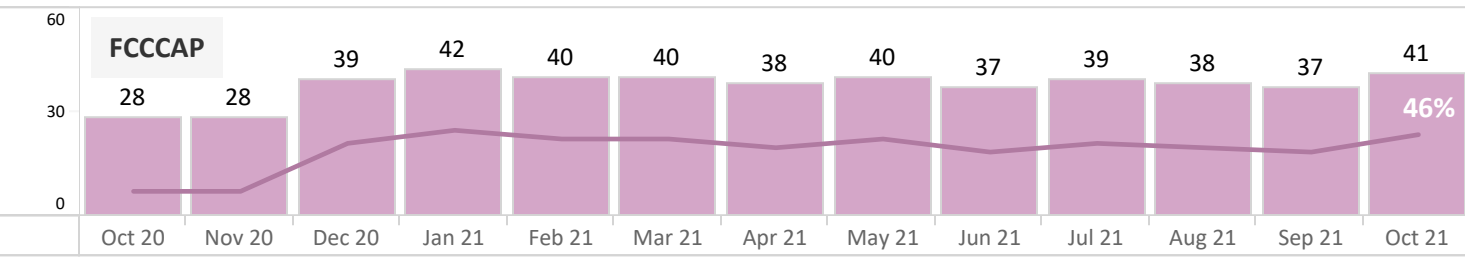
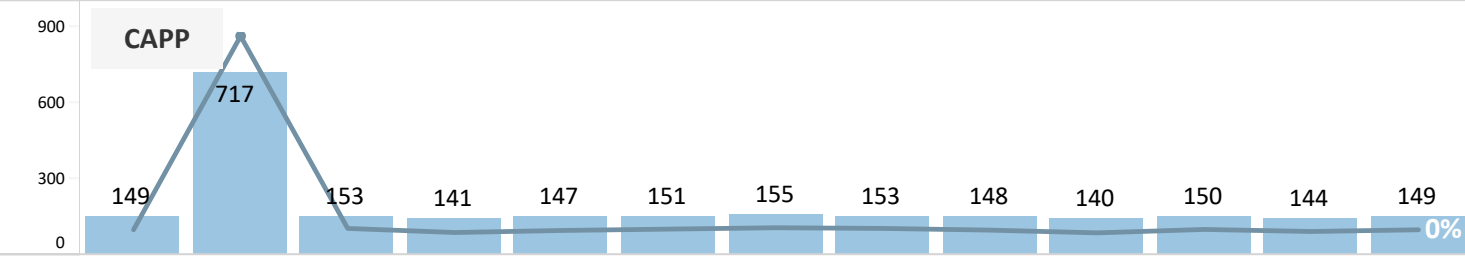
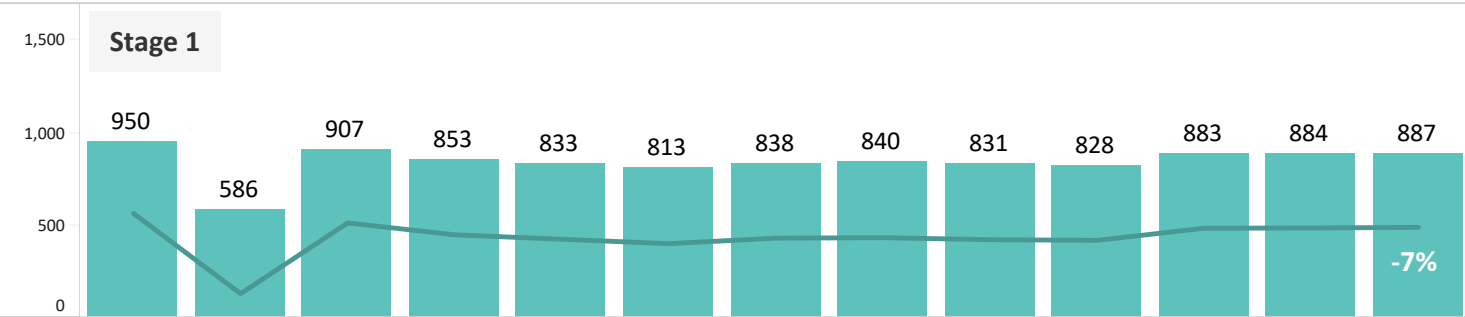
## Gender



## Age



## Child Care Individuals



Data in this report represent estimates of service delivery units and summary counts. Actual counts may vary from 0% to 5% from similarly published reports.

Definitions of terms appear on the last page  
\*Asian/Pacific Islander

# Demographics by Program - Individuals

November 2021

		Medi-Cal		CalFresh		CalWORKs		General Assistance		IHSS		APS		Child Welfare		Child Care	
<b>Total Persons</b>		430,095	100.0%	140,328	100.0%	16,126	100.0%	5,677	100.0%	25,900	100.0%	1,380	100.0%	1,764	100.0%	1,077	100.0%
<b>Seniors (65+) Child Care (5-12)</b>	Female	30,510	7.1%	16,512	11.8%	2	0.0%	249	4.4%	9,459	36.5%	704	51.0%	0	0.0%	166	15.4%
	Male	21,385	5.0%	10,777	7.7%	6	0.0%	156	2.7%	4,301	16.6%	416	30.1%	0	0.0%	184	17.1%
	Undefined	5	0.0%	1	0.0%	0	0.0%	0	0.0%	0	0.0%	42	3.0%	0	0.0%	0	0.0%
<b>Adults (18-64) Child Care (3-5)</b>	Female	139,229	32.4%	41,926	29.9%	2,493	15.5%	1,846	32.5%	6,062	23.4%	109	7.9%	249	14.1%	172	16.0%
	Male	116,036	27.0%	28,672	20.4%	667	4.1%	3,424	60.3%	4,501	17.4%	102	7.4%	168	9.5%	203	18.8%
	Undefined	14	0.0%	6	0.0%	0	0.0%	0	0.0%	0	0.0%	7	0.5%	0	0.0%	0	0.0%
<b>Children (0-17) Child Care (0-2)</b>	Female	60,376	14.0%	21,105	15.0%	6,557	40.7%	2	0.0%	513	2.0%	0	0.0%	664	37.6%	179	16.6%
	Male	62,538	14.5%	21,328	15.2%	6,400	39.7%	0	0.0%	1,064	4.1%	0	0.0%	682	38.7%	173	16.1%
	Undefined	2	0.0%	1	0.0%	1	0.0%	0	0.0%	0	0.0%	0	0.0%	1	0.1%	0	0.0%

<b>Ethnicity</b>	430,095	100.0%	140,328	100.0%	16,126	100.0%	5,677	100.0%	25,900	100.0%	1,380	100.0%	1,764	100.0%	1,077	100.0%
<b>API*</b>	93,833	21.8%	23,836	17.0%	852	5.3%	416	7.3%	10,585	40.9%	159	11.5%	105	6.0%	51	4.7%
<b>Black</b>	62,221	14.5%	31,091	22.2%	6,757	41.9%	2,749	48.4%	7,291	28.2%	380	27.5%	771	43.7%	590	54.8%
<b>Hispanic</b>	131,271	30.5%	27,314	19.5%	4,483	27.8%	548	9.7%	2,569	9.9%	89	6.4%	613	34.8%	309	28.7%
<b>Native American</b>	943	0.2%	316	0.2%	38	0.2%	31	0.5%	67	0.3%	7	0.5%	14	0.8%	27	2.5%
<b>White</b>	141,668	32.9%	57,760	41.2%	3,996	24.8%	1,931	34.0%	3,143	12.1%	492	35.7%	235	13.3%	89	8.3%
<b>Other</b>	159	0.0%	11	0.0%	0	0.0%	2	0.0%	2,245	8.7%	253	18.3%	26	1.5%	11	1.0%

<b>Language</b>	430,095	100.0%	140,328	100.0%	16,126	100.0%	5,677	100.0%	25,900	100.0%	1,380	100.0%	1,764	100.0%	1,077	100.0%
<b>English</b>	281,565	65.5%	103,028	73.4%	13,148	81.5%	5,275	92.9%	14,047	54.2%	1,146	83.0%	1,545	87.6%	1,038	96.4%
<b>Cambodian</b>	539	0.1%	406	0.3%	12	0.1%	4	0.1%	258	1.0%	1	0.1%	0	0.0%	0	0.0%
<b>Chinese</b>	31,992	7.4%	12,172	8.7%	59	0.4%	114	2.0%	5,319	20.5%	35	2.5%	6	0.3%	6	0.6%
<b>Farsi</b>	1,846	0.4%	1,118	0.8%	219	1.4%	11	0.2%	904	3.5%	3	0.2%	2	0.1%	0	0.0%
<b>Other</b>	9,428	2.2%	3,123	2.2%	427	2.6%	79	1.4%	1,653	6.4%	143	10.4%	20	1.1%	14	1.3%
<b>Other Asian</b>	3,889	0.9%	1,164	0.8%	10	0.1%	31	0.5%	1,060	4.1%	14	1.0%	1	0.1%	0	0.0%
<b>Spanish</b>	92,149	21.4%	15,951	11.4%	2,215	13.7%	116	2.0%	1,615	6.2%	30	2.2%	189	10.7%	18	1.7%
<b>Vietnamese</b>	8,687	2.0%	3,366	2.4%	36	0.2%	47	0.8%	1,044	4.0%	8	0.6%	1	0.1%	1	0.1%

Data in this report represent estimates of service delivery units and summary counts. Actual counts may vary from 0% to 5% from similarly published reports.

Definitions of terms appear on the last page  
\*Asian/Pacific Islander

# Individuals by Program and City of Residence

November 2021

		Medi-Cal		CalFresh		CalWORKs		General Assistance		IHSS		APS		Child Care	
<b>Total Persons</b>		430,095	100.0%	140,328	100.0%	16,126	100.0%	5,677	100.0%	25,900	100.0%	1,380	100.0%	1,077	100.0%
<b>North County</b>	Alameda	15,061	3.5%	5,033	3.6%	457	2.8%	113	2.0%	1,030	4.0%	60	4.3%	15	1.4%
	Albany	3,123	0.7%	665	0.5%	89	0.6%	9	0.2%	74	0.3%	8	0.6%	2	0.2%
	Berkeley	16,389	3.8%	8,611	6.1%	428	2.7%	325	5.7%	1,236	4.8%	116	8.4%	28	2.6%
	Emeryville	2,969	0.7%	1,194	0.9%	127	0.8%	61	1.1%	220	0.8%	13	0.9%	15	1.4%
	Oakland	161,656	37.6%	64,557	46.0%	8,738	54.2%	3,485	61.4%	11,184	43.2%	527	38.2%	529	49.1%
	Piedmont	605	0.1%	130	0.1%	0	0.0%	4	0.1%	33	0.1%	2	0.1%	0	0.0%
<b>Tri-City</b>	Fremont	37,584	8.7%	9,517	6.8%	856	5.3%	259	4.6%	2,537	9.8%	104	7.5%	64	5.9%
	Newark	10,057	2.3%	2,375	1.7%	208	1.3%	50	0.9%	651	2.5%	29	2.1%	15	1.4%
	Union City	17,419	4.1%	4,721	3.4%	402	2.5%	87	1.5%	1,277	4.9%	51	3.7%	42	3.9%
<b>Central County</b>	Castro Valley	10,942	2.5%	2,628	1.9%	214	1.3%	64	1.1%	551	2.1%	48	3.5%	12	1.1%
	Hayward	66,828	15.5%	17,692	12.6%	2,130	13.2%	646	11.4%	3,087	11.9%	181	13.1%	184	17.1%
	San Leandro	37,785	8.8%	11,821	8.4%	1,213	7.5%	263	4.6%	2,032	7.8%	103	7.5%	64	5.9%
	San Lorenzo	8,723	2.0%	2,378	1.7%	173	1.1%	68	1.2%	459	1.8%	32	2.3%	19	1.8%
<b>Tri-Valley</b>	Dublin	7,609	1.8%	1,929	1.4%	162	1.0%	31	0.5%	538	2.1%	25	1.8%	23	2.1%
	Livermore	13,835	3.2%	3,304	2.4%	403	2.5%	108	1.9%	493	1.9%	38	2.8%	48	4.5%
	Pleasanton	7,612	1.8%	1,642	1.2%	141	0.9%	28	0.5%	423	1.6%	34	2.5%	3	0.3%
<b>Other</b>	Other	11,898	2.8%	2,131	1.5%	385	2.4%	76	1.3%	75	0.3%	9	0.7%	14	1.3%

Data in this report represent estimates of service delivery units and summary counts. Actual counts may vary from 0% to 5% from similarly published reports.

These are individuals receiving aid from one or more county programs, listed by city of residence. This total does not include Adult & Aging nor add up to the total of all seven programs because individuals may be enrolled in several programs.

## CalWORKs

**Two Parent Families:** Families with children living in the home with two non-disabled, natural or adoptive parents.

**Non-Needy Caretaker Relative:** Families with children living in the home whose natural or adoptive parents are ineligible or excluded from receiving assistance.

**Temporary Assistance for Needy Families (TANF) Timed-Out:** Families with children living in the home whose parents are ineligible to receive assistance because an adult head-of-household or spouse of a head-of-household has received federal TANF assistance for a total of 48 cumulative months.

**Child-Only:** Families with children living in the home whose parents are ineligible to receive assistance.

**Total Clients in Welfare to Work:** All active CalWORKs adults who have been registered into the Welfare to Work (WTW) program. WTW is the mandatory employment and training program for CalWORKs adults. Clients must register for WTW unless exempted for a condition that prevents them from working. Not all registered WTW clients are actively engaged in the program, as they may be scheduled for activities that have not yet begun, between activities, or non-compliant prior to sanction.

**Subsidized Work and Community Experience:** Includes public or private sector employment under the close supervision of the activity provider that helps provide basic job skills and can help lead to eventual unsubsidized employment.

**Paying Jobs:** Includes unsubsidized and subsidized, public and private sector jobs and self-employment.

## CalFresh

**Non-Assistance CalFresh Individuals:** Client receives CalFresh assistance but does not receive a monthly cash grant under the California Work Opportunity and Responsibility to Kids (CalWORKs) program or other state-funded program.

**All CalFresh Individuals:** All clients receiving CalFresh.

**Non-Assistance CalFresh Caseloads:** Non-Assistance CalFresh recipients are those who get CalFresh each month, but do not receive a monthly cash grant under the California Work Opportunity and Responsibility to Kids (CalWORKs) program.

**All CalFresh Caseloads:** All cases receiving CalFresh.

## Child Welfare

**THP+FC:** Transitional Housing Program plus Foster Care, which provides supportive housing for older teens and non-minor dependents.

**Non-Minor Dependents:** Youth ages 18-20 in Extended Foster Care under AB12.

**SILP:** Supervised Independent Living Placement.

**Guardian Home:** Placement with court-appointed legal guardian.

**Relative/NREFM:** Relative/Non-Relative Extended Family Member.

**Group Home:** 24-Hour staffed residential and/or treatment facility for foster youth.

**Foster Family Home:** County licensed foster care home.

**Foster Family Agency Home:** Foster home certified by a Foster Family Agency.

**STRTP:** Short Term Residential Therapeutic Program.

## Child Care

**CalWORKs Stage One:** Supports a family's access to immediate and continuous child care as parents/caregivers participate in their welfare-to-work activities.

**California Alternative Payment Program (CAPP):** Provides child care to low to moderate income families. Families must be working, enrolled in training towards a vocational goal, physically or mentally incapacitated, or seeking employment.

**Foster Care Child Care Allowance Program (FCCCAP):** Provides a time limited "bridge" to longer term child care solutions used at the time of placement to stabilize children in the best possible setting.

**Single Parent:** Sole parent/caretaker who lives with and is legally/financially responsible for the child.

**Licensed Family Child Care (FCC):** A business which provides child care in an individual's private home. FCCs vary widely and can care for a few children to a large family child care home that cares for up to 14 children.

**Center-Based Program:** (also known as "Child Care Center" or "Day Care Center") Any child care facility of any capacity, other than a family child care home as defined in Education Code - Section 102352f.(1).

**License-Exempt:** Child care providers who can operate legally without a license.