

Social Services Agency

December 2021 MONTHLY REPORT



Our Mission

To promote the economic and social well-being of individuals, families, neighborhoods and communities.

Our agency serves one in four Alameda County residents, totaling approximately 468,000 people. We work collectively and in partnership with over 150 organizations to serve the needs of the community.



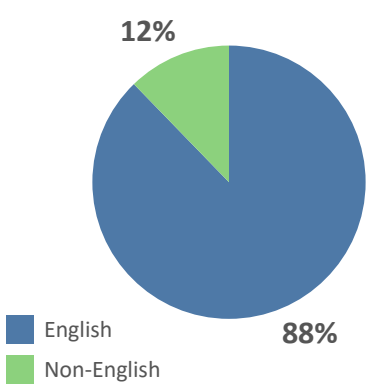
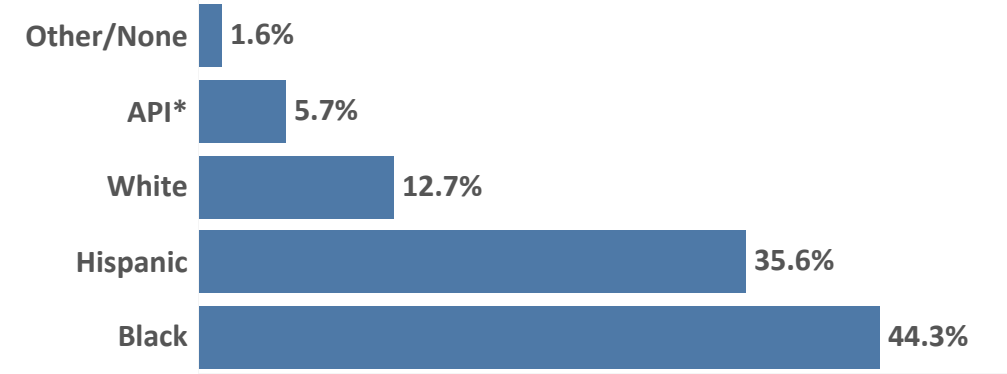
Respect - Integrity - Customer Service - Initiative - Responsibility

Data in this report represent estimates of service delivery units and summary counts. All the service delivery units speak to efforts made in November 2021 unless otherwise specified. Actual counts may vary from 0% to 5% from similarly published reports.

Child Welfare Caseload			% Difference
2020	November	1,752	
2021	November	1,763	0.6%

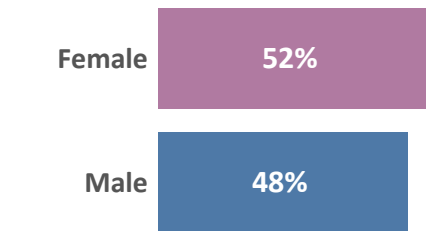
Child Welfare (CW) provides services to improve the lives of children and families in Alameda County by serving children and youth who have experienced, or are at risk of experiencing, abuse or neglect.

Ethnicity and Language

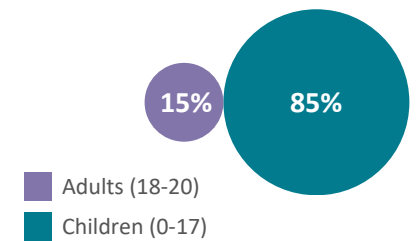


English		87.7%
Non-English		
Spanish		10.7%
Other		1.0%
Chinese		0.3%
Farsi		0.1%
Other Asian		0.1%
Vietnamese		0.1%

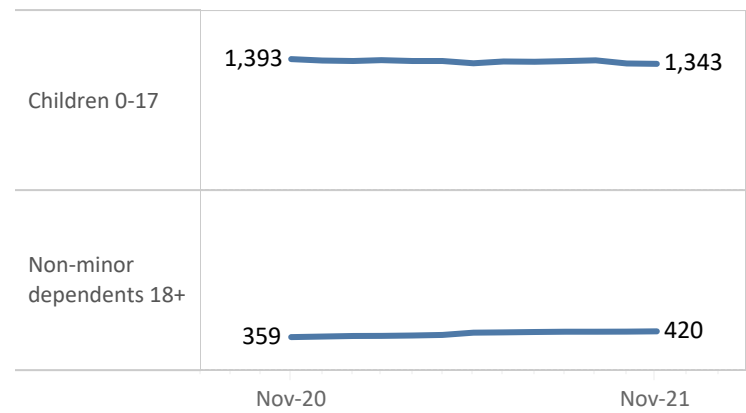
Gender



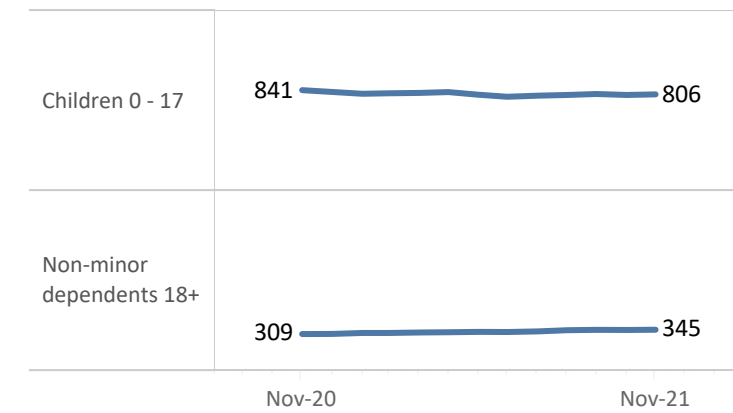
Age



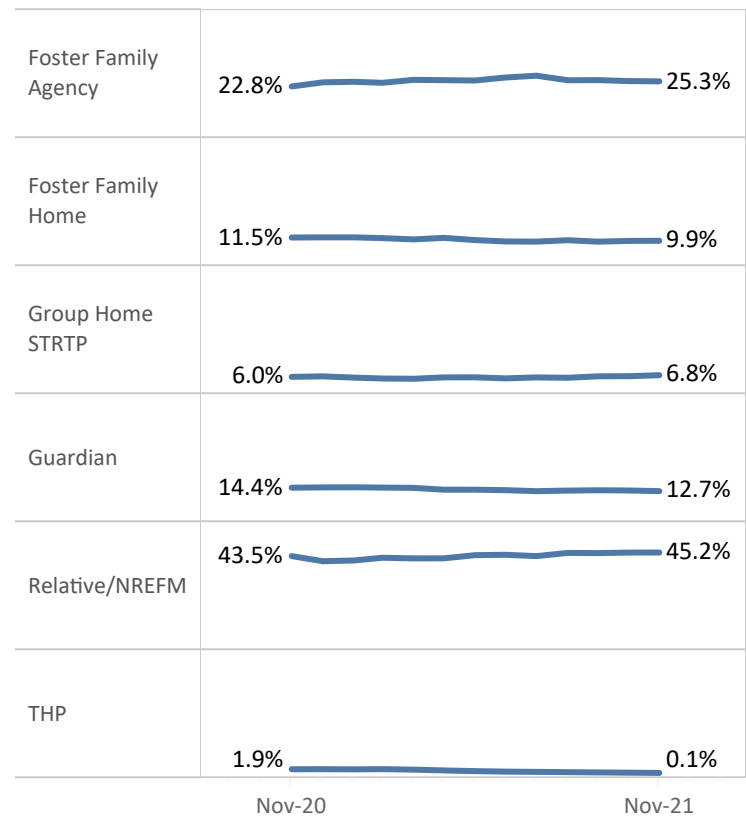
Child Welfare Children and Non-Minor Dependent Youth in Cases



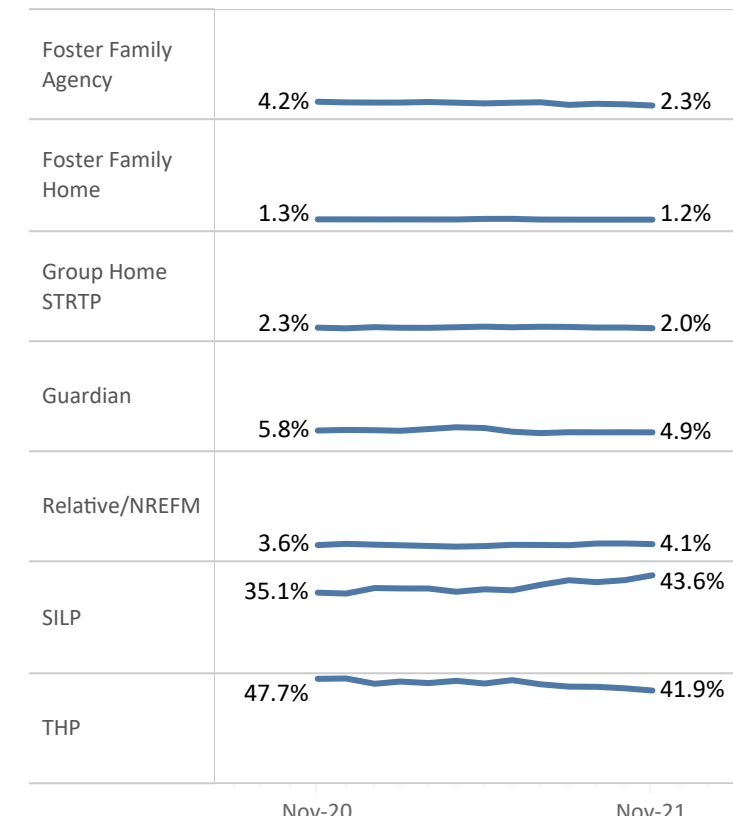
Child Welfare Children and Non-Minor Dependents in Out-Of-Home Placements



Child Welfare Children 0 - 17 in Placement by Placement Type



AB 12: Child Welfare Non-Minor Dependent Youth 18+ in Placement by Placement Type



Data in this report represent estimates of service delivery units and summary counts. Actual counts may vary from 0% to 5% from similarly published reports.

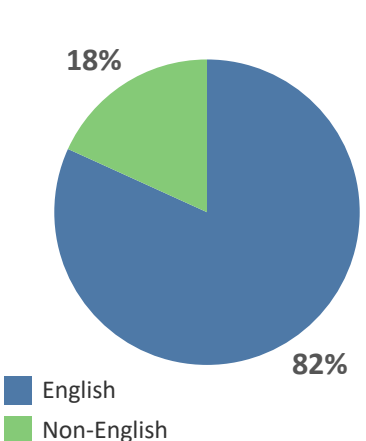
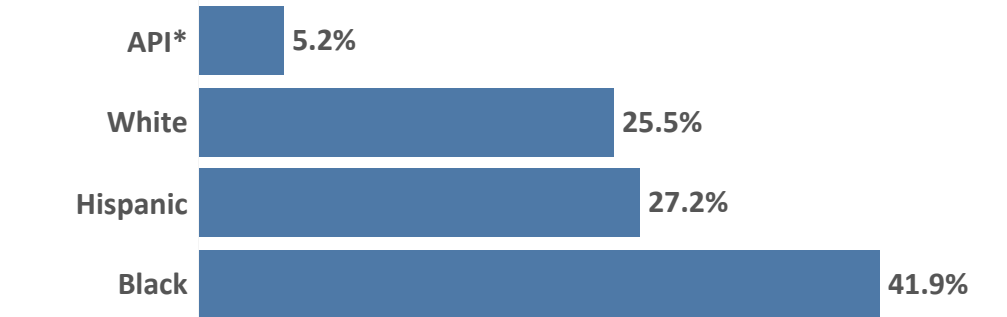
Definitions of terms appear on the last page
*Asian/Pacific Islander

CalWORKs Caseload

		% Difference
2020	November	7,624
2021	November	7,264
		-4.7%

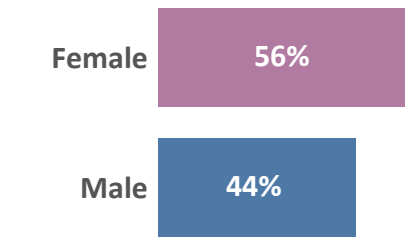
The California Work Opportunity and Responsibility to Kids (CalWORKs) Program provides time-limited cash aid, employment assistance and employment support services to eligible adults with children. Welfare to Work (WTW) is the mandatory employment and training program for CalWORKs adults. Clients must register for WTW unless exempted for a condition that prevents them from working.

Ethnicity and Language

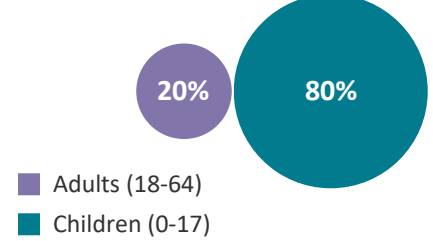


English		81.8%
Non-English	Spanish	13.1%
	Other	2.7%
	Farsi	1.6%
	Vietnamese	0.2%
	Chinese	0.2%
	Other Asian	0.2%
	Cambodian	0.1%

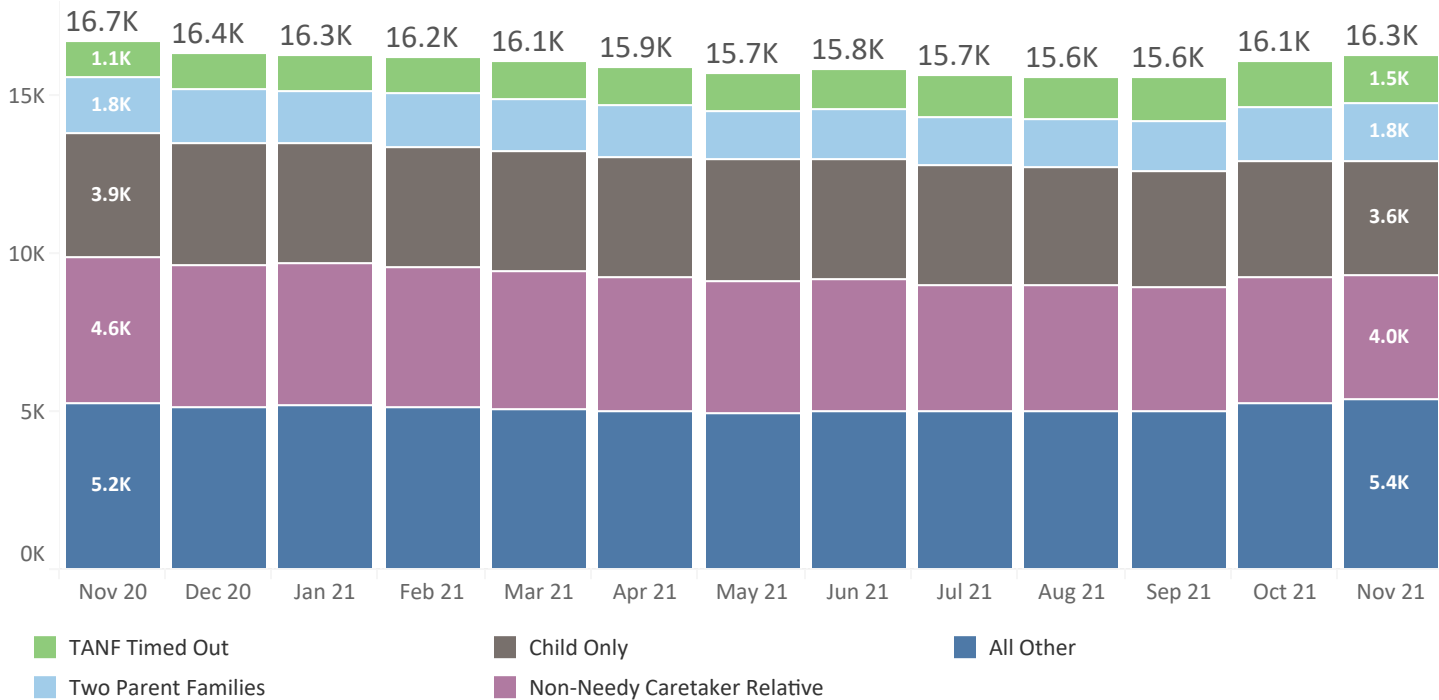
Gender



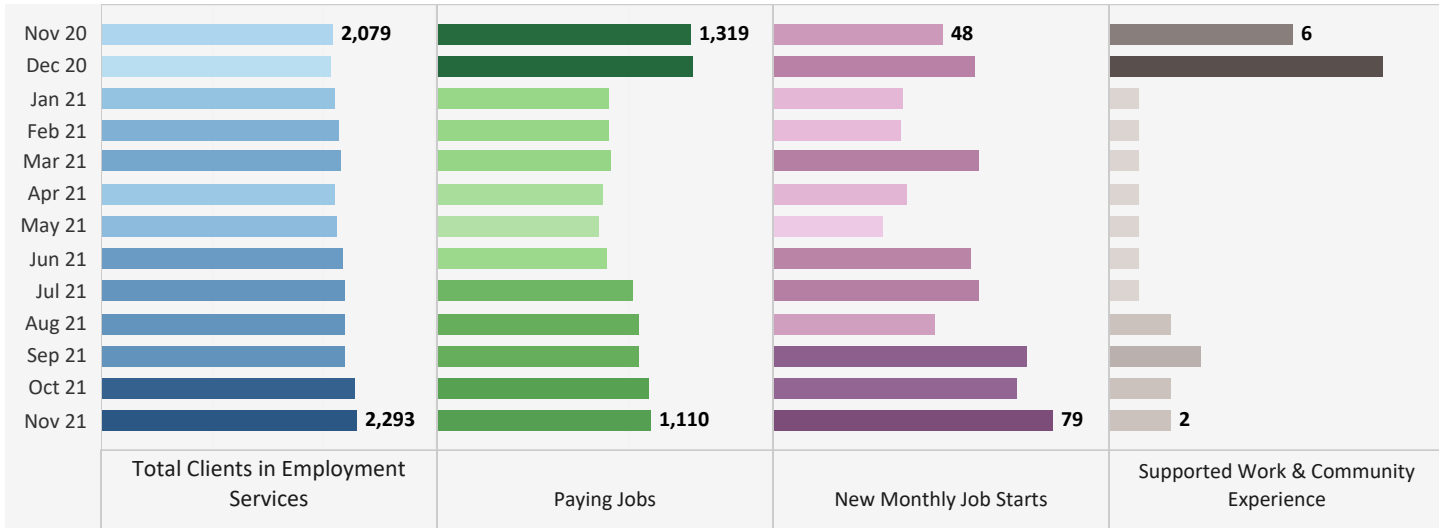
Age



CalWORKs Individuals by Case Type



Welfare to Work Individuals



Data in this report represent estimates of service delivery units and summary counts. Actual counts may vary from 0% to 5% from similarly published reports.

Definitions of terms appear on the last page
*Asian/Pacific Islander

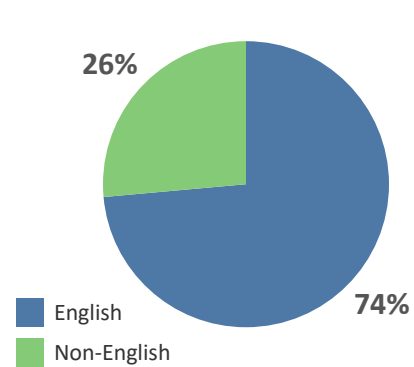
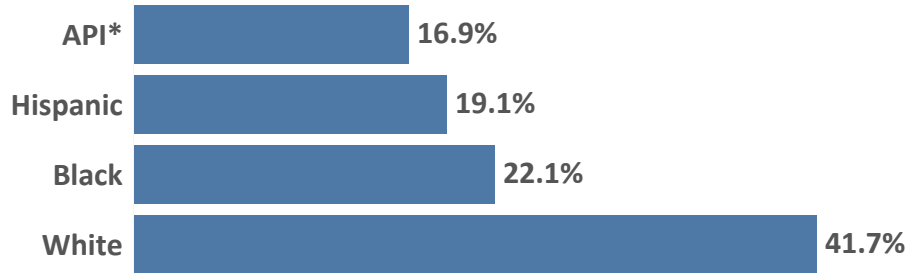
CalFresh Caseload

Year	Month	Caseload	% Difference
2020	November	75.2K	
2021	November	86.4K	+14.9%

NA CalFresh Caseload

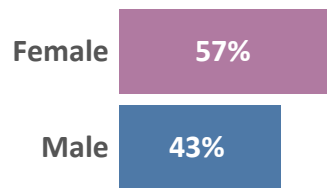
Year	Month	Caseload	% Difference
2020	November	71.2K	
2021	November	82.7K	+16.2%

Ethnicity and Language

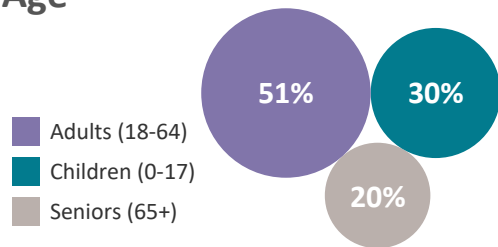


Language	Percentage
English	73.6%
Non-English	
Spanish	11.2%
Chinese	7.1%
Vietnamese	2.4%
Other Asian	2.4%
Other	2.2%
Farsi	0.9%
Cambodian	0.3%

Gender

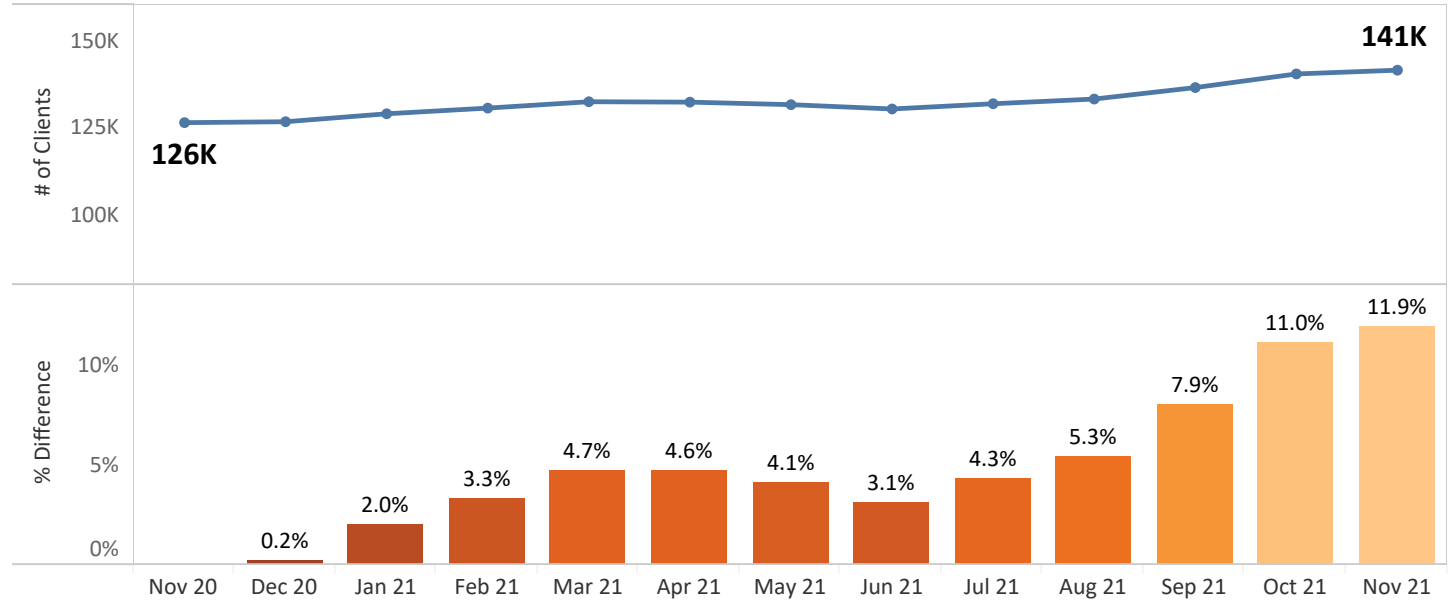


Age

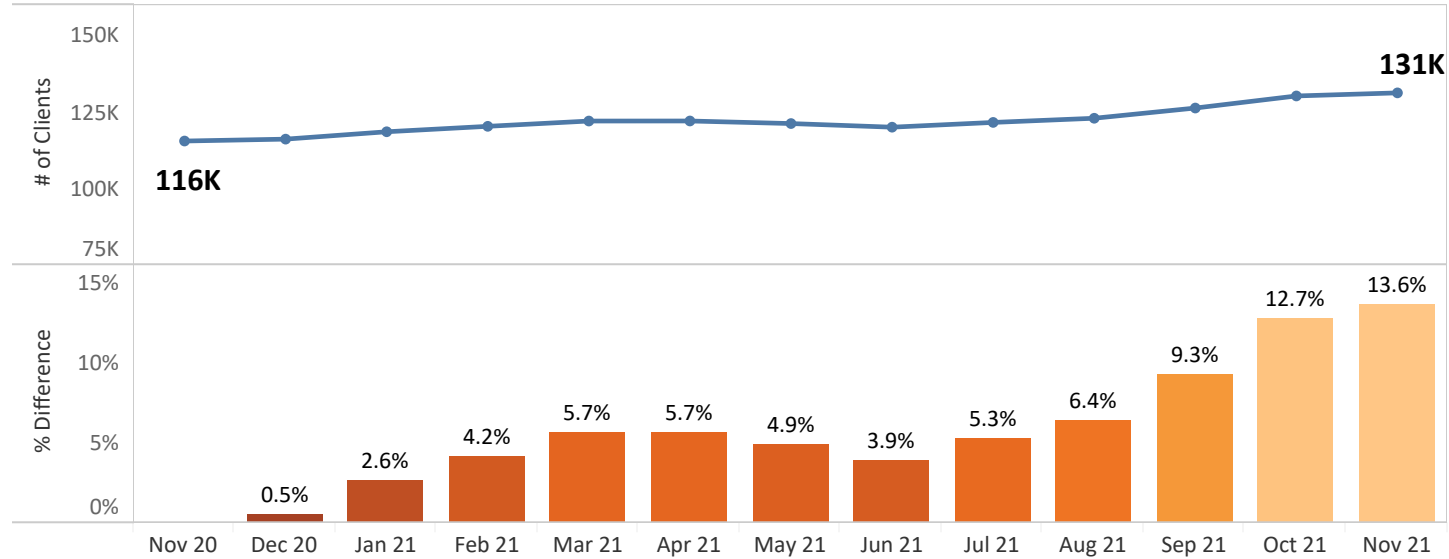


CalFresh (formerly known as Food Stamps) is California's version of the federal Supplemental Nutrition Assistance Program (SNAP). The CalFresh program helps to improve the health and well-being of qualified households and individuals by providing them a means to meet their nutritional needs.

CalFresh Individuals



Non-Assistance (NA) CalFresh Individuals



% change/difference is calculated relative to the first month in the observed year.

Data in this report represent estimates of service delivery units and summary counts. Actual counts may vary from 0% to 5% from similarly published reports.

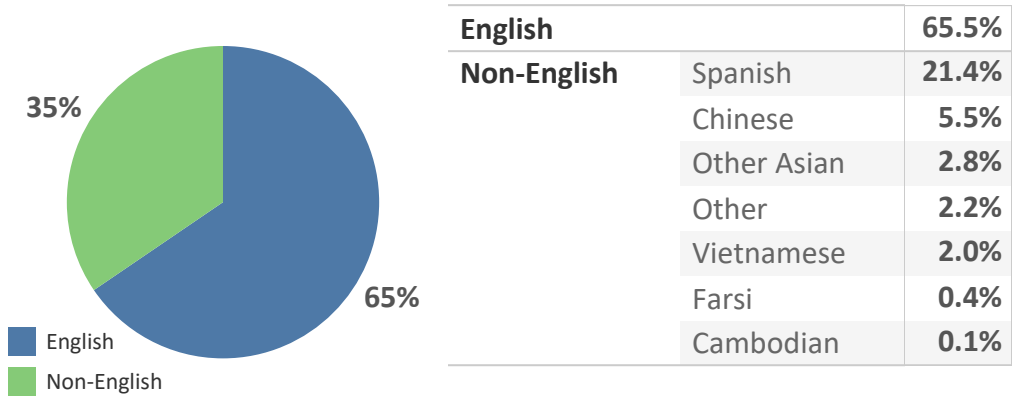
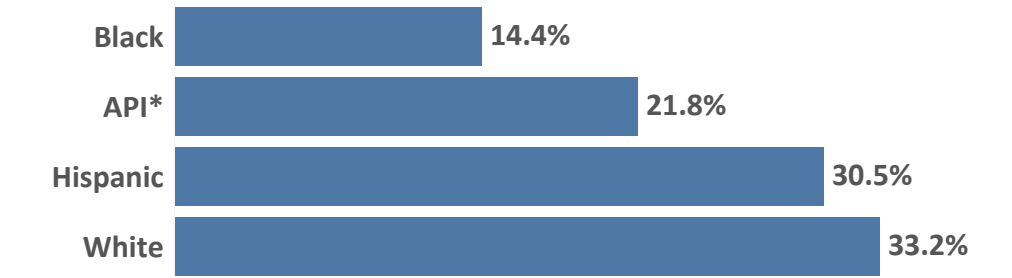
Definitions of terms appear on the last page.
*Asian/Pacific Islander

Medi-Cal Caseload

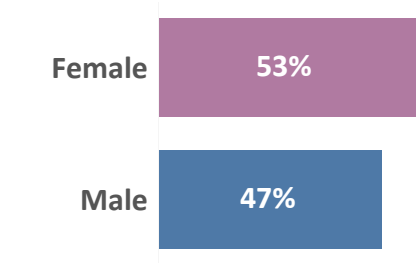
Medi-Cal Caseload			% Difference
2020	November	220.5K	
2021	November	243.0K	10.2%

Medi-Cal is a public health insurance program which provides needed health care services for low-income individuals including families with children, seniors, persons with disabilities, foster care, pregnant women, and low income people with specific diseases such as tuberculosis, breast cancer, or HIV/AIDS. Medi-Cal is financed equally by the state and federal government

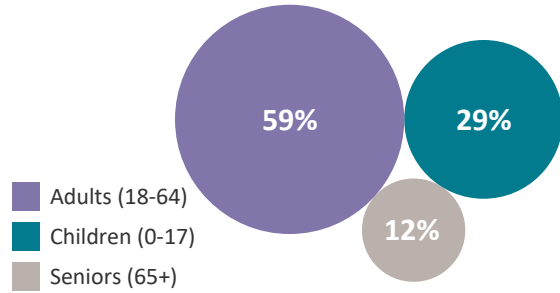
Ethnicity and Language



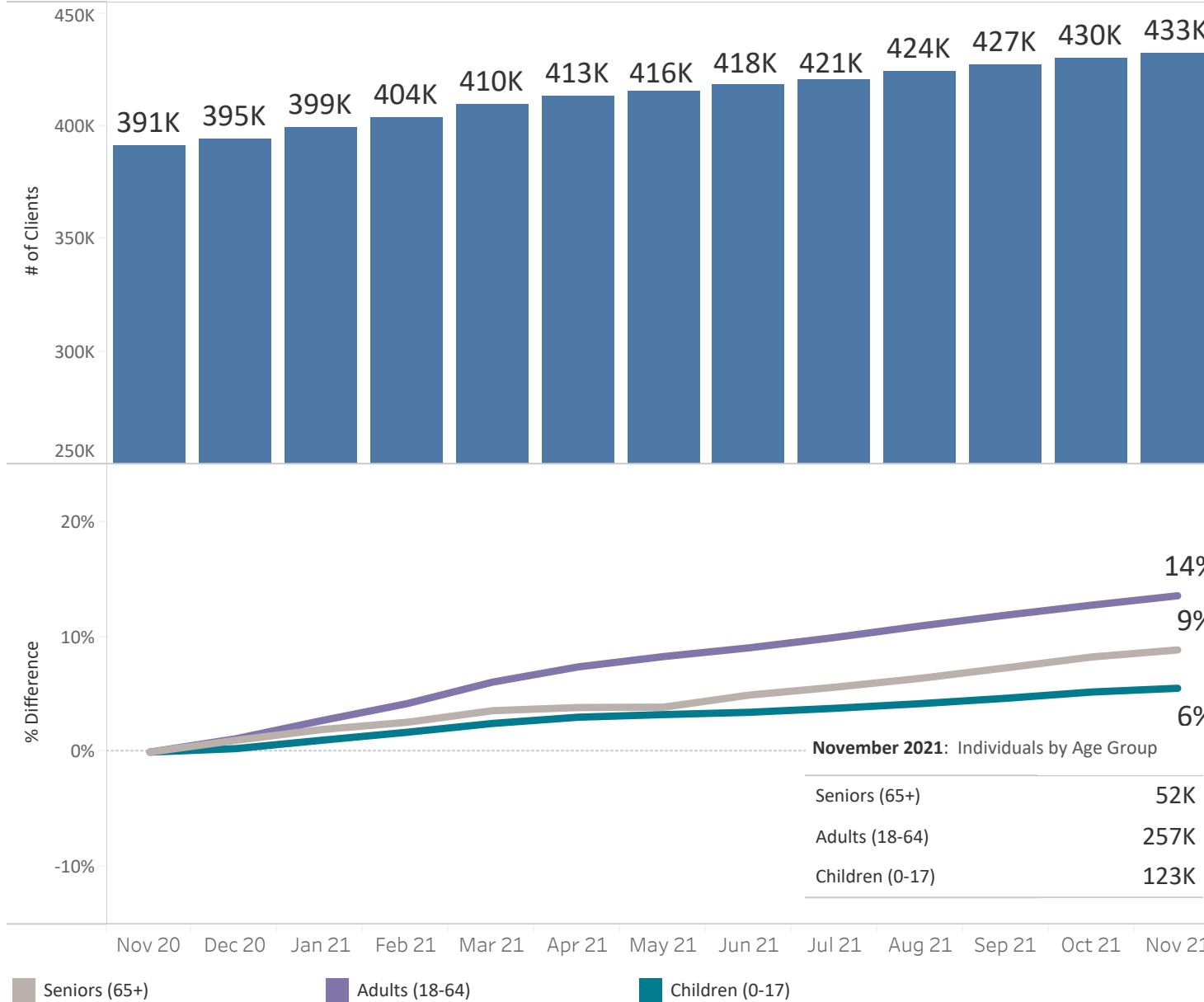
Gender



Age



Medi-Cal Individuals



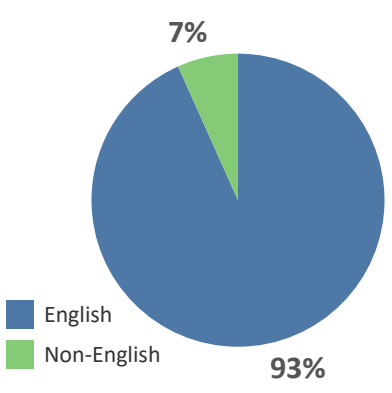
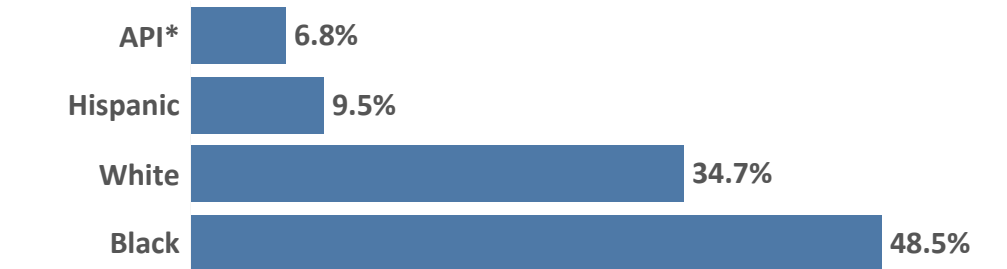
Data in this report represent estimates of service delivery units and summary counts. Actual counts may vary from 0% to 5% from similarly published reports. Reported numbers and percents shown here correspond to Medi-Cal clients enrolled by SSA.

% change/difference is calculated relative to the first month in the observed year.

Definitions of terms appear on the last page
*Asian/Pacific Islander

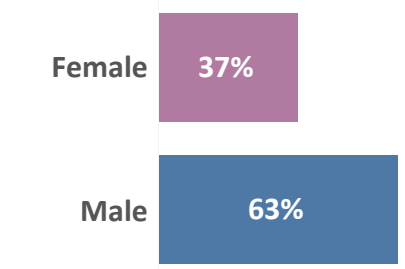
GA Caseload			% Difference
2020	November	5,825	
2021	November	5,841	0.3%

Ethnicity and Language

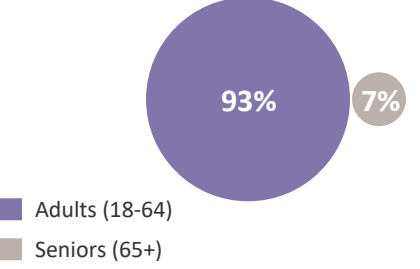


English			93.3%
Non-English			
Spanish			1.9%
Other Asian			1.7%
Other			1.4%
Vietnamese			0.8%
Chinese			0.7%
Farsi			0.2%
Cambodian			0.1%

Gender

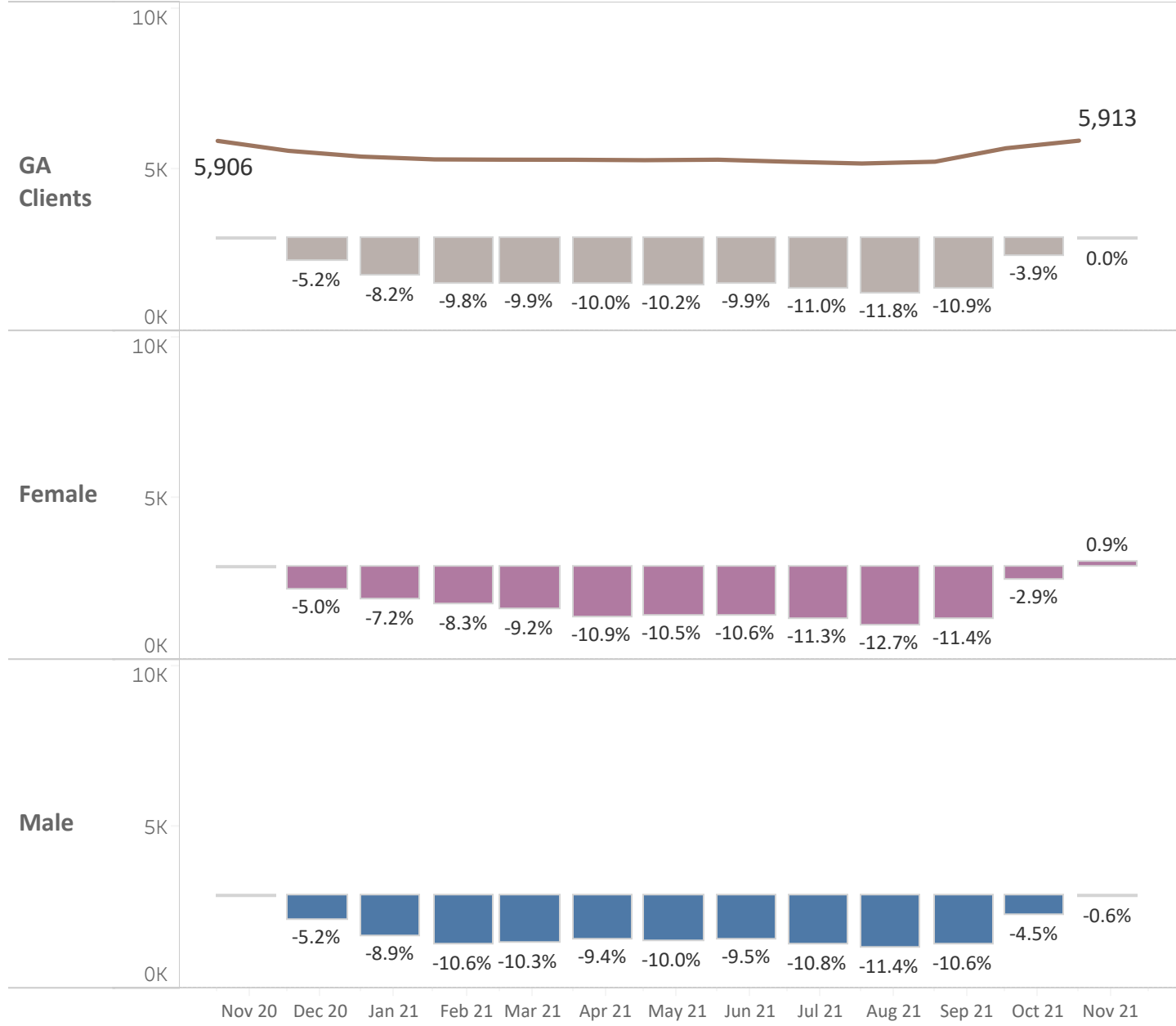


Age



General Assistance (GA) provides cash aid to indigent adults and emancipated minors who are legal residents of Alameda County and who have no other means of support.

General Assistance Individuals



% change/difference is calculated relative to the first month in the observed year.

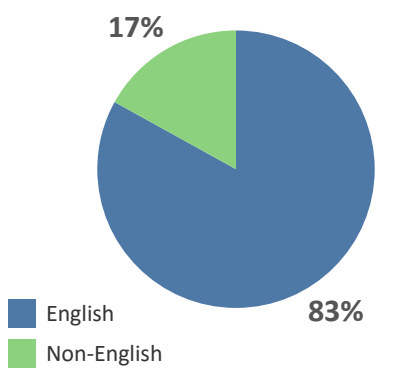
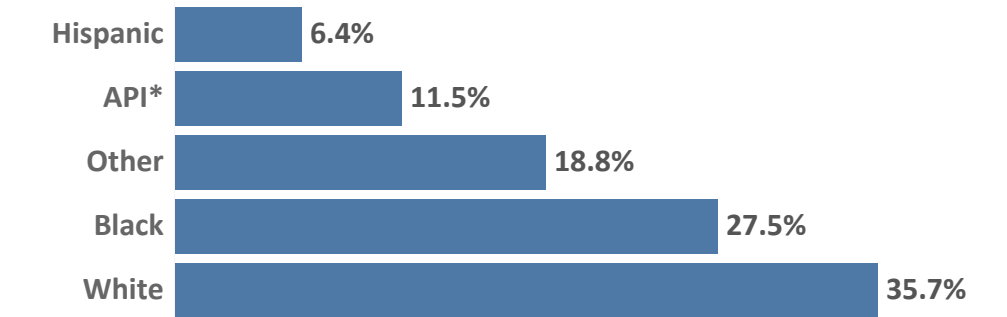
Data in this report represent estimates of service delivery units and summary counts. Actual counts may vary from 0% to 5% from similarly published reports.

Definitions of terms appear on the last page
*Asian/Pacific Islander

APS Caseload

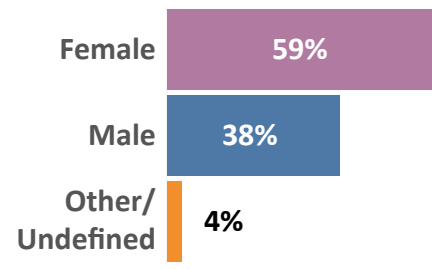
APS Caseload		% Difference
2020	November	1,374
2021	November	1,303
		-5.2%

Ethnicity and Language

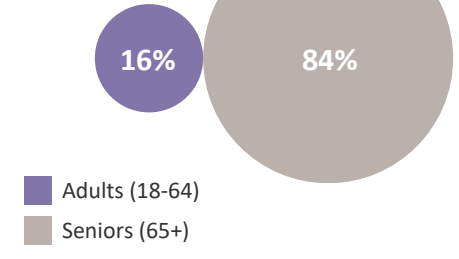


Language	Percentage
English	83.0%
Non-English	
Other	10.4%
Chinese	2.5%
Spanish	2.2%
Other Asian	1.1%
Vietnamese	0.6%
Farsi	0.2%

Gender

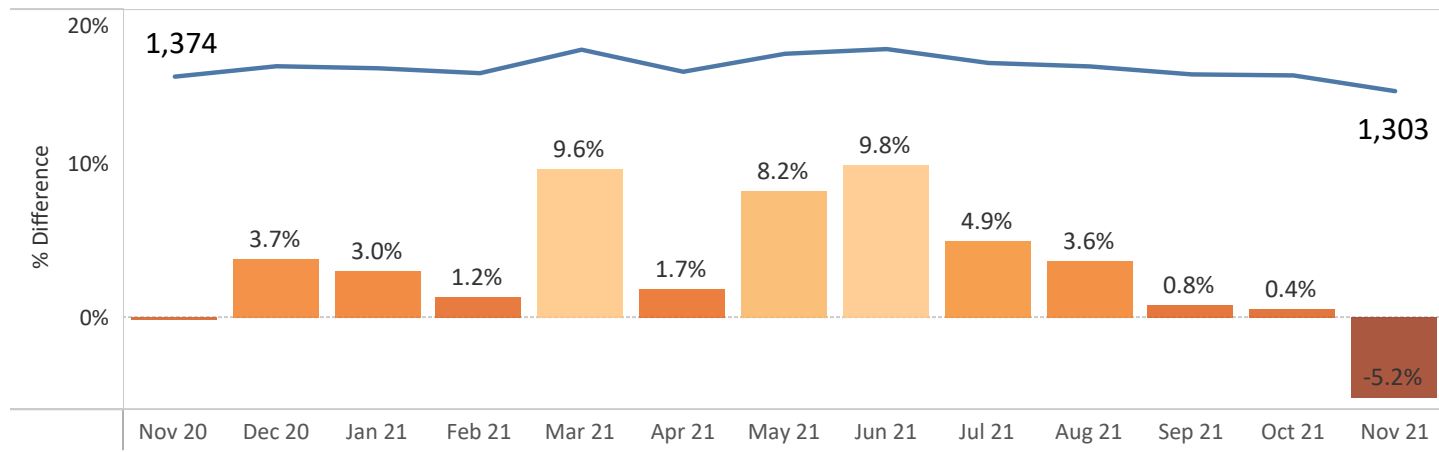


Age

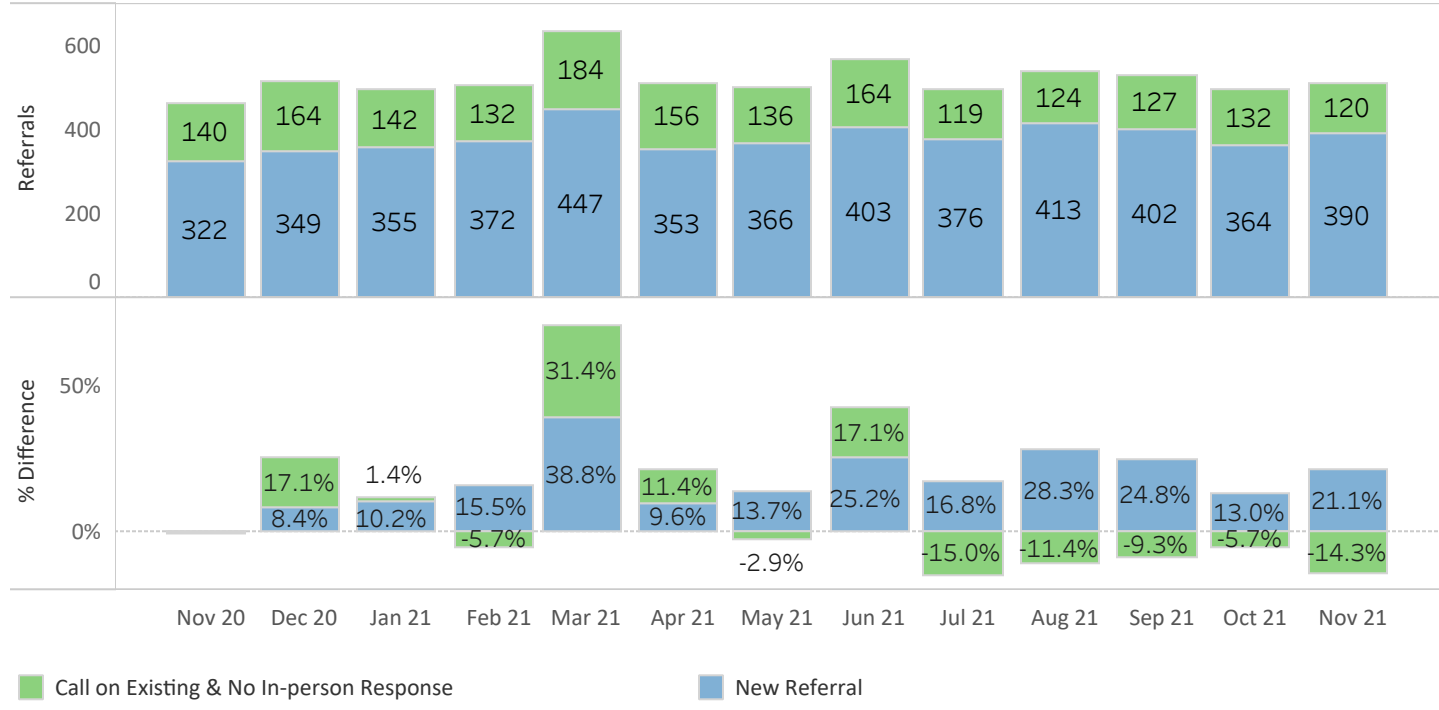


Alameda County Division of Adult Protection (DAP) consists of Adult Protective Services (APS), Office of the Public Guardian-Conservator (PG/PC), and the Public Administrator's Office (PA). Together these programs provide a continuum of services that form a safety net for vulnerable adults.

APS Caseload



APS Referrals



% change/difference is calculated relative to the first month in the observed year.

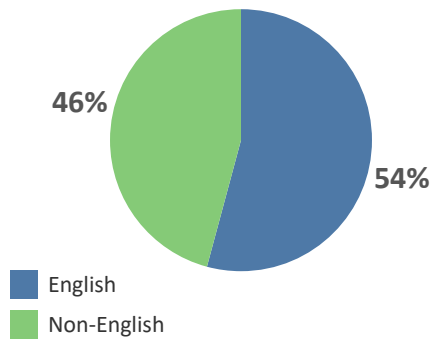
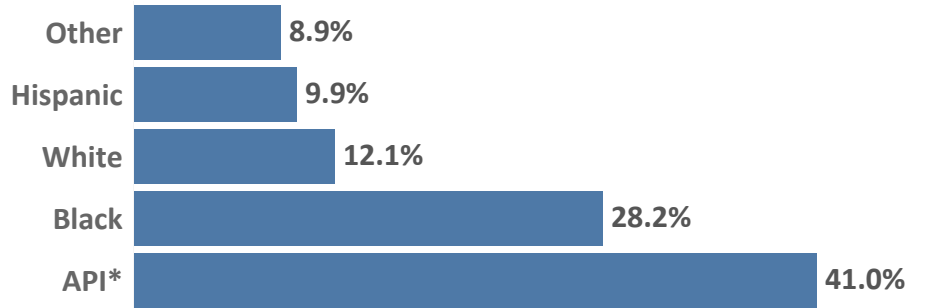
Data in this report represent estimates of service delivery units and summary counts. Actual counts may vary from 0% to 5% from similarly published reports.

Definitions of terms appear on the last page
*Asian/Pacific Islander

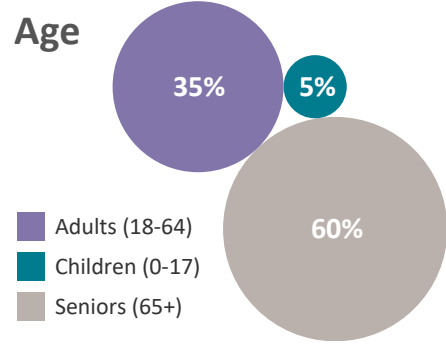
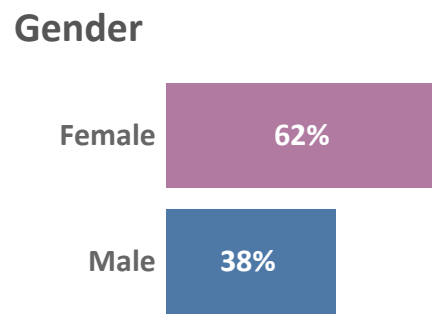
IHSS Caseload			% Difference
2020	November	25.1K	
2021	November	26.0K	3.4%

IHSS provides in-home care for the elderly and persons with disabilities to support them in their own homes and communities, rather than placing them in more restrictive and expensive institutional care settings.

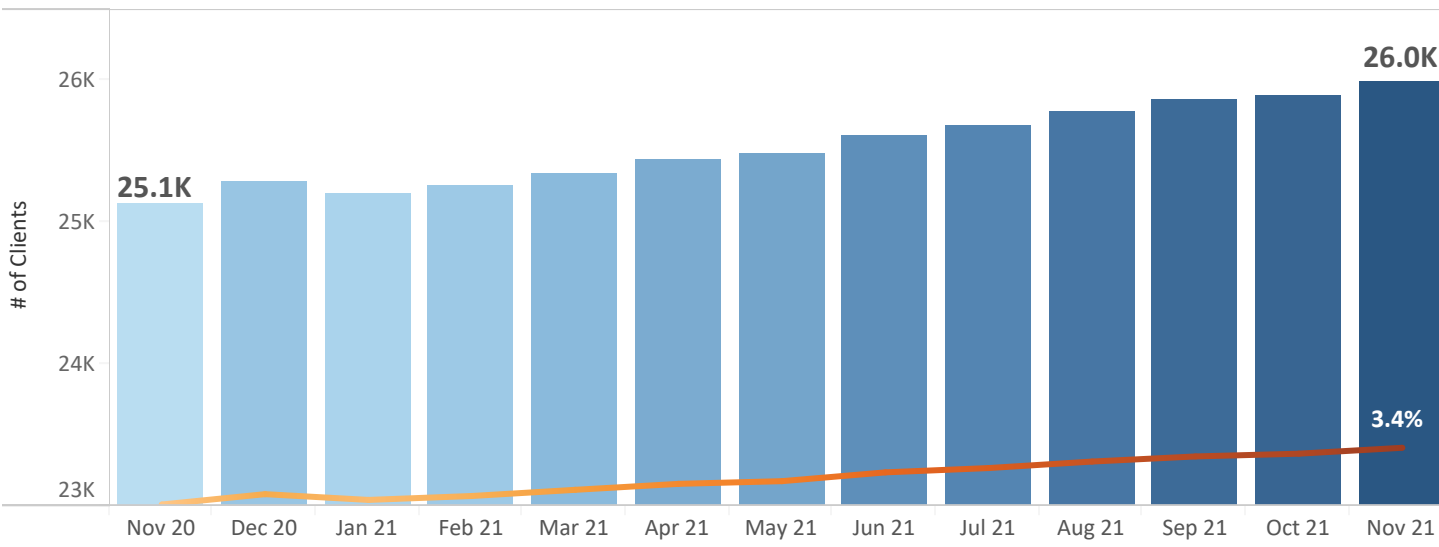
Ethnicity and Language



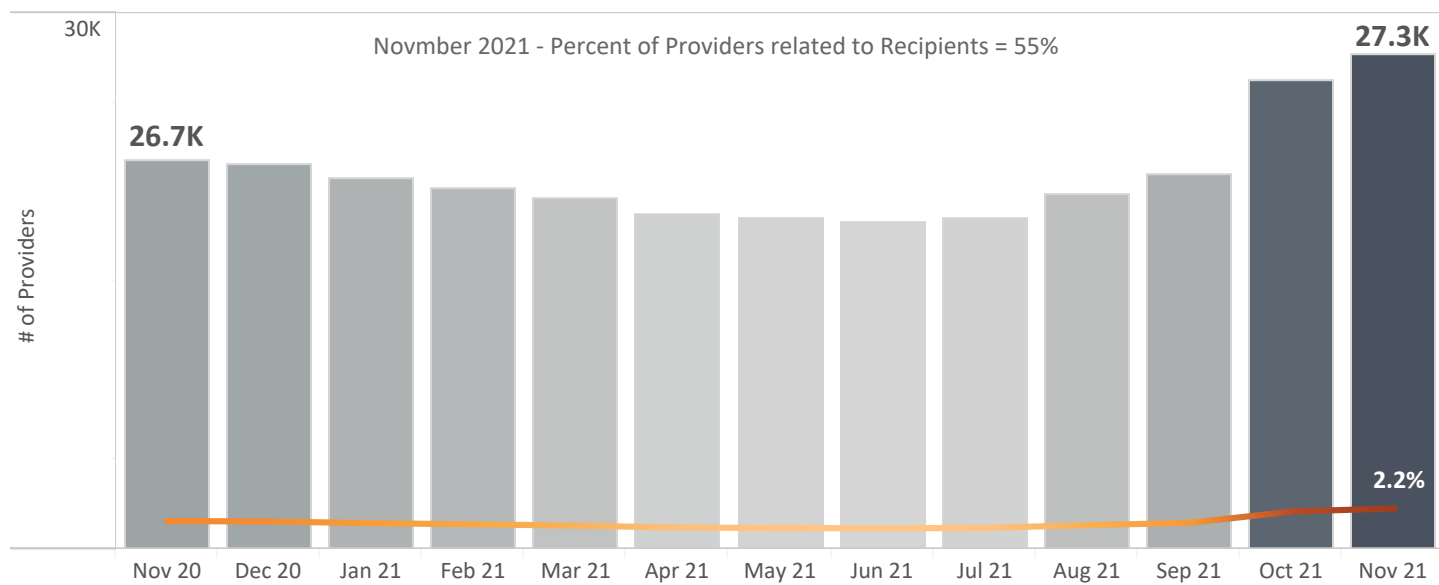
English		54.2%
Non-English	Chinese	20.6%
	Other	6.4%
	Spanish	6.2%
	Other Asian	4.1%
	Vietnamese	4.0%
	Farsi	3.5%
	Cambodian	1.0%



IHSS Recipients



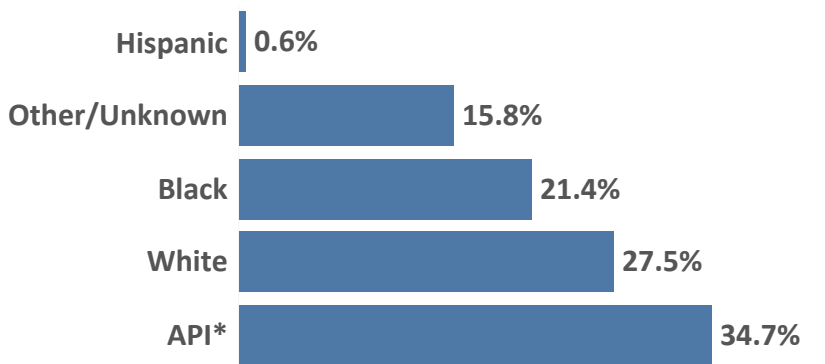
IHSS Providers



% change/difference is calculated relative to the first month in the observed year.

Data in this report represent estimates of service delivery units and summary counts. Actual counts may vary from 0% to 5% from similarly published reports.

Ethnicity - Congregate Meals

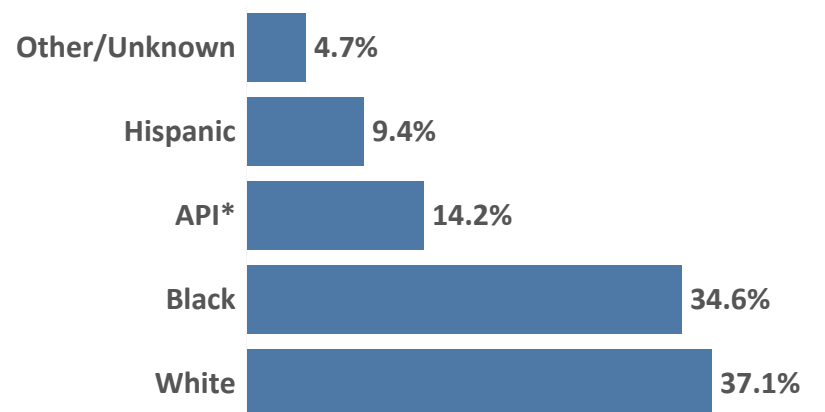


The Alameda County Area Agency on Aging (AAA) prevents isolation, premature institutionalization, abuse, and negative health outcomes for seniors. In partnership with County-based adult services programs and a wide network of community-based organizations, the AAA provides a continuum of care that is both responsive to seniors' needs and flexible in design.

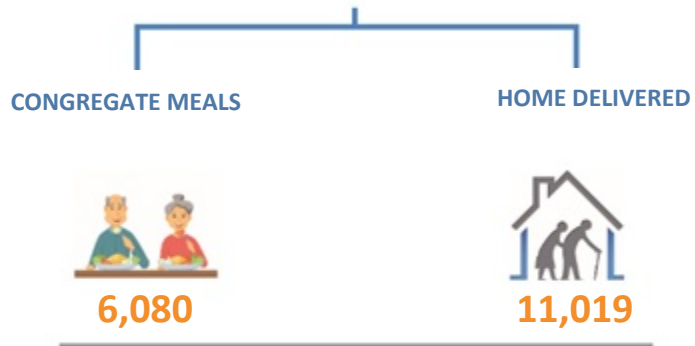
Access to Nutritious Food

Congregate and home delivered meals are provided to Alameda County seniors who cannot prepare or obtain nutritionally adequate meals for themselves. These meals assist clients in maintaining a nutritious diet.

Ethnicity - Home Delivered Meals



Total Individuals Served: 17,099



Gender - Congregate Meals



Total Meals Served: 87,946



Gender - Home Delivered Meals



Data in this report represent estimates of service delivery units and summary counts. Actual counts may vary from 0% to 5% from similarly published reports.

Definitions of terms appear on the last page
*Asian/Pacific Islander

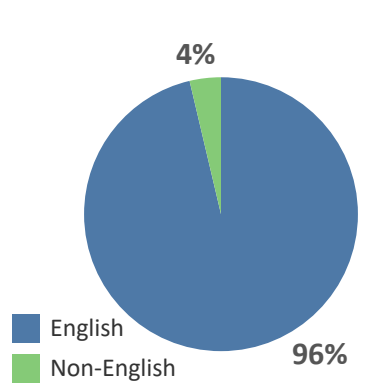
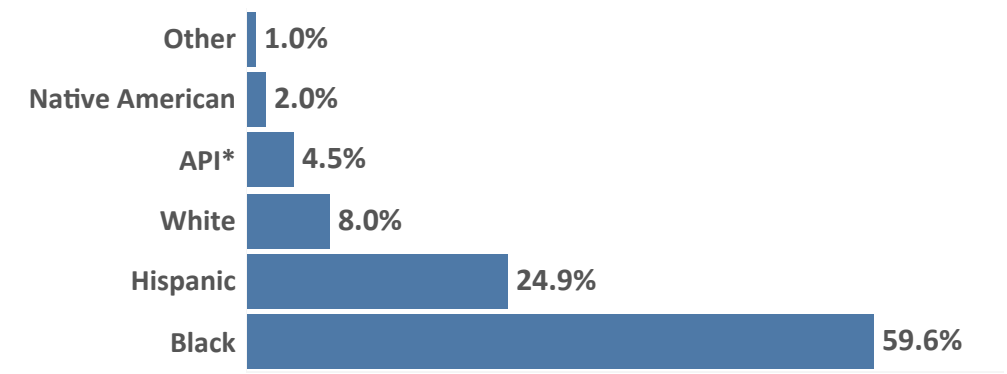
Child Care Subsidies

Child Care Subsidies		% Difference
2020	November	1,390
2021	November	1,096
		-21.2%

Child care subsidies are made available to eligible families on a time-limited basis. These subsidies are vital to finding and maintaining employment, education, and training for families and providing an opportunity to support a child's development.

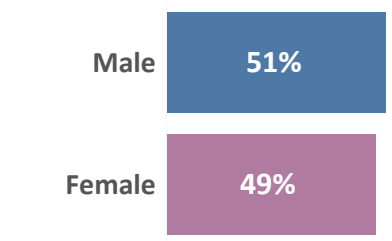
1,077 Children November 2021	83% CalWORKs Stage 1	13% California Alternative Payment Program (CAPP)	4% Foster Care Child Care Allowance Program (FCCCAP)
--	--------------------------------	---	--

Ethnicity and Language

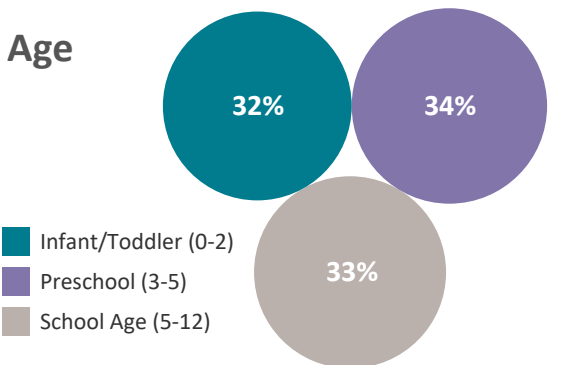


Language	Percentage
English	96.3%
Non-English	
Spanish	2.6%
Chinese	0.6%
Vietnamese	0.1%
Tagalog	0.1%
Russian	0.1%
Other non-English	0.1%
French	0.1%

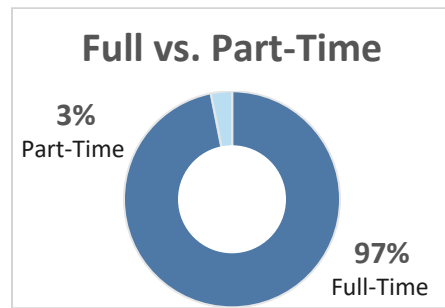
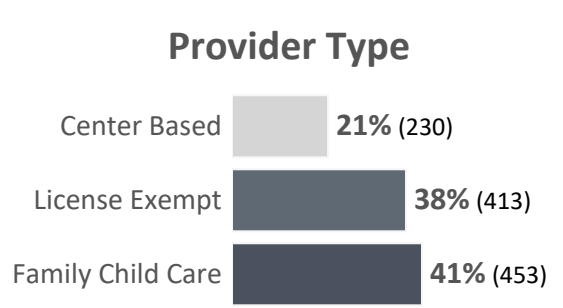
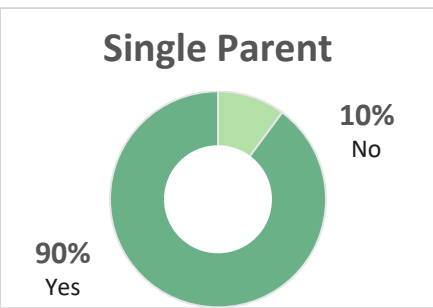
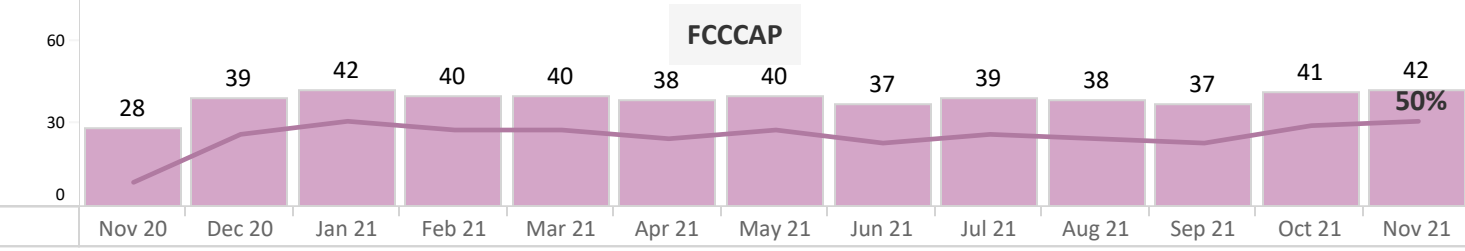
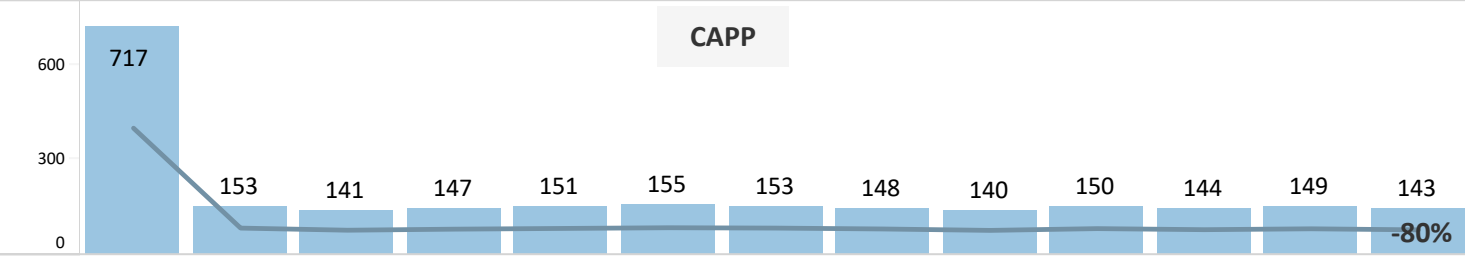
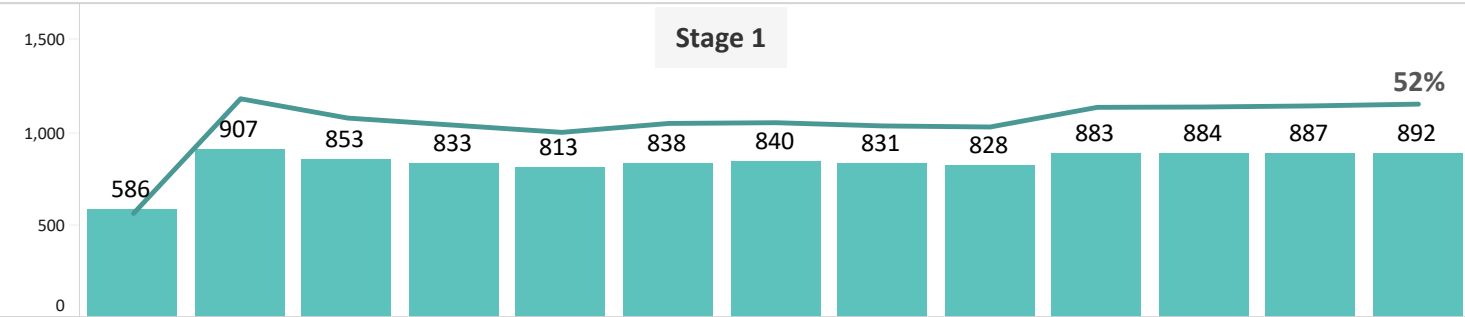
Gender



Age



Child Care Individuals



Data in this report represent estimates of service delivery units and summary counts. Actual counts may vary from 0% to 5% from similarly published reports.

Definitions of terms appear on the last page
*Asian/Pacific Islander

Demographics by Program - Individuals

December 2021

		Medi-Cal		CalFresh		CalWORKs		General Assistance		IHSS		APS		Child Welfare		Child Care	
Total Persons		432,601	100.0%	141,401	100.0%	16,294	100.0%	5,913	100.0%	25,990	100.0%	1,303	100.0%	1,763	100.0%	1,077	100.0%
Seniors (65+) Child Care (5-12)	Female	30,657	7.1%	16,758	11.9%	2	0.0%	254	4.3%	9,473	36.4%	663	50.9%	0	0.0%	171	15.9%
	Male	21,530	5.0%	10,992	7.8%	5	0.0%	152	2.6%	4,315	16.6%	388	29.8%	0	0.0%	189	17.5%
	Undefined	5	0.0%	1	0.0%	0	0.0%	0	0.0%	0	0.0%	60	4.6%	0	0.0%	0	0.0%
Adults (18-64) Child Care (3-5)	Female	140,157	32.4%	42,277	29.9%	2,542	15.6%	1,927	32.6%	6,093	23.4%	99	7.6%	252	14.3%	181	16.8%
	Male	116,942	27.0%	29,218	20.7%	688	4.2%	3,579	60.5%	4,519	17.4%	87	6.7%	168	9.5%	190	17.6%
	Undefined	15	0.0%	5	0.0%	0	0.0%	0	0.0%	0	0.0%	6	0.5%	0	0.0%	0	0.0%
Children (0-17) Child Care (0-2)	Female	60,539	14.0%	20,877	14.8%	6,583	40.4%	1	0.0%	515	2.0%	0	0.0%	661	37.5%	169	15.7%
	Male	62,754	14.5%	21,272	15.0%	6,473	39.7%	0	0.0%	1,075	4.1%	0	0.0%	680	38.6%	177	16.4%
	Undefined	2	0.0%	1	0.0%	1	0.0%	0	0.0%	0	0.0%	0	0.0%	2	0.1%	0	0.0%

Ethnicity	432,601	100.0%	141,401	100.0%	16,294	100.0%	5,913	100.0%	25,990	100.0%	1,303	100.0%	1,763	100.0%	1,077	100.0%
API*	94,050	21.7%	23,835	16.9%	853	5.2%	401	6.8%	10,654	41.0%	143	11.0%	100	5.7%	60	5.6%
Black	62,314	14.4%	31,187	22.1%	6,821	41.9%	2,865	48.5%	7,328	28.2%	349	26.8%	779	44.2%	634	58.9%
Hispanic	131,769	30.5%	27,051	19.1%	4,431	27.2%	559	9.5%	2,562	9.9%	82	6.3%	626	35.5%	260	24.1%
Native American	942	0.2%	316	0.2%	36	0.2%	36	0.6%	68	0.3%	4	0.3%	13	0.7%	29	2.7%
White	143,366	33.1%	59,003	41.7%	4,153	25.5%	2,051	34.7%	3,133	12.1%	450	34.5%	224	12.7%	83	7.7%
Other	160	0.0%	9	0.0%	0	0.0%	1	0.0%	2,245	8.6%	275	21.1%	21	1.2%	11	1.0%

Language	432,601	100.0%	141,401	100.0%	16,294	100.0%	5,913	100.0%	25,990	100.0%	1,303	100.0%	1,763	100.0%	1,077	100.0%
English	283,327	65.5%	104,045	73.6%	13,328	81.8%	5,517	93.3%	14,084	54.2%	1,051	80.7%	1,547	87.7%	1,036	96.2%
Cambodian	541	0.1%	410	0.3%	13	0.1%	5	0.1%	259	1.0%	1	0.1%	0	0.0%	0	0.0%
Chinese	32,063	7.4%	12,278	8.7%	61	0.4%	111	1.9%	5,362	20.6%	39	3.0%	6	0.3%	6	0.6%
Farsi	1,934	0.4%	1,206	0.9%	266	1.6%	10	0.2%	902	3.5%	3	0.2%	2	0.1%	0	0.0%
Other	9,477	2.2%	3,143	2.2%	443	2.7%	81	1.4%	1,662	6.4%	158	12.1%	18	1.0%	15	1.4%
Other Asian	3,907	0.9%	1,170	0.8%	11	0.1%	28	0.5%	1,061	4.1%	18	1.4%	1	0.1%	0	0.0%
Spanish	92,696	21.4%	15,793	11.2%	2,142	13.1%	115	1.9%	1,616	6.2%	26	2.0%	188	10.7%	19	1.8%
Vietnamese	8,656	2.0%	3,356	2.4%	30	0.2%	46	0.8%	1,044	4.0%	7	0.5%	1	0.1%	1	0.1%

Data in this report represent estimates of service delivery units and summary counts. Actual counts may vary from 0% to 5% from similarly published reports.

Definitions of terms appear on the last page
*Asian/Pacific Islander

Individuals by Program and City of Residence

December 2021

		Medi-Cal		CalFresh		CalWORKs		General Assistance		IHSS		APS		Child Care	
Total Persons		432,601	100.0%	141,401	100.0%	16,294	100.0%	5,913	100.0%	25,990	100.0%	1,303	100.0%	1,077	100.0%
North County	Alameda	15,177	3.5%	5,063	3.6%	469	2.9%	126	2.1%	1,027	4.0%	55	4.2%	17	1.6%
	Albany	3,151	0.7%	674	0.5%	93	0.6%	12	0.2%	75	0.3%	10	0.8%	4	0.4%
	Berkeley	16,572	3.8%	8,819	6.2%	432	2.7%	345	5.8%	1,239	4.8%	123	9.4%	25	2.3%
	Emeryville	3,010	0.7%	1,159	0.8%	138	0.8%	64	1.1%	219	0.8%	14	1.1%	15	1.4%
	Oakland	162,465	37.6%	64,813	45.8%	8,764	53.8%	3,604	61.0%	11,228	43.2%	512	39.3%	525	48.7%
	Piedmont	620	0.1%	128	0.1%	1	0.0%	5	0.1%	33	0.1%	4	0.3%	0	0.0%
Tri-City	Fremont	37,930	8.8%	9,668	6.8%	945	5.8%	264	4.5%	2,553	9.8%	85	6.5%	65	6.0%
	Newark	10,175	2.4%	2,401	1.7%	209	1.3%	55	0.9%	658	2.5%	24	1.8%	15	1.4%
	Union City	17,491	4.0%	4,703	3.3%	420	2.6%	91	1.5%	1,281	4.9%	51	3.9%	45	4.2%
Central County	Castro Valley	10,967	2.5%	2,672	1.9%	215	1.3%	65	1.1%	553	2.1%	41	3.1%	14	1.3%
	Hayward	67,129	15.5%	17,935	12.7%	2,142	13.1%	664	11.2%	3,090	11.9%	157	12.0%	185	17.2%
	San Leandro	38,004	8.8%	11,921	8.4%	1,184	7.3%	291	4.9%	2,045	7.9%	101	7.8%	62	5.8%
	San Lorenzo	8,768	2.0%	2,371	1.7%	180	1.1%	69	1.2%	464	1.8%	24	1.8%	19	1.8%
Tri-Valley	Dublin	7,693	1.8%	2,001	1.4%	179	1.1%	33	0.6%	543	2.1%	21	1.6%	23	2.1%
	Livermore	13,867	3.2%	3,246	2.3%	401	2.5%	111	1.9%	498	1.9%	38	2.9%	43	4.0%
	Pleasanton	7,676	1.8%	1,680	1.2%	141	0.9%	32	0.5%	420	1.6%	38	2.9%	3	0.3%
Other	Other	11,906	2.8%	2,147	1.5%	381	2.3%	82	1.4%	64	0.2%	5	0.4%	17	1.6%

Data in this report represent estimates of service delivery units and summary counts. Actual counts may vary from 0% to 5% from similarly published reports.

These are individuals receiving aid from one or more county programs, listed by city of residence. This total does not include Adult & Aging nor add up to the total of all seven programs because individuals may be enrolled in several programs.

CalWORKs

Two Parent Families: Families with children living in the home with two non-disabled, natural or adoptive parents.

Non-Needy Caretaker Relative: Families with children living in the home whose natural or adoptive parents are ineligible or excluded from receiving assistance.

Temporary Assistance for Needy Families (TANF) Timed-Out: Families with children living in the home whose parents are ineligible to receive assistance because an adult head-of-household or spouse of a head-of-household has received federal TANF assistance for a total of 48 cumulative months.

Child-Only: Families with children living in the home whose parents are ineligible to receive assistance.

Total Clients in Welfare to Work: All active CalWORKs adults who have been registered into the Welfare to Work (WTW) program. WTW is the mandatory employment and training program for CalWORKs adults. Clients must register for WTW unless exempted for a condition that prevents them from working. Not all registered WTW clients are actively engaged in the program, as they may be scheduled for activities that have not yet begun, between activities, or non-compliant prior to sanction.

Subsidized Work and Community Experience: Includes public or private sector employment under the close supervision of the activity provider that helps provide basic job skills and can help lead to eventual unsubsidized employment.

Paying Jobs: Includes unsubsidized and subsidized, public and private sector jobs and self-employment.

CalFresh

Non-Assistance CalFresh Individuals: Client receives CalFresh assistance but does not receive a monthly cash grant under the California Work Opportunity and Responsibility to Kids (CalWORKs) program or other state-funded program.

All CalFresh Individuals: All clients receiving CalFresh.

Non-Assistance CalFresh Caseloads: Non-Assistance CalFresh recipients are those who get CalFresh each month, but do not receive a monthly cash grant under the California Work Opportunity and Responsibility to Kids (CalWORKs) program.

All CalFresh Caseloads: All cases receiving CalFresh.

Child Welfare

THP+FC: Transitional Housing Program plus Foster Care, which provides supportive housing for older teens and non-minor dependents.

Non-Minor Dependents: Youth ages 18-20 in Extended Foster Care under AB12.

SILP: Supervised Independent Living Placement.

Guardian Home: Placement with court-appointed legal guardian.

Relative/NREFM: Relative/Non-Relative Extended Family Member.

Group Home: 24-Hour staffed residential and/or treatment facility for foster youth.

Foster Family Home: County licensed foster care home.

Foster Family Agency Home: Foster home certified by a Foster Family Agency.

STRTP: Short Term Residential Therapeutic Program.

Child Care

CalWORKs Stage One: Supports a family's access to immediate and continuous child care as parents/caregivers participate in their welfare-to-work activities.

California Alternative Payment Program (CAPP): Provides child care to low to moderate income families. Families must be working, enrolled in training towards a vocational goal, physically or mentally incapacitated, or seeking employment.

Foster Care Child Care Allowance Program (FCCCAP): Provides a time limited "bridge" to longer term child care solutions used at the time of placement to stabilize children in the best possible setting.

Single Parent: Sole parent/caretaker who lives with and is legally/financially responsible for the child.

Licensed Family Child Care (FCC): A business which provides child care in an individual's private home. FCCs vary widely and can care for a few children to a large family child care home that cares for up to 14 children.

Center-Based Program: (also known as "Child Care Center" or "Day Care Center") Any child care facility of any capacity, other than a family child care home as defined in Education Code - Section 102352f.(1).

License-Exempt: Child care providers who can operate legally without a license.