

Social Services Agency

March 2020 MONTHLY REPORT



Our Mission

To promote the economic and social well-being of individuals, families, neighborhoods and communities.

Our agency serves one in four Alameda County residents, totaling approximately 378,000 people. We work collectively and in partnership with over 150 organizations to serve the needs of the community.



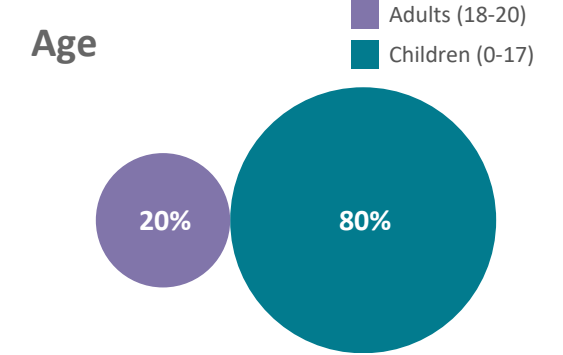
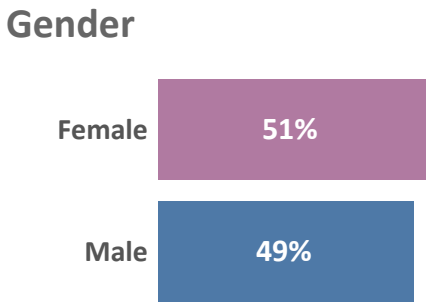
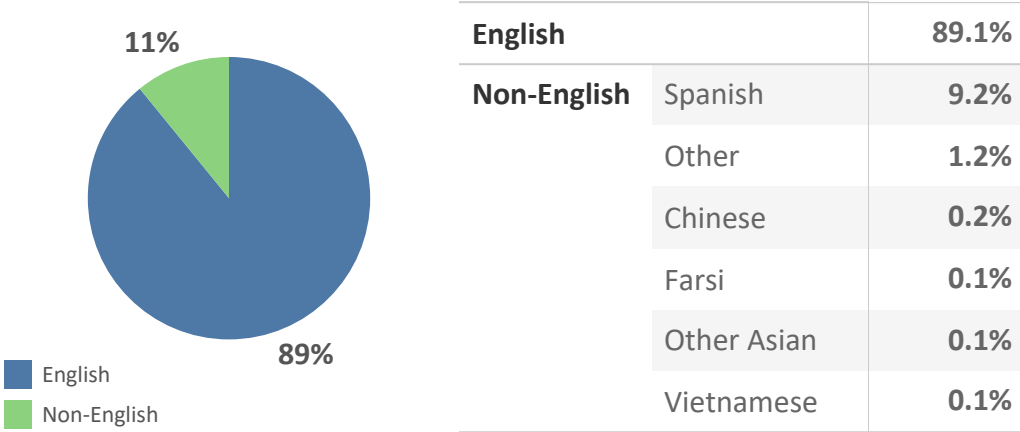
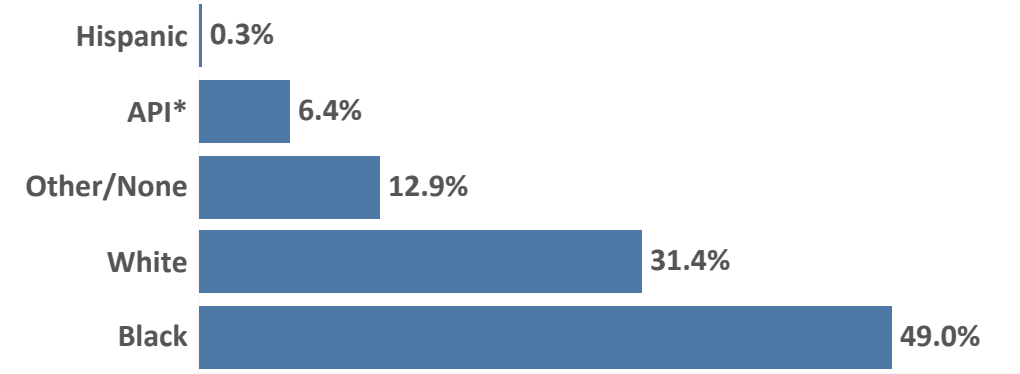
Respect - Integrity - Customer Service - Initiative - Responsibility

Data in this report represent estimates of service delivery units and summary counts. All the service delivery units speak to efforts made in February 2020 unless otherwise specified. Actual counts may vary from 0% to 5% from similarly published reports.

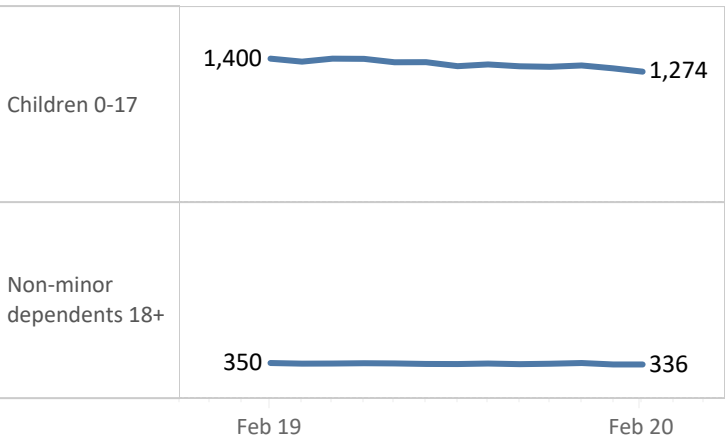
Child Welfare Caseload			% Difference
2019	February	1.8K	-8.0%
2020	February	1.6K	

Child Welfare (CW) provides services to improve the lives of children and families in Alameda County by serving children and youth who have experienced, or are at risk of experiencing, abuse or neglect.

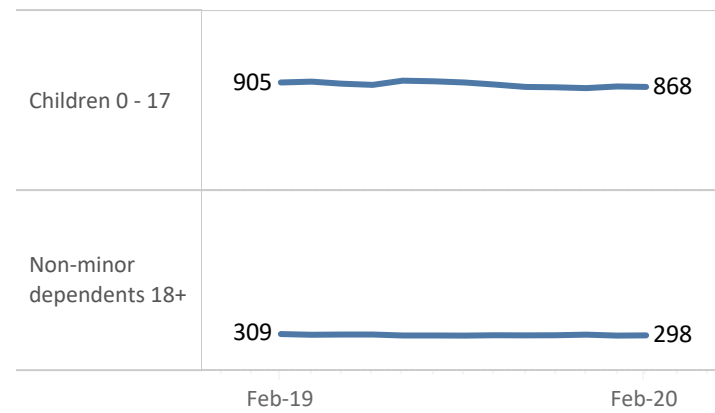
Ethnicity and Language



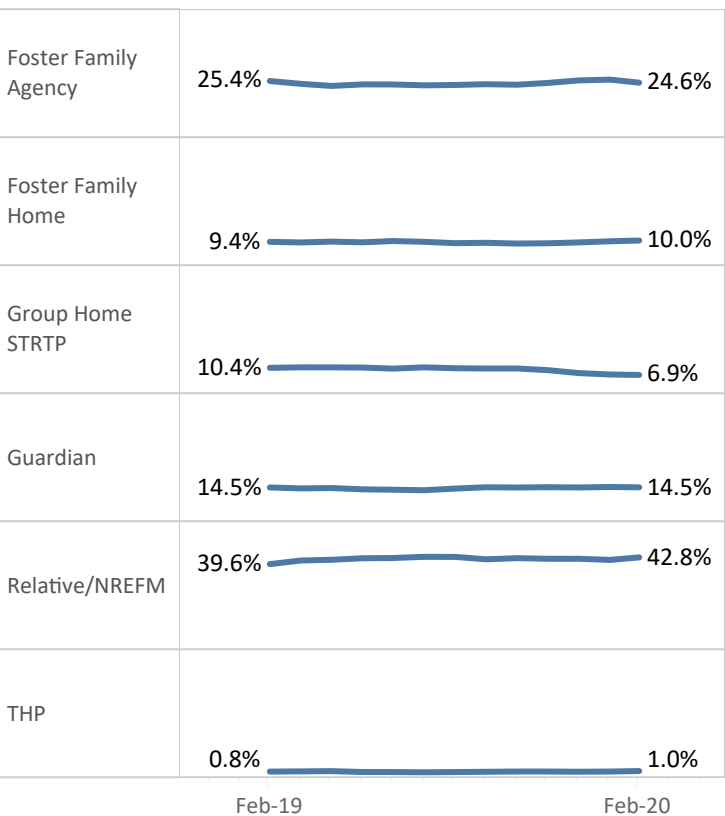
Child Welfare Children and Non-Minor Dependent Youth in Cases



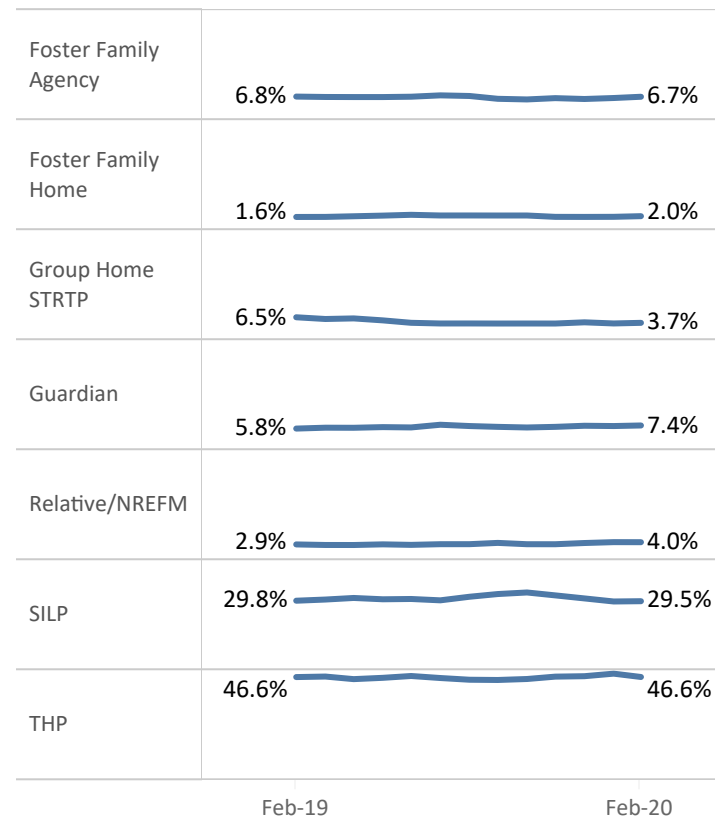
Child Welfare Children and Non-Minor Dependents in Out-Of-Home Placements



Child Welfare Children 0 - 17 in Placement by Placement Type



AB 12: Child Welfare Non-Minor Dependent Youth 18+ in Placement by Placement Type

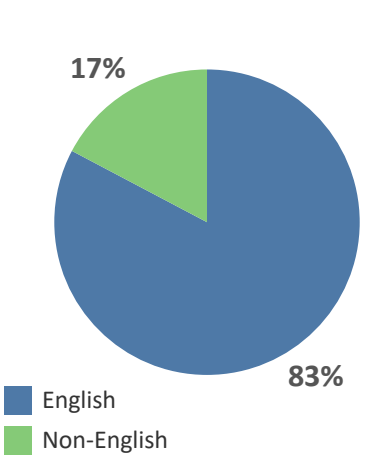
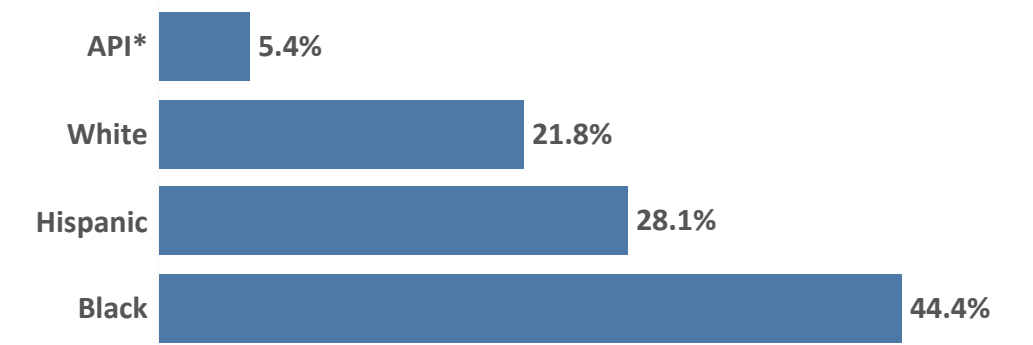


Data in this report represent estimates of service delivery units and summary counts. Actual counts may vary from 0% to 5% from similarly published reports.

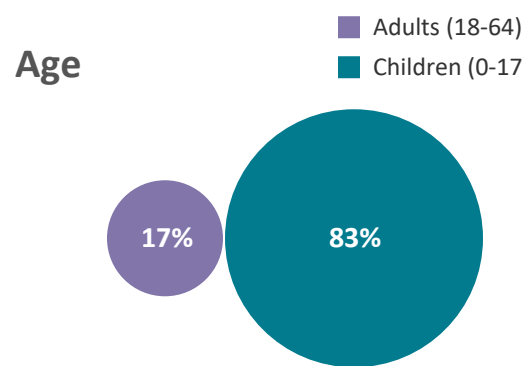
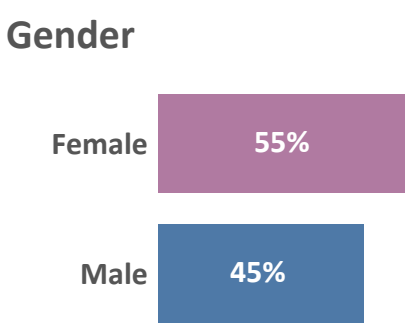
CalWORKs Caseload			% Difference
2019	February	9.3K	-4.7%
2020	February	8.9K	

The California Work Opportunity and Responsibility to Kids (CalWORKs) Program provides time-limited cash aid, employment assistance and employment support services to eligible adults with children. Welfare to Work (WTW) is the mandatory employment and training program for CalWORKs adults. Clients must register for WTW unless exempted for a condition that prevents them from working.

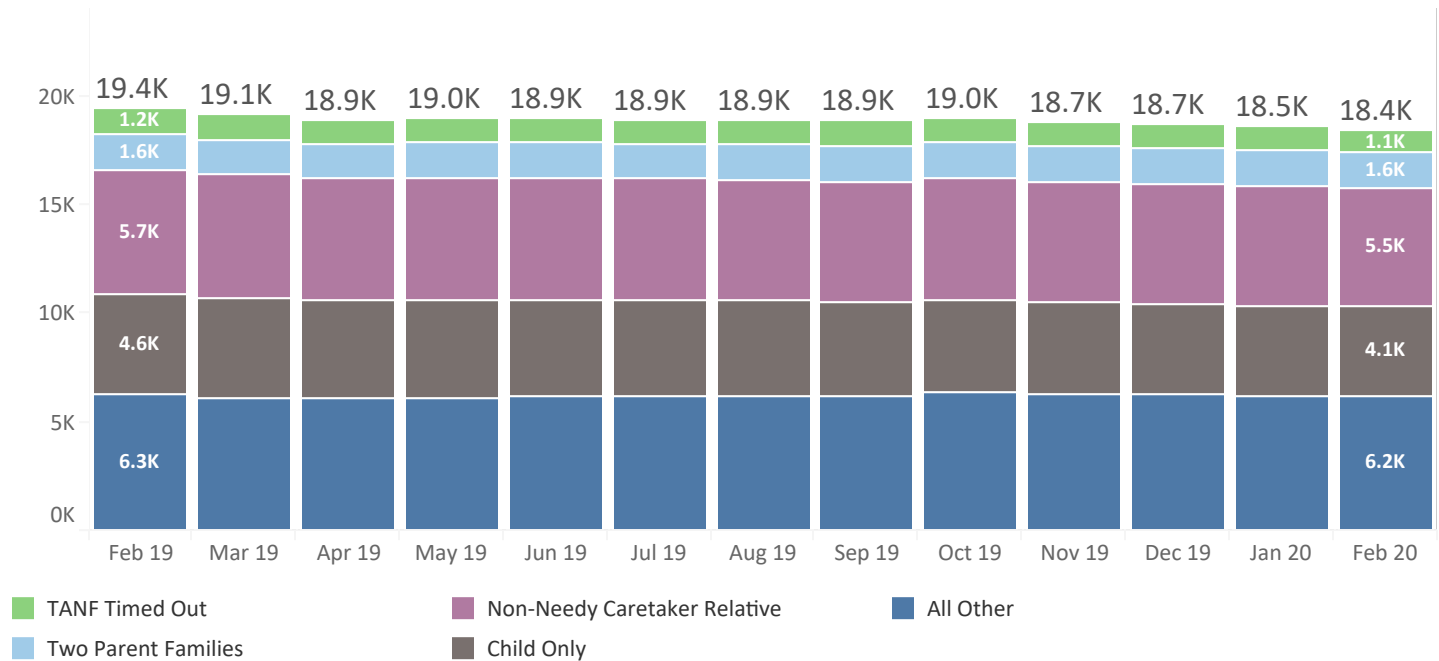
Ethnicity and Language



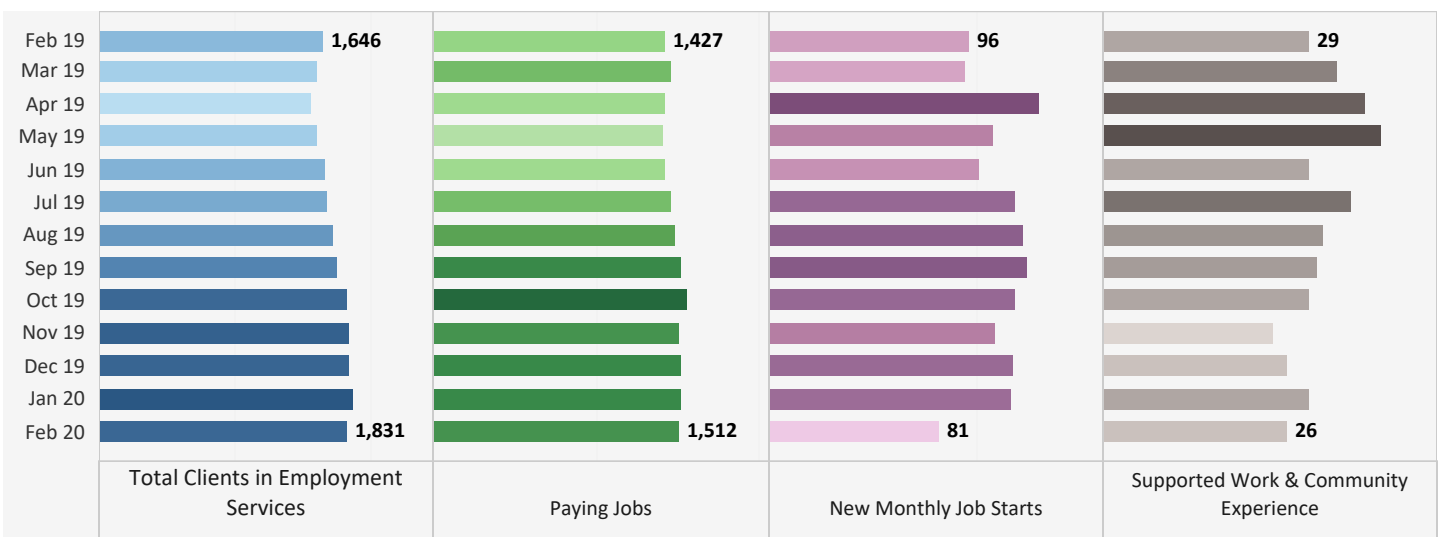
English		82.7%
Non-English	Spanish	13.0%
	Other	2.8%
	Farsi	0.6%
	Vietnamese	0.3%
	Chinese	0.2%
	Other Asian	0.2%
	Cambodian	0.1%



CalWORKs Individuals by Case Type



Welfare to Work Individuals



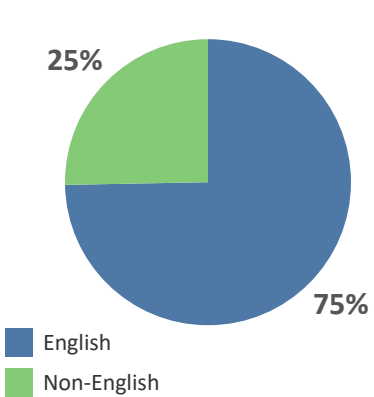
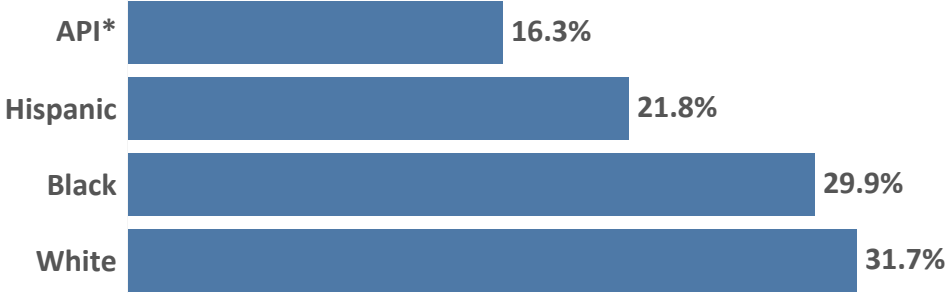
Data in this report represent estimates of service delivery units and summary counts. Actual counts may vary from 0% to 5% from similarly published reports.

Definitions of terms appear on the last page
*Asian/Pacific Islander

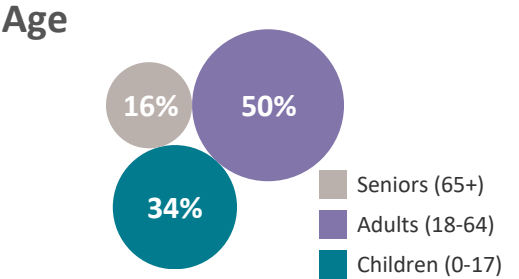
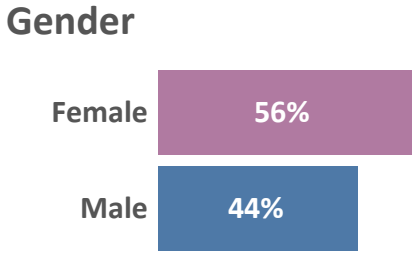
CalFresh Caseload			% Difference
2019	February	51.9K	+27.1%
2020	February	65.9K	

NA CalFresh Caseload			% Difference
2019	February	46.9K	+31.3%
2020	February	61.5K	

Ethnicity and Language

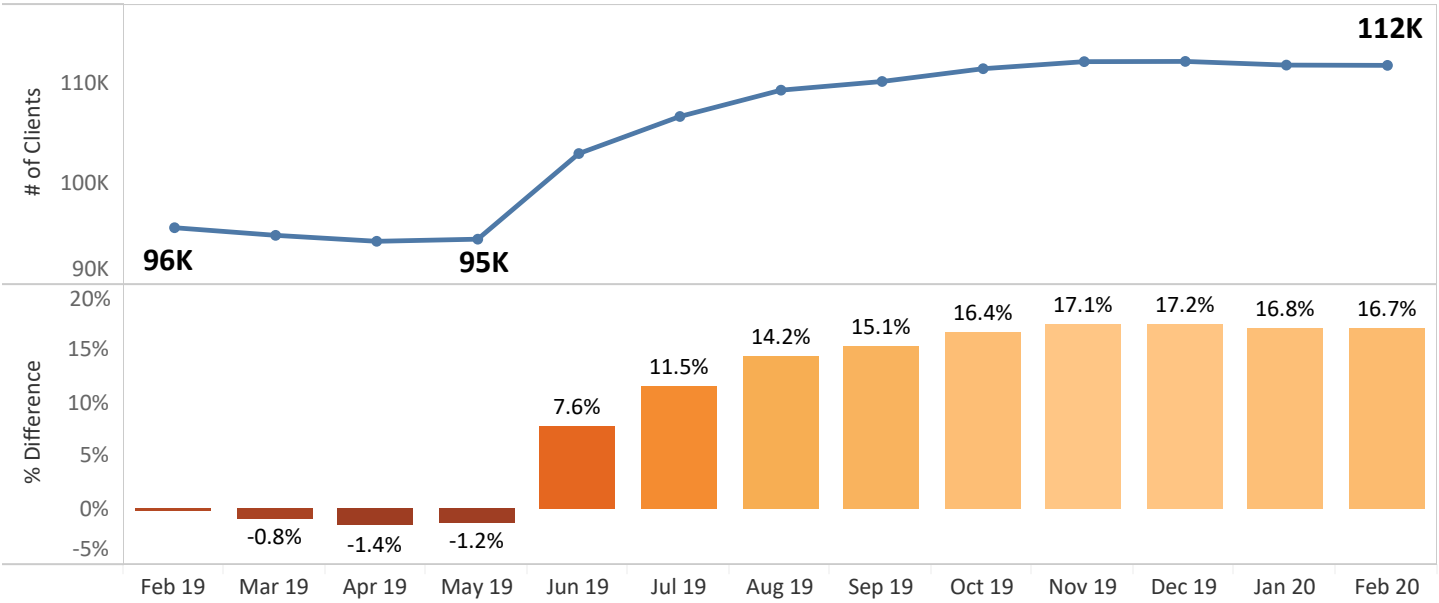


English		74.7%
Non-English	Spanish	11.6%
	Chinese	5.8%
	Other	2.6%
	Vietnamese	2.3%
	Other Asian	2.0%
	Farsi	0.7%
	Cambodian	0.3%

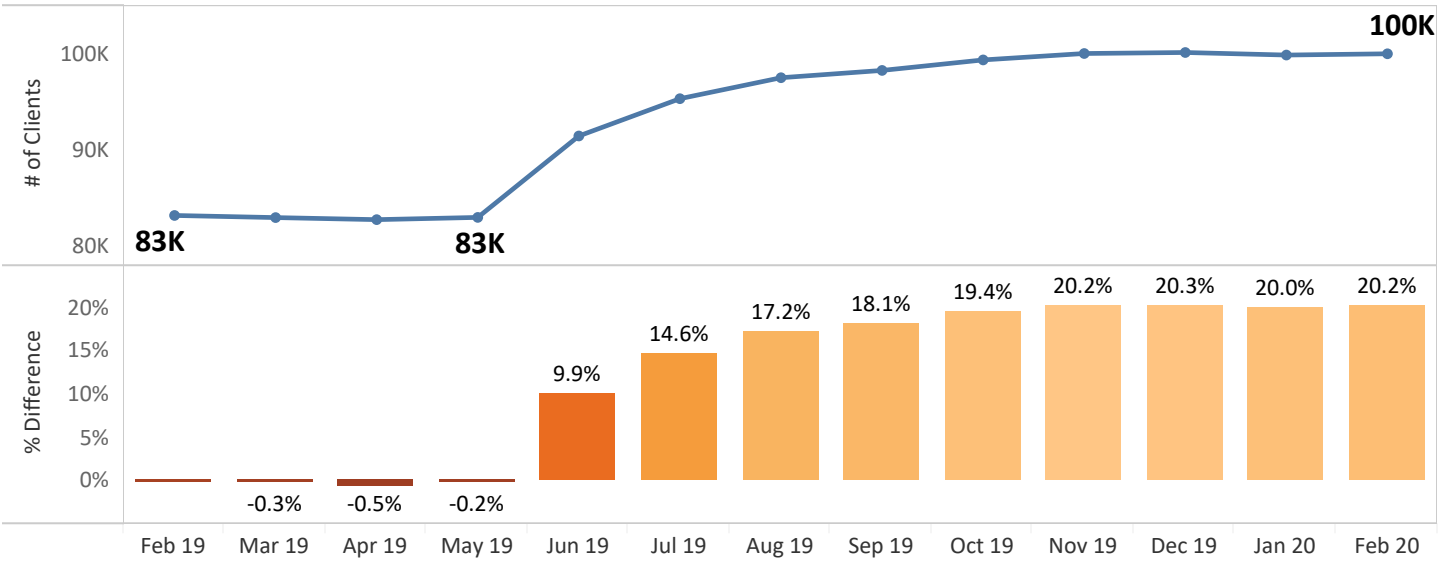


CalFresh (formerly known as Food Stamps) is California's version of the federal Supplemental Nutrition Assistance Program (SNAP). The CalFresh program helps to improve the health and well-being of qualified households and individuals by providing them a means to meet their nutritional needs.

CalFresh Individuals



Non-Assistance (NA) CalFresh Individuals



% change/difference is calculated relative to the first month in the observed year.

Data in this report represent estimates of service delivery units and summary counts. Actual counts may vary from 0% to 5% from similarly published reports.

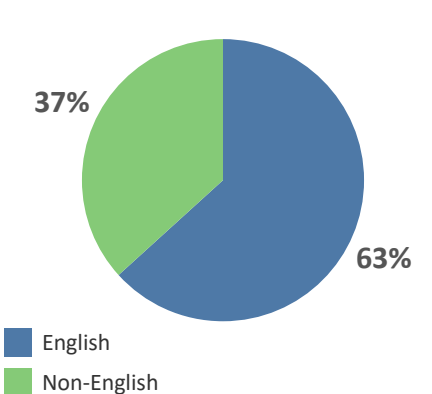
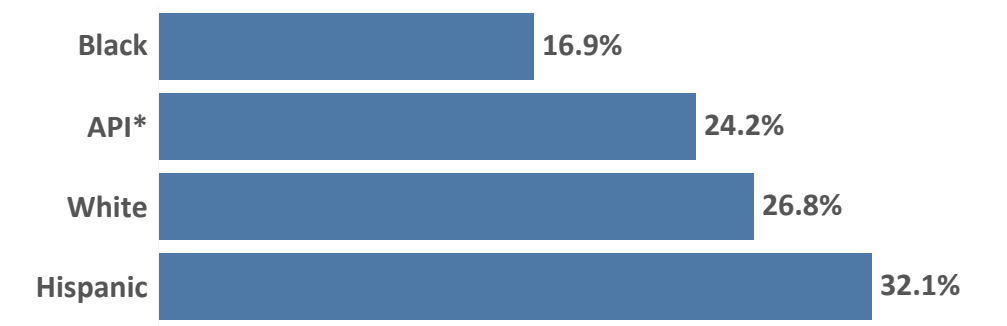
Definitions of terms appear on the last page.
*Asian/Pacific Islander

Medi-Cal Caseload

Medi-Cal Caseload			% Difference
2019	February	201.2K	-2.2%
2020	February	196.7K	

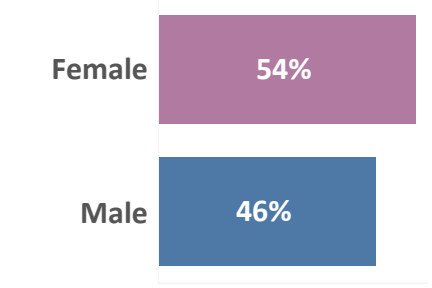
Medi-Cal is a public health insurance program which provides needed health care services for low-income individuals including families with children, seniors, persons with disabilities, foster care, pregnant women, and low income people with specific diseases such as tuberculosis, breast cancer, or HIV/AIDS. Medi-Cal is financed equally by the state and federal government

Ethnicity and Language

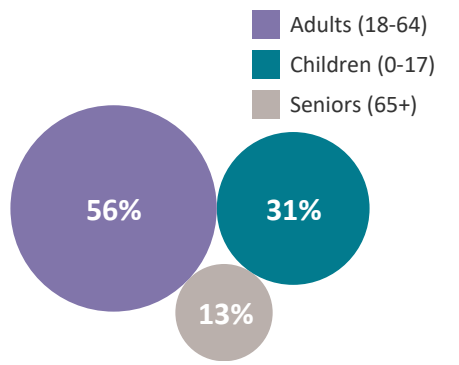


English			63.3%
Non-English	Spanish	21.8%	
	Chinese	6.4%	
	Other Asian	3.0%	
	Other	2.6%	
	Vietnamese	2.4%	
	Farsi	0.5%	
	Cambodian	0.1%	

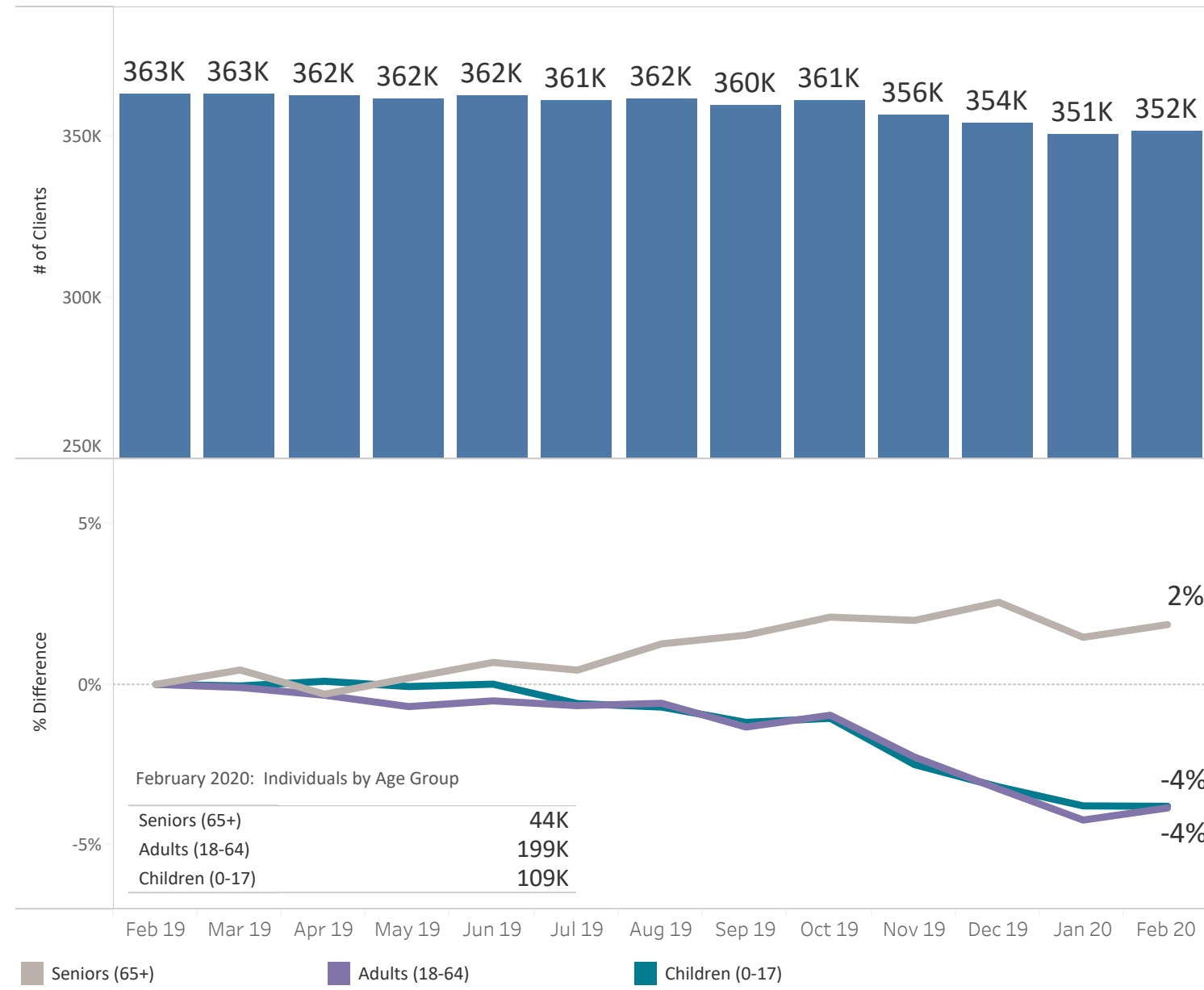
Gender



Age



Medi-Cal Individuals



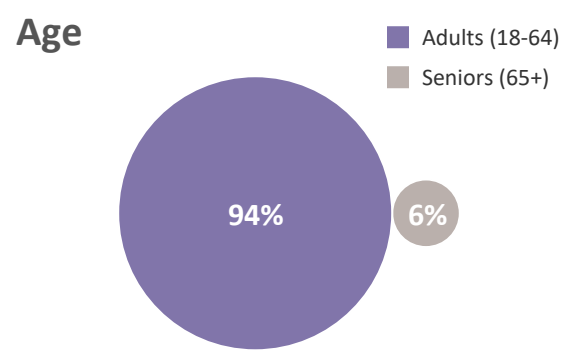
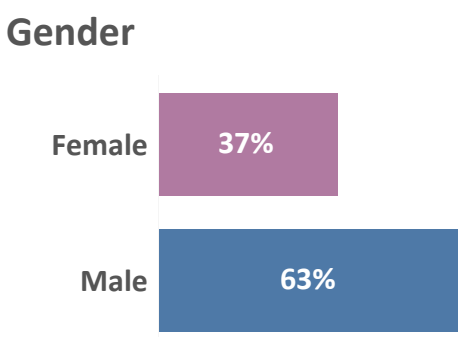
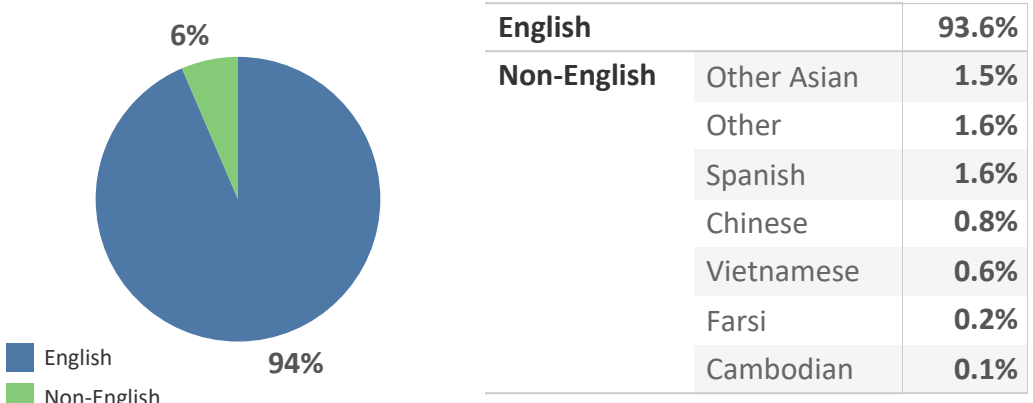
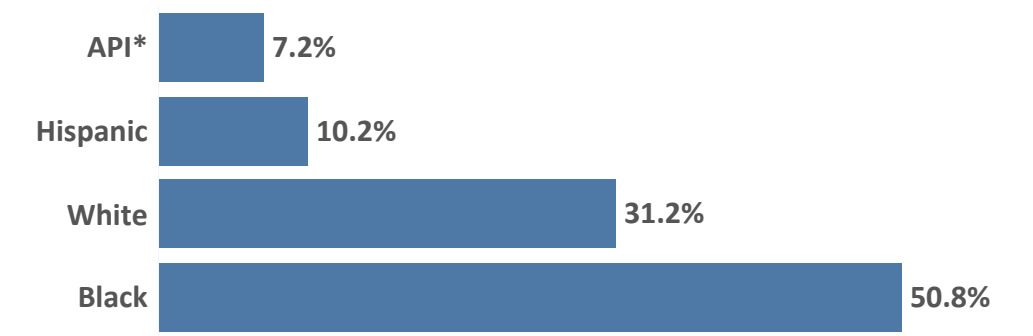
Data in this report represent estimates of service delivery units and summary counts. Actual counts may vary from 0% to 5% from similarly published reports. Reported numbers and percents shown here correspond to Medi-Cal clients enrolled by SSA.

% change/difference is calculated relative to the first month in the observed year.

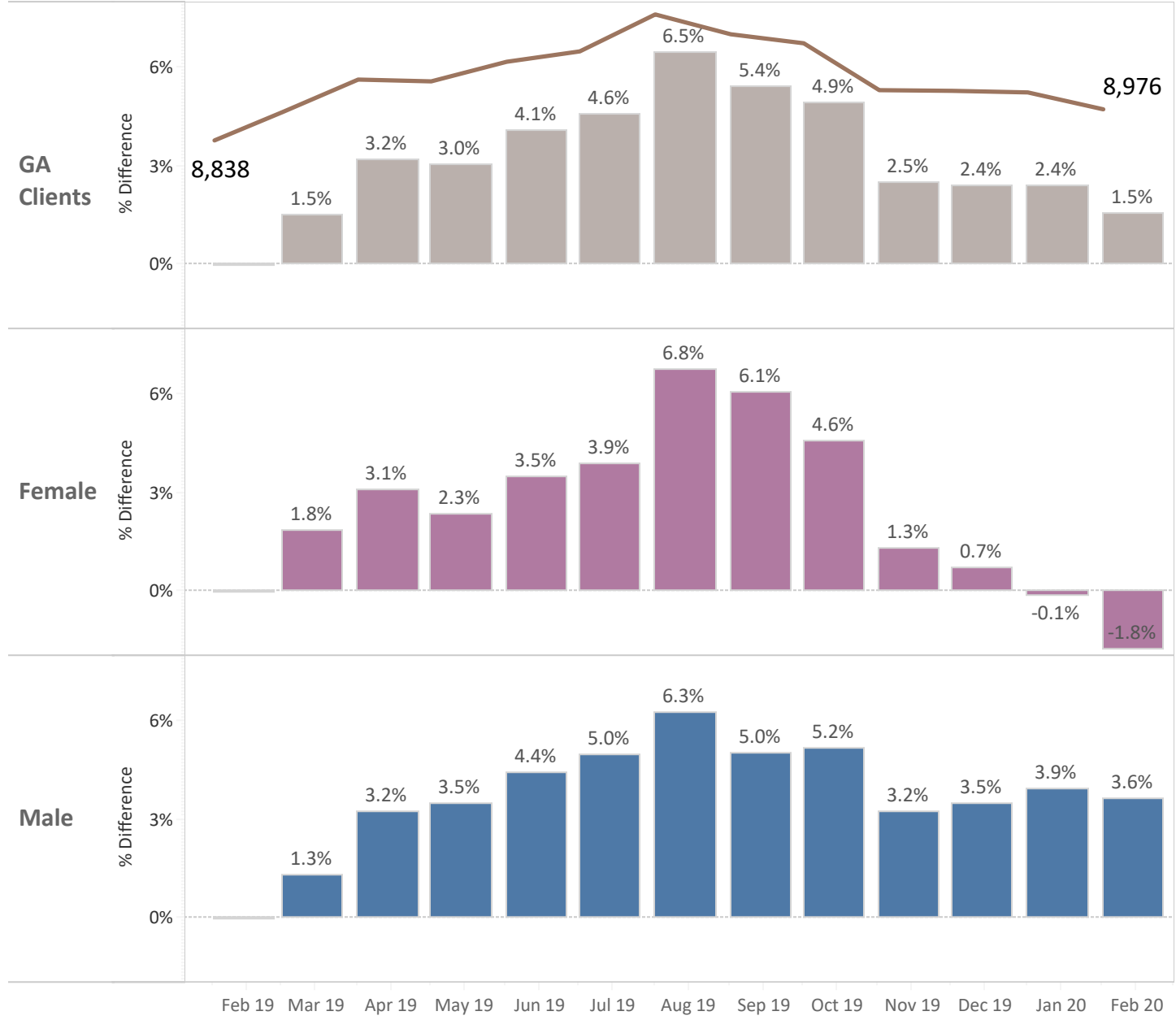
GA Caseload			% Difference
2019	February	8.7K	+1.7%
2020	February	8.9K	

General Assistance (GA) provides cash aid to indigent adults and emancipated minors who are legal residents of Alameda County and who have no other means of support.

Ethnicity and Language



General Assistance Individuals



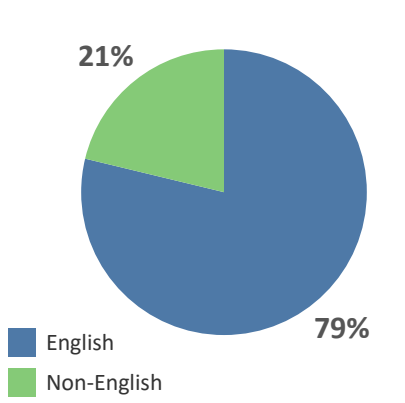
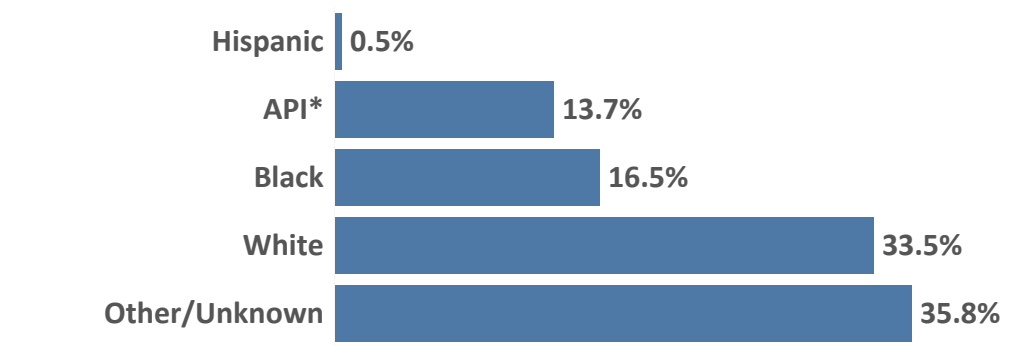
% change/difference is calculated relative to the first month in the observed year.

Data in this report represent estimates of service delivery units and summary counts. Actual counts may vary from 0% to 5% from similarly published reports.

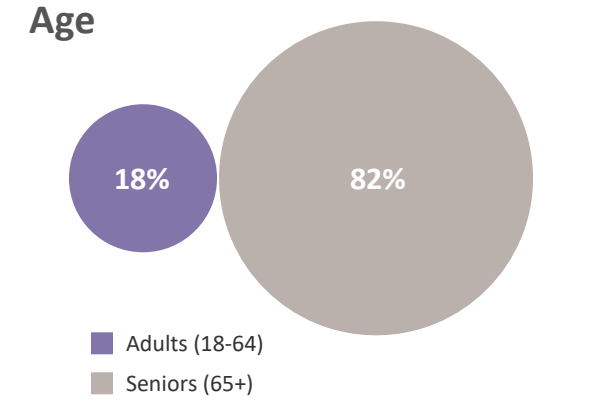
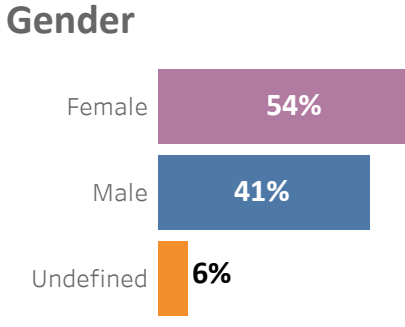
APS Caseload			% Difference
2019	February	1,134	+8.8%
2020	February	1,234	

Alameda County Division of Adult Protection (DAP) consists of Adult Protective Services (APS), Office of the Public Guardian-Conservator (PG/PC), and the Public Administrator's Office (PA). Together these programs provide a continuum of services that form a safety net for vulnerable adults.

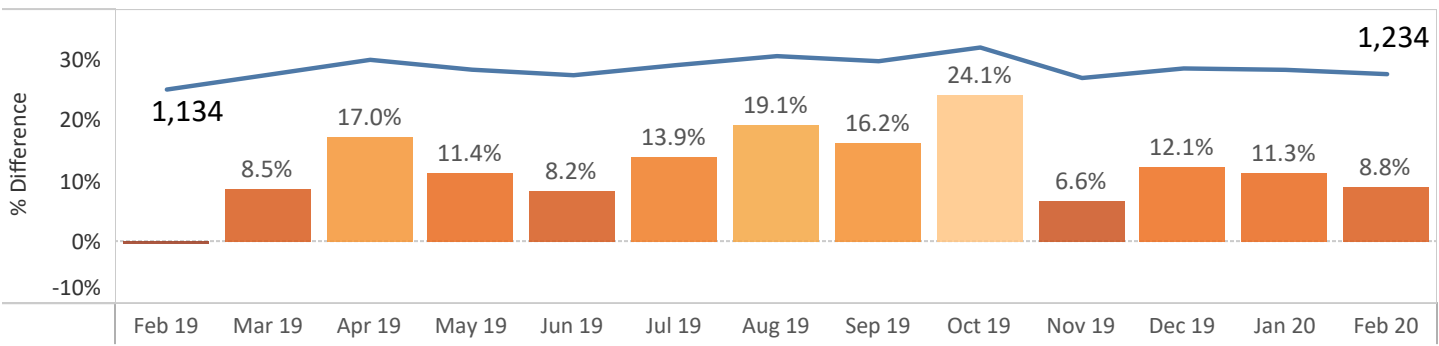
Ethnicity and Language



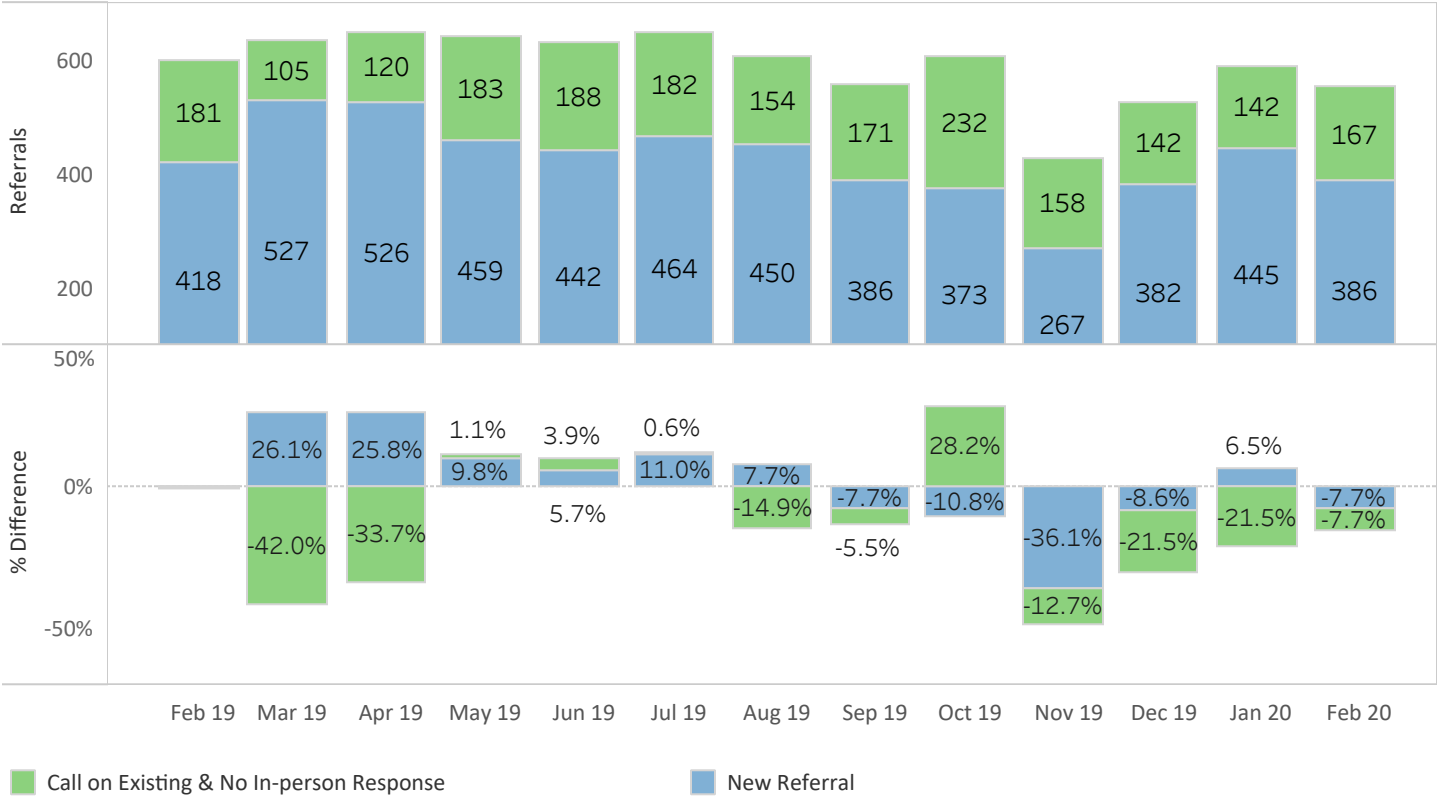
Language		
English		78.8%
Non-English	Other	12.7%
	Chinese	4.7%
	Other Asian	1.9%
	Spanish	0.9%
	Vietnamese	0.9%



APS Caseload



APS Referrals



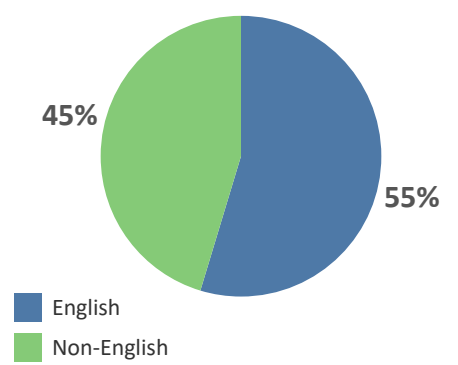
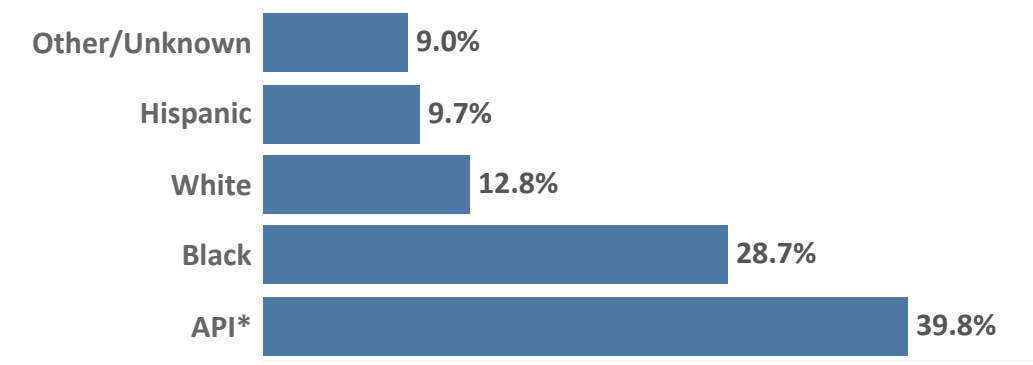
% change/difference is calculated relative to the first month in the observed year.

Data in this report represent estimates of service delivery units and summary counts. Actual counts may vary from 0% to 5% from similarly published reports.

IHSS Caseload			% Difference
2019	February	24.5K	
2020	February	24.8K	+1.2%

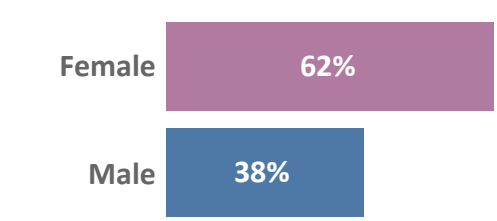
IHSS provides in-home care for the elderly and persons with disabilities to support them in their own homes and communities, rather than placing them in more restrictive and expensive institutional care settings.

Ethnicity and Language

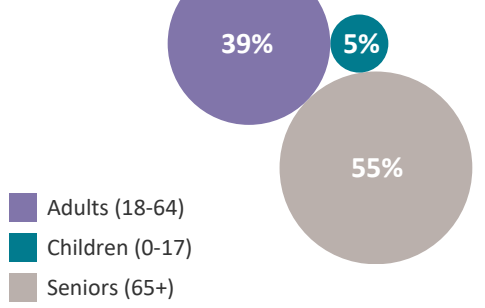


English		54.7%
Non-English		
Chinese	19.9%	
Other	6.3%	
Spanish	6.3%	
Other Asian	3.9%	
Farsi	3.9%	
Vietnamese	3.9%	
Cambodian	1.0%	

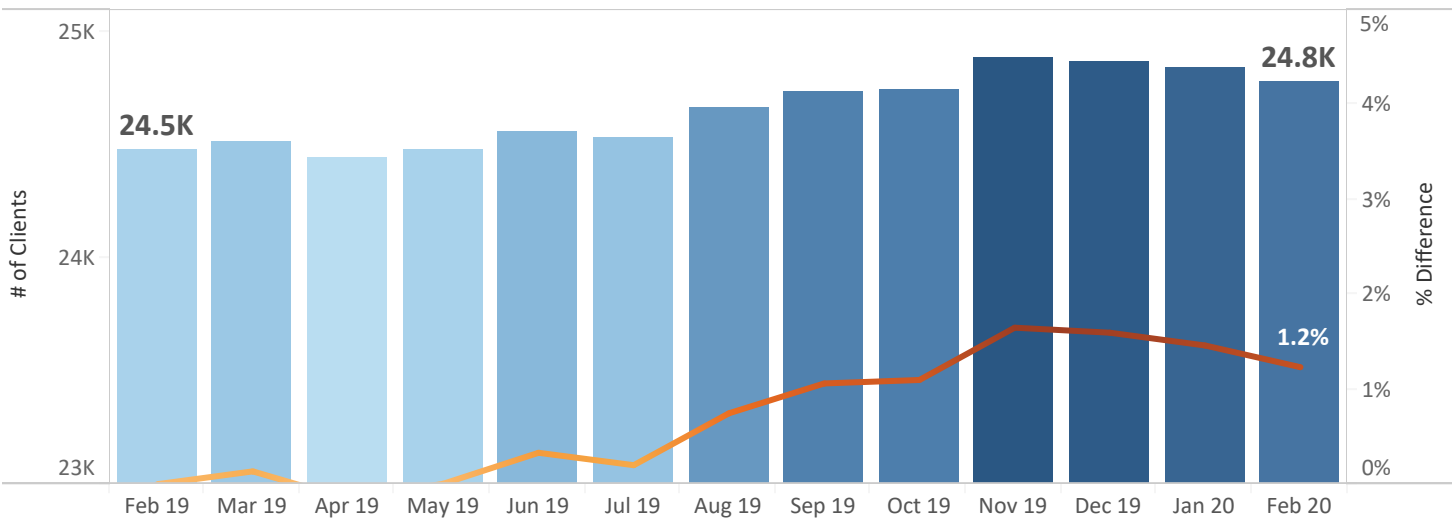
Gender



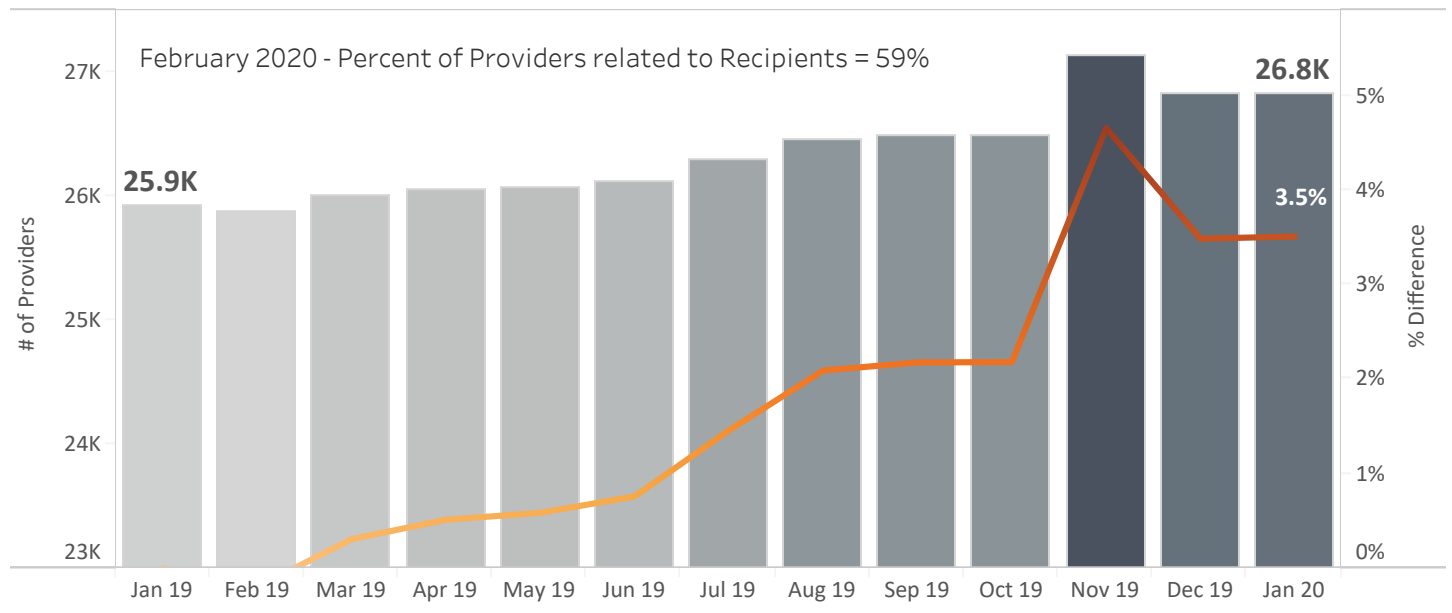
Age



IHSS Recipients



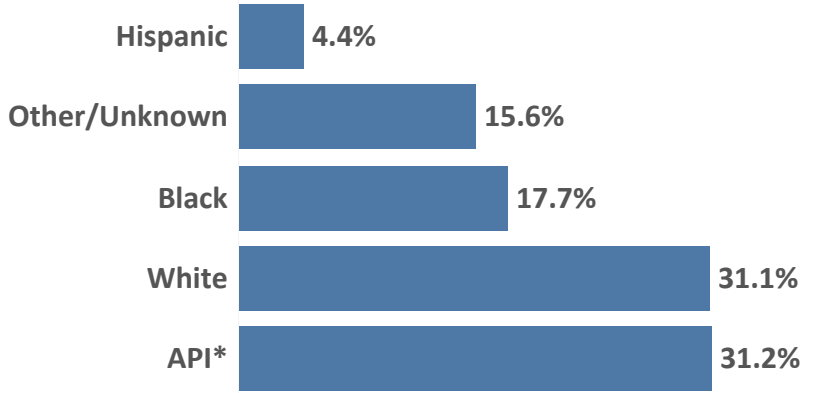
IHSS Providers



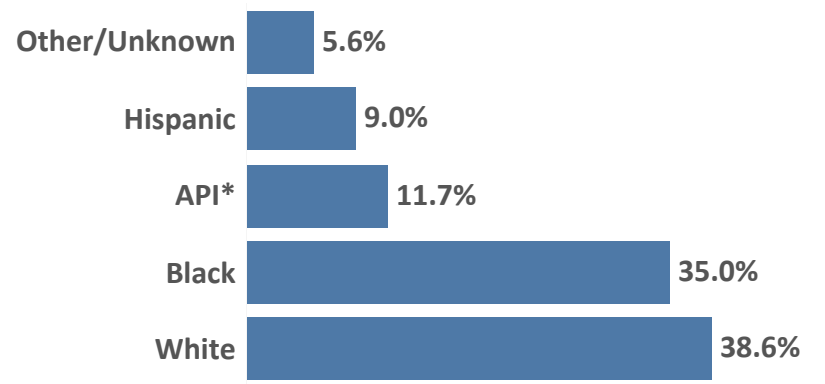
% change/difference is calculated relative to the first month in the observed year.

Data in this report represent estimates of service delivery units and summary counts. Actual counts may vary from 0% to 5% from similarly published reports.

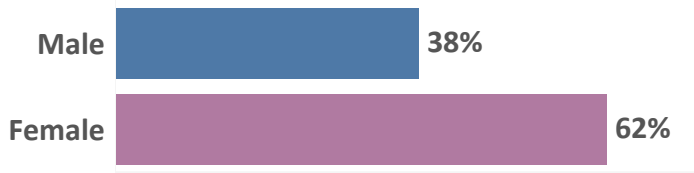
Ethnicity - Congregate Meals



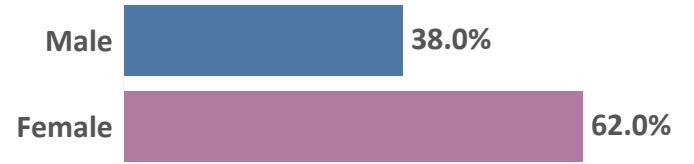
Ethnicity - Home Delivered Meals



Gender - Congregate Meals



Gender - Home Delivered Meals



The Alameda County Area Agency on Aging (AAA) prevents isolation, premature institutionalization, abuse, and negative health outcomes for seniors. In partnership with County-based adult services programs and a wide network of community-based organizations, the AAA provides a continuum of care that is both responsive to seniors' needs and flexible in design.


Access to Nutritious Food

Congregate and home delivered meals are provided to Alameda County seniors who cannot prepare or obtain nutritionally adequate meals for themselves. These meals assist clients in maintaining a nutritious diet.

Total Individuals Served: 3,734



Total Meals Served: 54,727



Data in this report represent estimates of service delivery units and summary counts. Actual counts may vary from 0% to 5% from similarly published reports.

Definitions of terms appear on the last page
 *Asian/Pacific Islander

Demographics by Program - Individuals

March 2020

		Medi-Cal		CalFresh		CalWORKs		General Assistance		IHSS		APS (New Cases)		Child Welfare (Placement)		Child Welfare (All Cases)	
Total Persons		351,615	100.0%	111,682	100.0%	18,710	100.0%	8,976	100.0%	24,783	100.0%	212	100.0%	1,164	100.0%	1,610	100.0%
Seniors (65+)	Female	26,404	7.5%	10,879	9.7%	1	0.0%	330	3.7%	9,480	38.3%	97	45.8%	0	0.0%	0	0.0%
	Male	17,733	5.0%	7,151	6.4%	5	0.0%	185	2.1%	4,270	17.2%	62	29.2%	0	0.0%	0	0.0%
	Undefined	2	0.0%	0	0.0%	0	0.0%	0	0.0%	0	0.0%	14	6.6%	0	0.0%	0	0.0%
Adults (18-64)	Female	109,974	31.3%	33,055	29.6%	2,537	13.6%	3,005	33.5%	5,573	22.5%	15	7.1%	186	16.0%	205	12.7%
	Male	88,601	25.2%	23,080	20.7%	658	3.5%	5,456	60.8%	4,212	17.0%	23	10.8%	112	9.6%	131	8.1%
	Undefined	4	0.0%	3	0.0%	0	0.0%	0	0.0%	0	0.0%	1	0.5%	0	0.0%	0	0.0%
Children (0-17)	Female	53,607	15.2%	18,567	16.6%	7,777	41.6%	0	0.0%	404	1.6%	0	0.0%	397	34.1%	617	38.3%
	Male	55,287	15.7%	18,946	17.0%	7,732	41.3%	0	0.0%	844	3.4%	0	0.0%	469	40.3%	655	40.7%
	Undefined	3	0.0%	1	0.0%	0	0.0%	0	0.0%	0	0.0%	0	0.0%	0	0.0%	2	0.1%
Ethnicity		351,615	100.0%	111,682	100.0%	18,710	100.0%	8,976	100.0%	24,783	100.0%	212	100.0%	1,164	100.0%	1,610	100.0%
API*		84,748	24.1%	18,241	16.3%	1,017	5.4%	649	7.2%	9,858	39.8%	30	14.2%	70	6.0%	103	6.4%
Black		59,232	16.8%	33,383	29.9%	8,313	44.4%	4,561	50.8%	7,111	28.7%	35	16.5%	605	52.0%	783	48.6%
Hispanic		112,680	32.0%	24,312	21.8%	5,254	28.1%	916	10.2%	2,416	9.7%	1	0.5%	5	0.4%	4	0.2%
Native American		849	0.2%	339	0.3%	41	0.2%	47	0.5%	63	0.3%	0	0.0%	9	0.8%	16	1.0%
White		93,939	26.7%	35,398	31.7%	4,085	21.8%	2,801	31.2%	3,170	12.8%	71	33.5%	344	29.6%	502	31.2%
Other		167	0.0%	9	0.0%	0	0.0%	2	0.0%	2,165	8.7%	75	35.4%	131	11.3%	202	12.5%
Language		351,615	100.0%	111,682	100.0%	18,710	100.0%	8,976	100.0%	24,783	100.0%	212	100.0%	1,164	100.0%	1,610	100.0%
English		222,481	63.3%	83,433	74.7%	15,478	82.7%	8,398	93.6%	13,552	54.7%	167	78.8%	1,048	90.0%	1,435	89.1%
Cambodian		522	0.1%	293	0.3%	13	0.1%	8	0.1%	245	1.0%	0	0.0%	0	0.0%	0	0.0%
Chinese		29,193	8.3%	7,919	7.1%	62	0.3%	171	1.9%	4,935	19.9%	10	4.7%	1	0.1%	4	0.2%
Farsi		1,627	0.5%	798	0.7%	117	0.6%	18	0.2%	967	3.9%	0	0.0%	2	0.2%	2	0.1%
Other		9,116	2.6%	2,901	2.6%	524	2.8%	142	1.6%	1,568	6.3%	27	12.7%	13	1.1%	17	1.1%
Other Asian		3,574	1.0%	872	0.8%	19	0.1%	36	0.4%	971	3.9%	4	1.9%	2	0.2%	3	0.2%
Spanish		76,707	21.8%	12,935	11.6%	2,438	13.0%	146	1.6%	1,568	6.3%	2	0.9%	97	8.3%	148	9.2%
Vietnamese		8,395	2.4%	2,531	2.3%	59	0.3%	57	0.6%	977	3.9%	2	0.9%	1	0.1%	1	0.1%

Data in this report represent estimates of service delivery units and summary counts. Actual counts may vary from 0% to 5% from similarly published reports.

Definitions of terms appear on the last page
*Asian/Pacific Islander

Individuals by Program and City of Residence

March 2020

		Medi-Cal		CalFresh		CalWORKs		General Assistance		IHSS		Child Welfare	
Total Persons		351,615	100.0%	111,682	100.0%	18,710	100.0%	8,976	100.0%	24,783	100.0%	1,610	100.0%
North County	Alameda	12,497	3.6%	3,515	3.1%	460	2.5%	157	1.7%	922	3.7%	34	2.1%
	Albany	2,523	0.7%	561	0.5%	101	0.5%	12	0.1%	66	0.3%	5	0.3%
	Berkeley	13,001	3.7%	6,178	5.5%	530	2.8%	446	5.0%	1,256	5.1%	30	1.9%
	Emeryville	2,174	0.6%	742	0.7%	81	0.4%	62	0.7%	201	0.8%	5	0.3%
	Oakland	138,526	39.4%	55,479	49.7%	10,197	54.5%	5,597	62.4%	10,944	44.2%	419	26.0%
	Piedmont	403	0.1%	53	0.0%	2	0.0%	4	0.0%	37	0.1%	3	0.2%
Tri-City	Fremont	29,693	8.4%	6,785	6.1%	900	4.8%	446	5.0%	2,467	10.0%	55	3.4%
	Newark	8,157	2.3%	1,936	1.7%	310	1.7%	80	0.9%	599	2.4%	17	1.1%
	Union City	14,496	4.1%	3,390	3.0%	563	3.0%	135	1.5%	1,217	4.9%	31	1.9%
Central County	Castro Valley	8,397	2.4%	1,885	1.7%	243	1.3%	119	1.3%	502	2.0%	30	1.9%
	Hayward	54,345	15.5%	14,607	13.1%	2,652	14.2%	1,136	12.7%	2,936	11.8%	157	9.8%
	San Leandro	30,257	8.6%	8,464	7.6%	1,319	7.0%	354	3.9%	1,854	7.5%	99	6.1%
	San Lorenzo	6,913	2.0%	1,713	1.5%	224	1.2%	76	0.8%	421	1.7%	35	2.2%
Tri-Valley	Dublin	5,601	1.6%	1,320	1.2%	194	1.0%	40	0.4%	451	1.8%	13	0.8%
	Livermore	10,591	3.0%	2,480	2.2%	428	2.3%	169	1.9%	459	1.9%	37	2.3%
	Pleasanton	5,611	1.6%	1,116	1.0%	152	0.8%	40	0.4%	378	1.5%	14	0.9%
Other	Other	8,430	2.4%	1,458	1.3%	354	1.9%	103	1.1%	73	0.3%	626	38.9%

Data in this report represent estimates of service delivery units and summary counts. Actual counts may vary from 0% to 5% from similarly published reports.

These are individuals receiving aid from one or more county programs, listed by city of residence. This total does not include Adult & Aging nor add up to the total of all seven programs because individuals may be enrolled in several programs.

CalWORKs

Two Parent Families: Families with children living in the home with two non-disabled, natural or adoptive parents.

Non-Needy Caretaker Relative: Families with children living in the home whose natural or adoptive parents are ineligible or excluded from receiving assistance.

Temporary Assistance for Needy Families (TANF) Timed-Out: Families with children living in the home whose parents are ineligible to receive assistance because an adult head-of-household or spouse of a head-of-household has received federal TANF assistance for a total of 48 cumulative months.

Child-Only: Families with children living in the home whose parents are ineligible to receive assistance.

Total Clients in Welfare to Work: All active CalWORKs adults who have been registered into the Welfare to Work (WTW) program. WTW is the mandatory employment and training program for CalWORKs adults. Clients must register for WTW unless exempted for a condition that prevents them from working. Not all registered WTW clients are actively engaged in the program, as they may be scheduled for activities that have not yet begun, between activities, or non-compliant prior to sanction.

Subsidized Work and Community Experience: Includes public or private sector employment under the close supervision of the activity provider that helps provide basic job skills and can help lead to eventual unsubsidized employment.

Paying Jobs: Includes unsubsidized and subsidized, public and private sector jobs and self-employment.

CalFresh

Non-Assistance CalFresh Individuals: Client receives CalFresh assistance but does not receive a monthly cash grant under the California Work Opportunity and Responsibility to Kids (CalWORKs) program or other state-funded program.

All CalFresh Individuals: All clients receiving CalFresh.

Non-Assistance CalFresh Caseloads: Non-Assistance CalFresh recipients are those who get CalFresh each month, but do not receive a monthly cash grant under the California Work Opportunity and Responsibility to Kids (CalWORKs) program.

All CalFresh Caseloads: All cases receiving CalFresh.

Child Welfare

THP+FC: Transitional Housing Program plus Foster Care, which provides supportive housing for older teens and non-minor dependents.

Non-Minor Dependents: Youth ages 18-20 in Extended Foster Care under AB12.

SILP: Supervised Independent Living Placement.

Guardian Home: Placement with court-appointed legal guardian.

Relative/NREFM: Relative/Non-Relative Extended Family Member.

Group Home: 24-Hour staffed residential and/or treatment facility for foster youth.

Foster Family Home: County licensed foster care home.

Foster Family Agency Home: Foster home certified by a Foster Family Agency.

STRTP: Short Term Residential Treatment Program.