

Social Services Agency

August 2020 MONTHLY REPORT



Our Mission

To promote the economic and social well-being of individuals, families, neighborhoods and communities.

Our agency serves one in four Alameda County residents, totaling approximately 411,000 people. We work collectively and in partnership with over 150 organizations to serve the needs of the community.



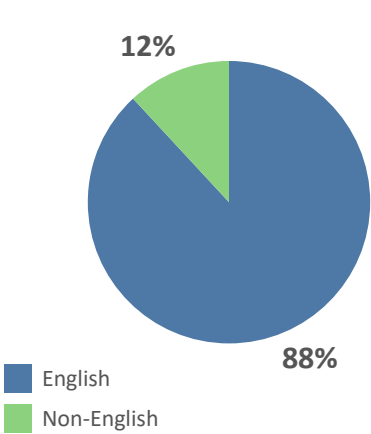
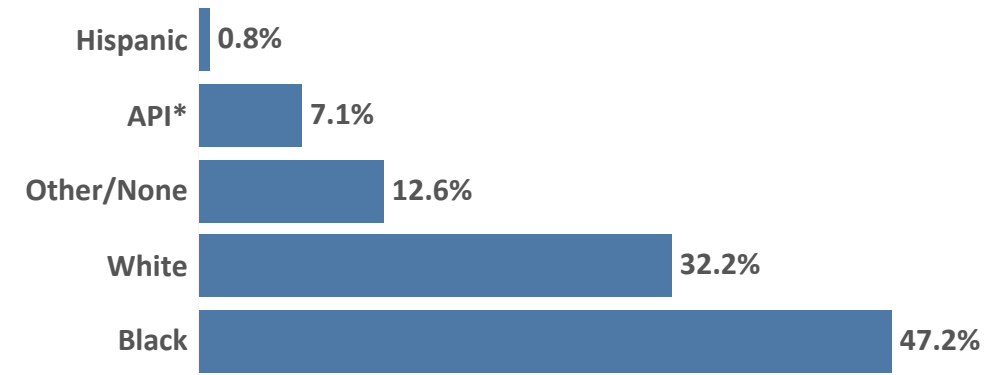
Responsibility - Respect - Integrity - Customer Service - Initiative

Data in this report represent estimates of service delivery units and summary counts. All the service delivery units speak to efforts made in July 2020 unless otherwise specified. Actual counts may vary from 0% to 5% from similarly published reports.

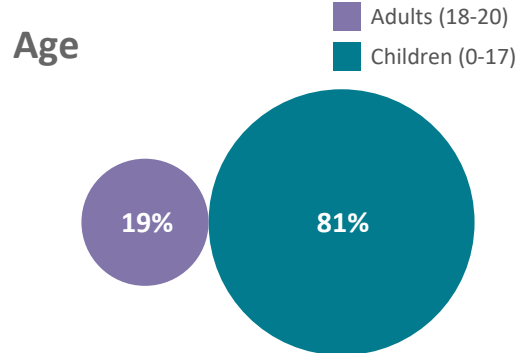
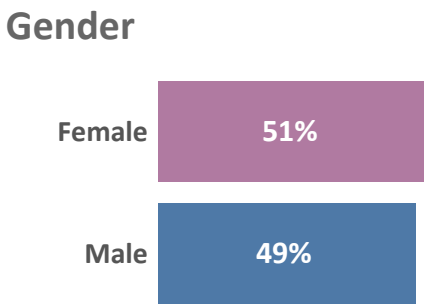
Child Welfare Caseload			% Difference
2019	July	1,697	0.6%
2020	July	1,707	

Child Welfare (CW) provides services to improve the lives of children and families in Alameda County by serving children and youth who have experienced, or are at risk of experiencing, abuse or neglect.

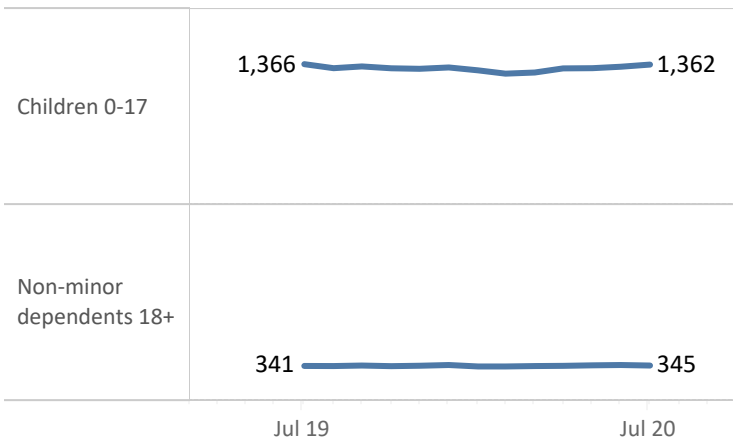
Ethnicity and Language



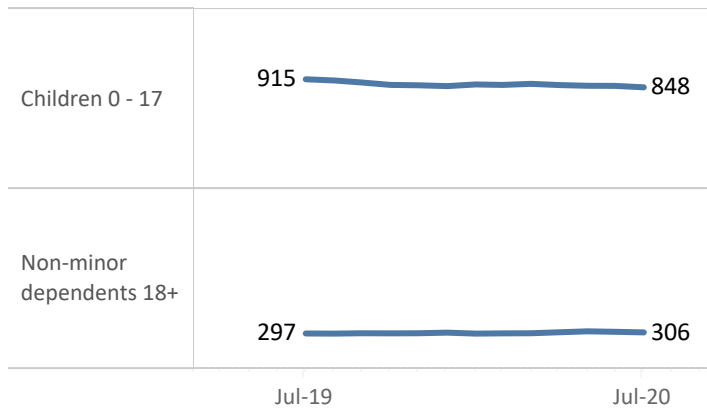
English		88.1%
Non-English	Spanish	10.1%
	Other	1.4%
	Chinese	0.2%
	Farsi	0.1%
	Other Asian	0.1%
	Vietnamese	0.1%



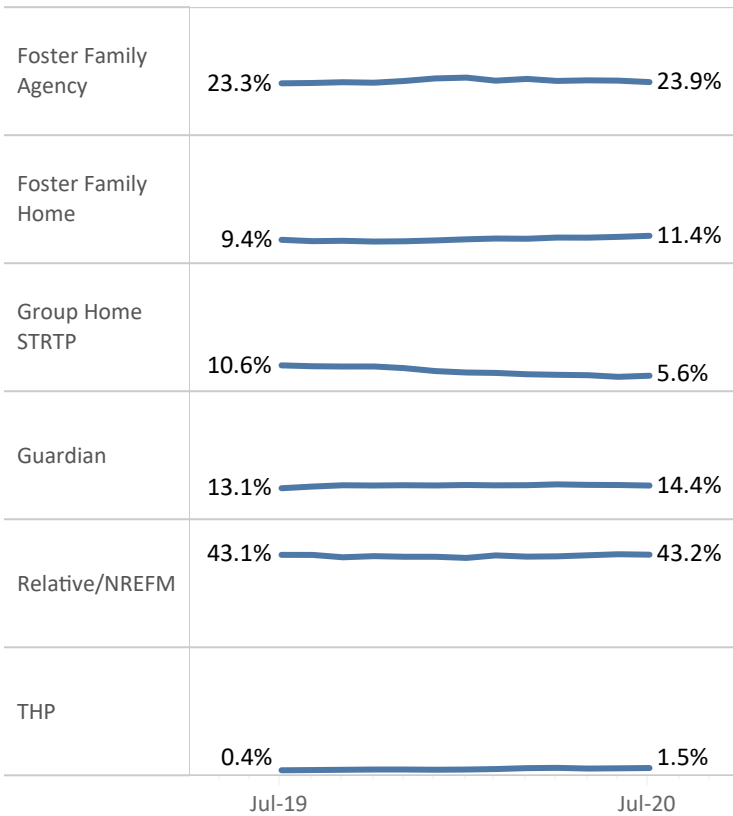
Child Welfare Children and Non-Minor Dependent Youth in Cases



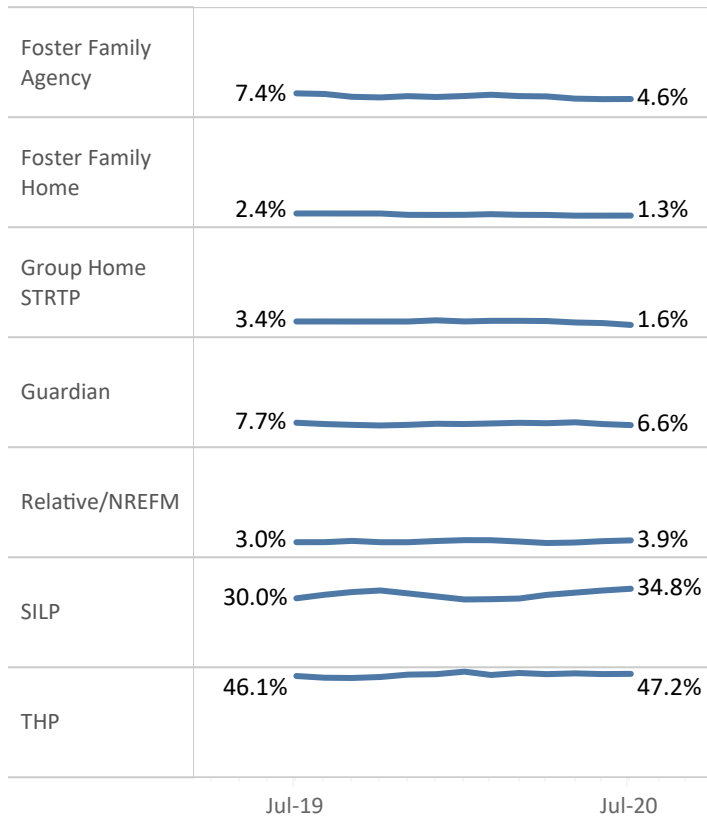
Child Welfare Children and Non-Minor Dependents in Out-Of-Home Placements



Child Welfare Children 0 - 17 in Placement by Placement Type



AB 12: Child Welfare Non-Minor Dependent Youth 18+ in Placement by Placement Type



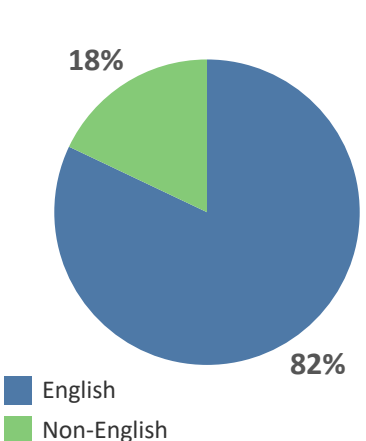
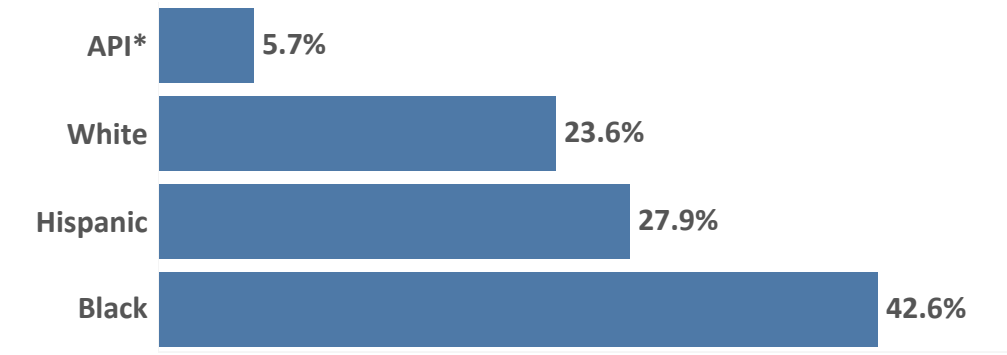
Data in this report represent estimates of service delivery units and summary counts. Actual counts may vary from 0% to 5% from similarly published reports.

Definitions of terms appear on the last page
*Asian/Pacific Islander

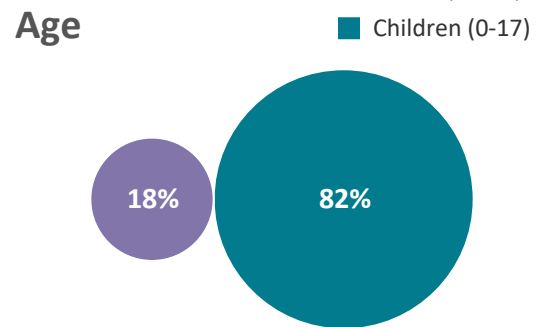
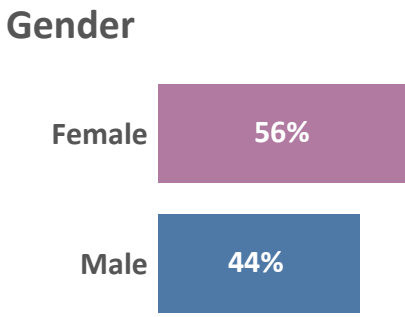
CalWORKs Caseload			% Difference
2019	July	9,101	-1.6%
2020	July	8,959	

The California Work Opportunity and Responsibility to Kids (CalWORKs) Program provides time-limited cash aid, employment assistance and employment support services to eligible adults with children. Welfare to Work (WTW) is the mandatory employment and training program for CalWORKs adults. Clients must register for WTW unless exempted for a condition that prevents them from working.

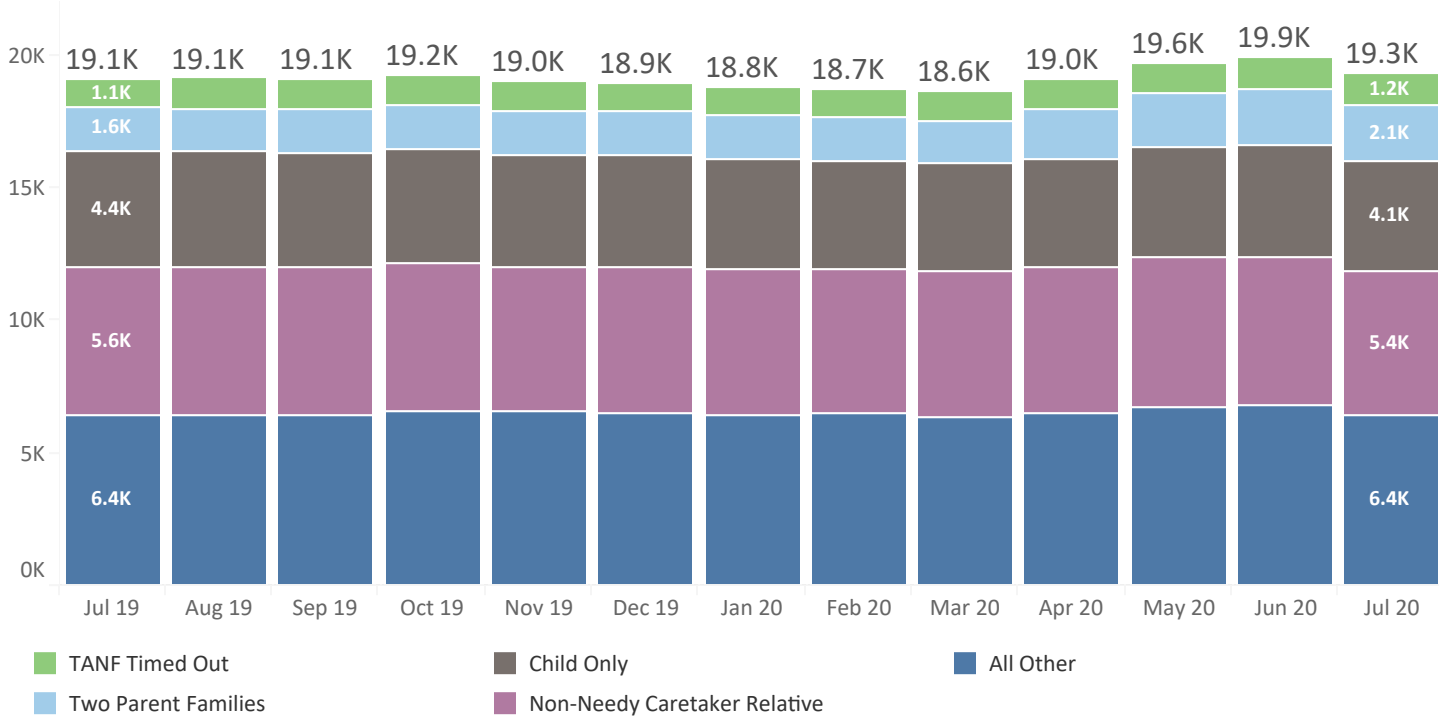
Ethnicity and Language



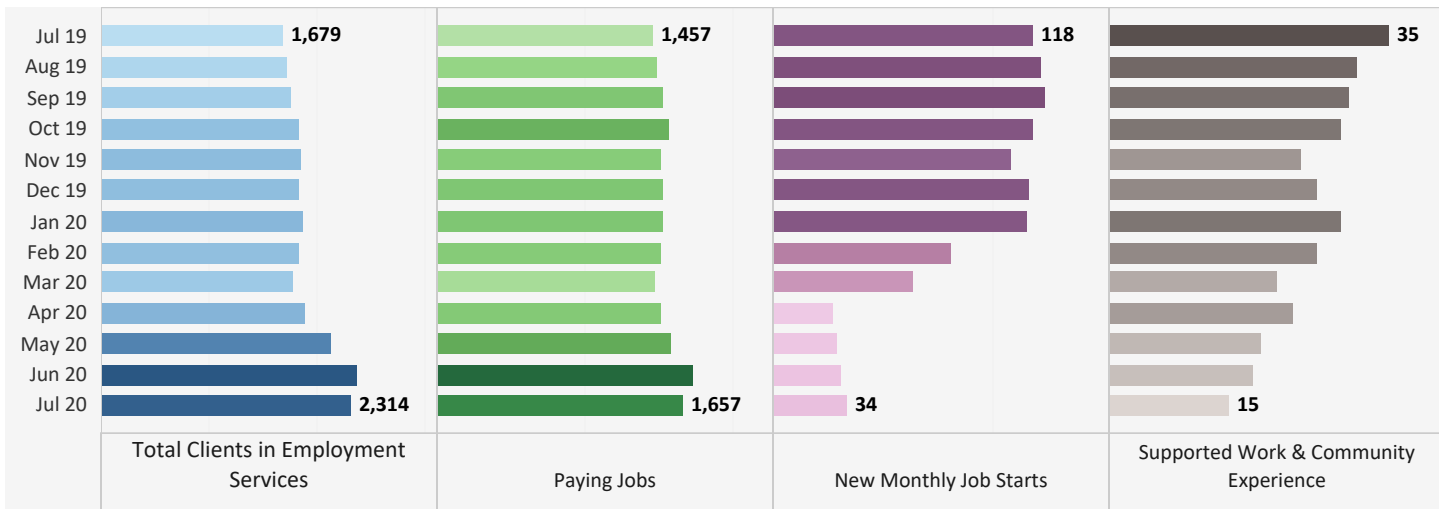
English			82.0%
Non-English	Spanish	13.2%	
	Other	3.1%	
	Farsi	0.8%	
	Vietnamese	0.3%	
	Other Asian	0.2%	
	Chinese	0.3%	
	Cambodian	0.1%	



CalWORKs Individuals by Case Type



Welfare to Work Individuals



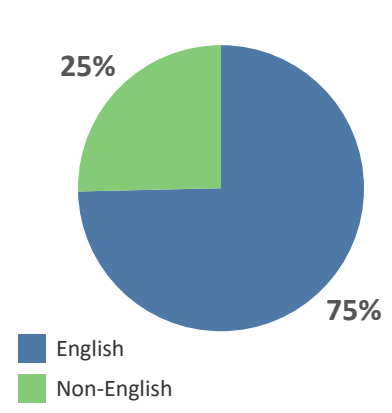
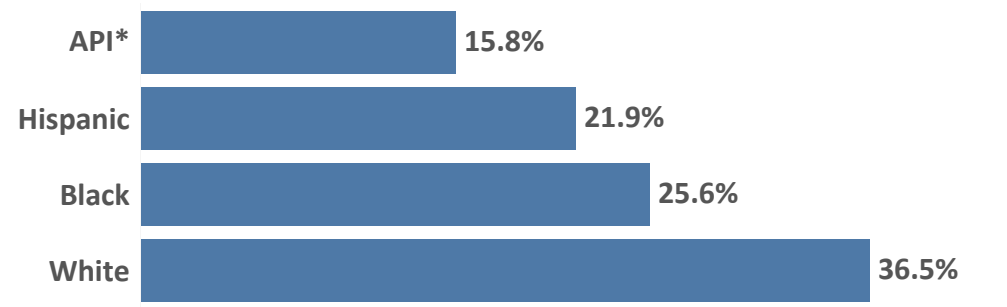
Data in this report represent estimates of service delivery units and summary counts. Actual counts may vary from 0% to 5% from similarly published reports.

Definitions of terms appear on the last page
*Asian/Pacific Islander

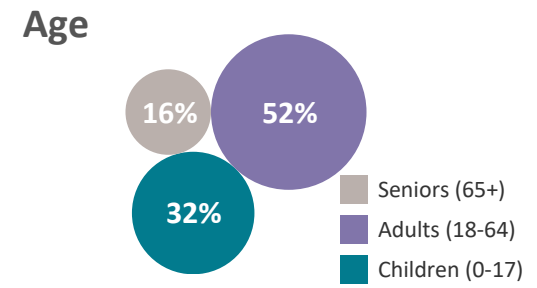
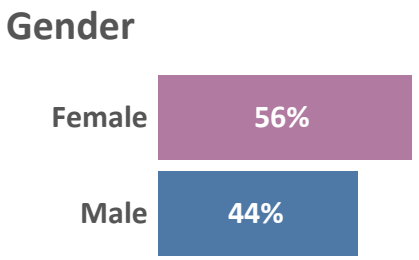
CalFresh Caseload		% Difference
2019	July	61.6K
2020	July	83.9K
		+36.1%

NA CalFresh Caseload		% Difference
2019	July	57.0K
2020	July	79.5K
		+39.6%

Ethnicity and Language

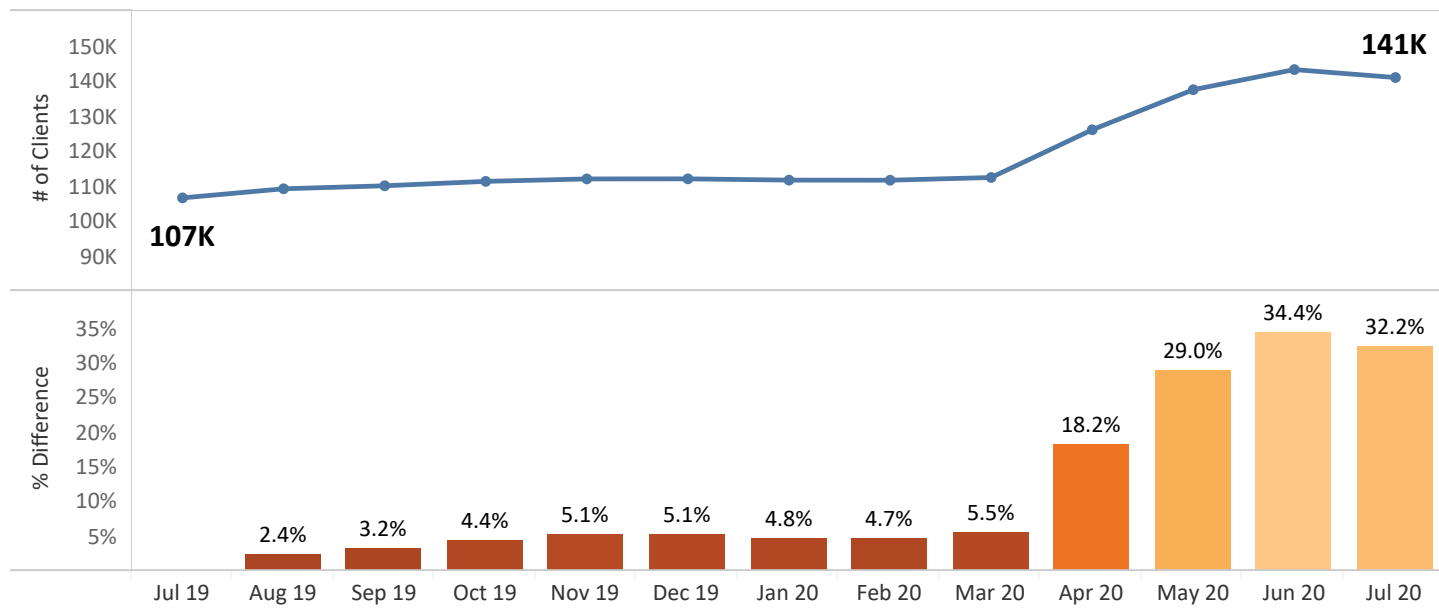


English		74.6%
Non-English		
Spanish	12.2%	
Chinese	5.7%	
Other	2.4%	
Vietnamese	2.1%	
Other Asian	2.0%	
Farsi	0.7%	
Cambodian	0.3%	

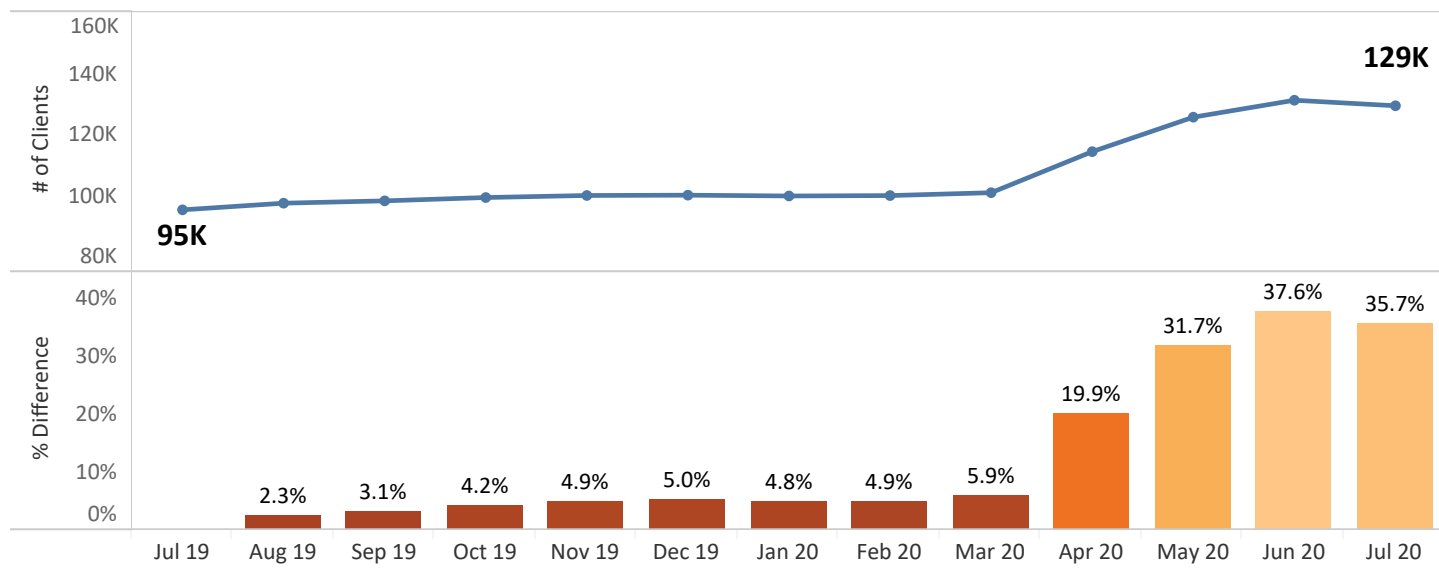


CalFresh (formerly known as Food Stamps) is California's version of the federal Supplemental Nutrition Assistance Program (SNAP). The CalFresh program helps to improve the health and well-being of qualified households and individuals by providing them a means to meet their nutritional needs.

CalFresh Individuals



Non-Assistance (NA) CalFresh Individuals



% change/difference is calculated relative to the first month in the observed year.

Data in this report represent estimates of service delivery units and summary counts. Actual counts may vary from 0% to 5% from similarly published reports.

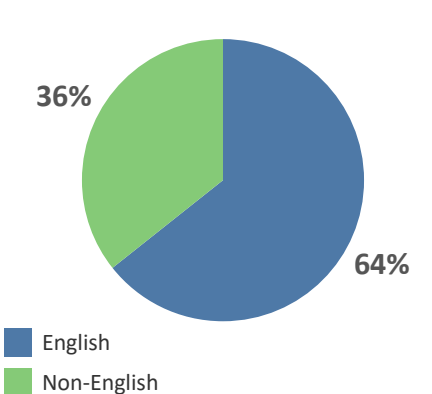
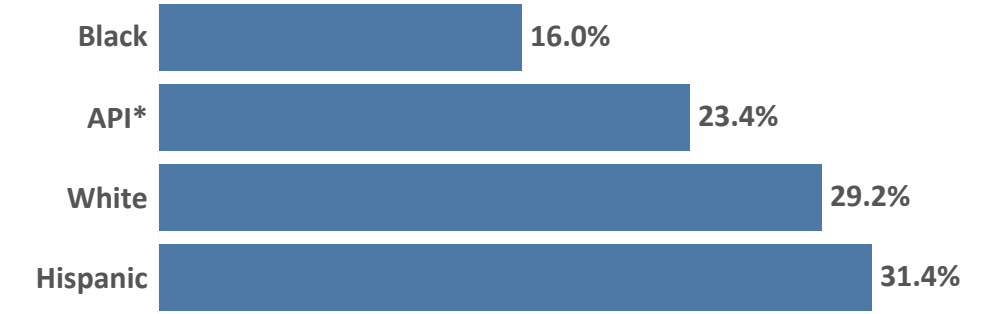
Definitions of terms appear on the last page.
*Asian/Pacific Islander

Medi-Cal Caseload

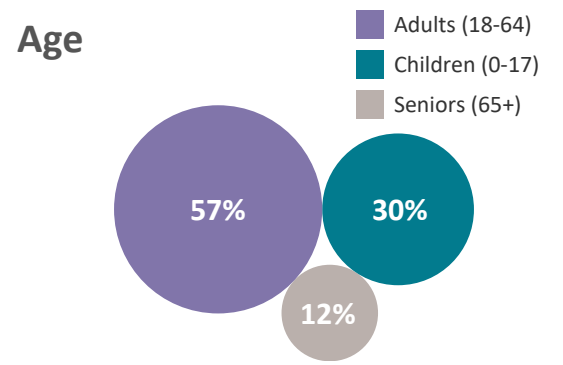
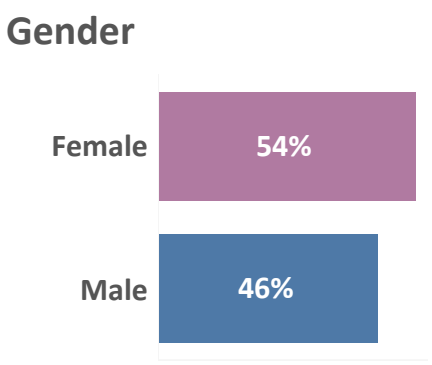
Medi-Cal Caseload		% Difference
2019	July	201.6K
2020	July	211.0K
		4.7%

Medi-Cal is a public health insurance program which provides needed health care services for low-income individuals including families with children, seniors, persons with disabilities, foster care, pregnant women, and low income people with specific diseases such as tuberculosis, breast cancer, or HIV/AIDS. Medi-Cal is financed equally by the state and federal government

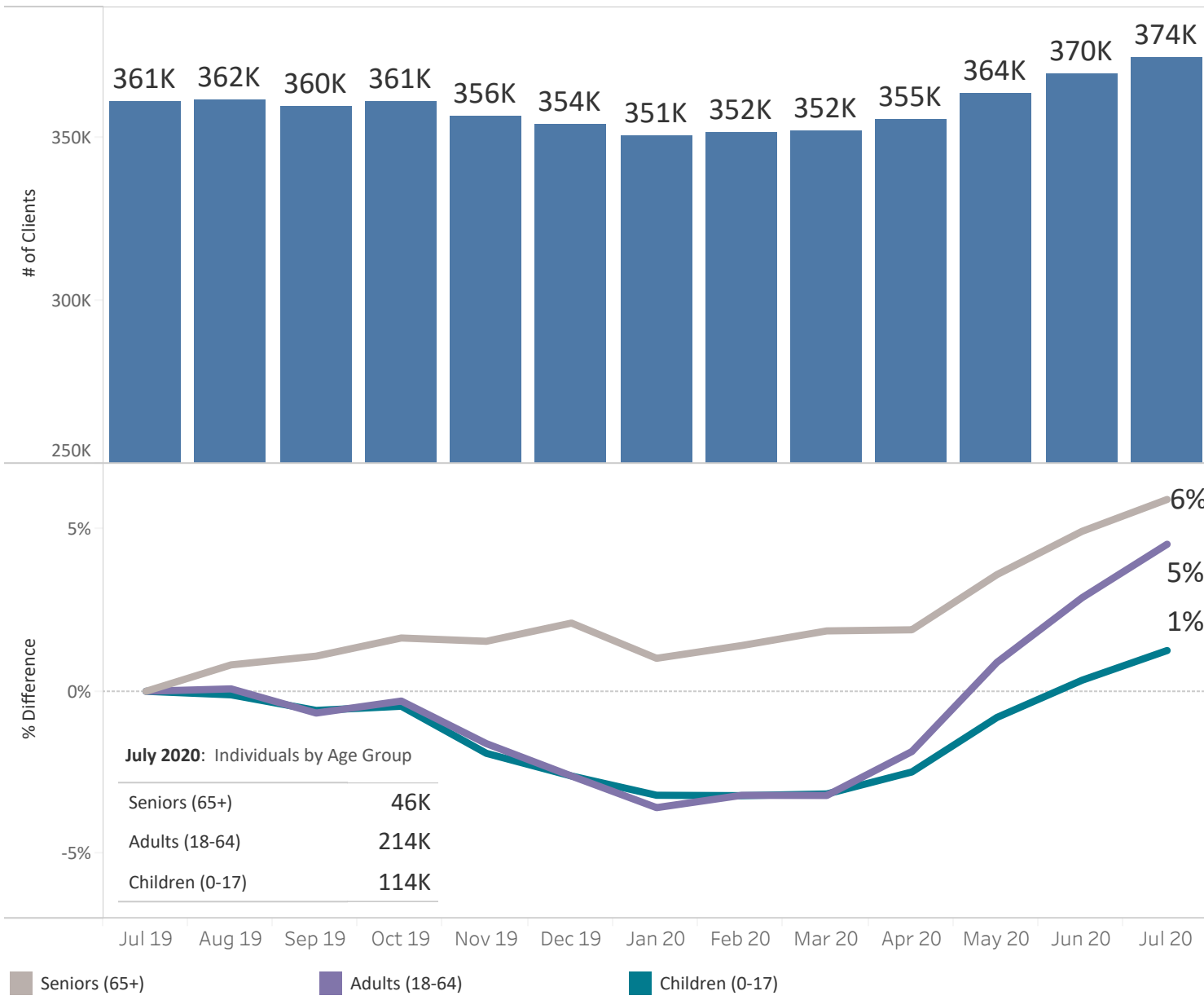
Ethnicity and Language



English		64.3%
Non-English	Spanish	21.5%
	Chinese	6.0%
	Other Asian	2.9%
	Other	2.5%
	Vietnamese	2.3%
	Farsi	0.4%
	Cambodian	0.1%



Medi-Cal Individuals



Data in this report represent estimates of service delivery units and summary counts. Actual counts may vary from 0% to 5% from similarly published reports. Reported numbers and percents shown here correspond to Medi-Cal clients enrolled by SSA.

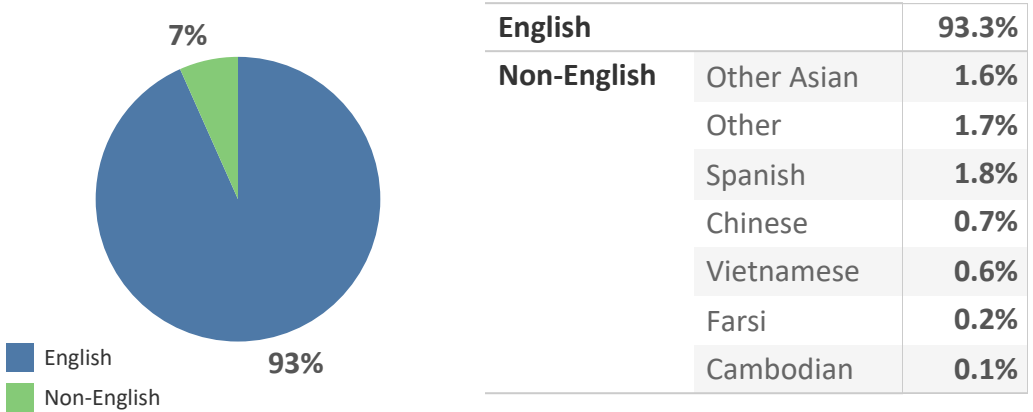
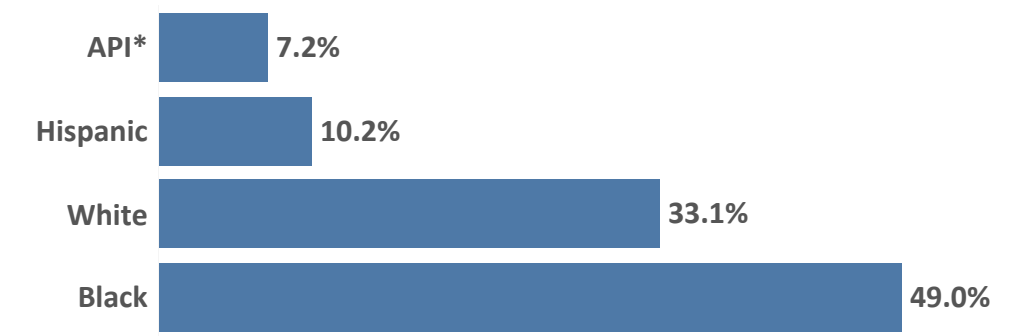
% change/difference is calculated relative to the first month in the observed year.

Definitions of terms appear on the last page
*Asian/Pacific Islander

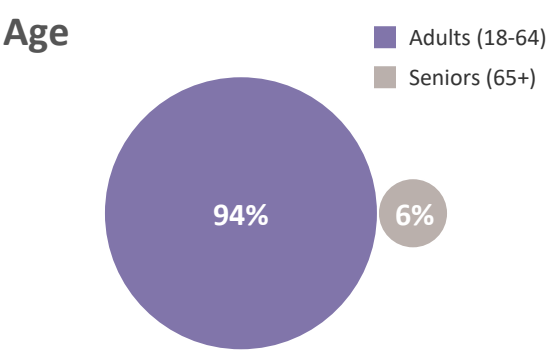
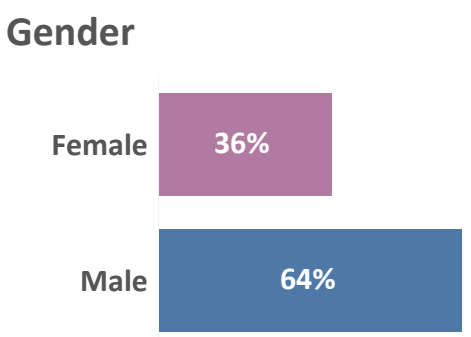
GA Caseload			% Difference
2019	July	9,110	-10.0%
2020	July	8,199	

General Assistance (GA) provides cash aid to indigent adults and emancipated minors who are legal residents of Alameda County and who have no other means of support.

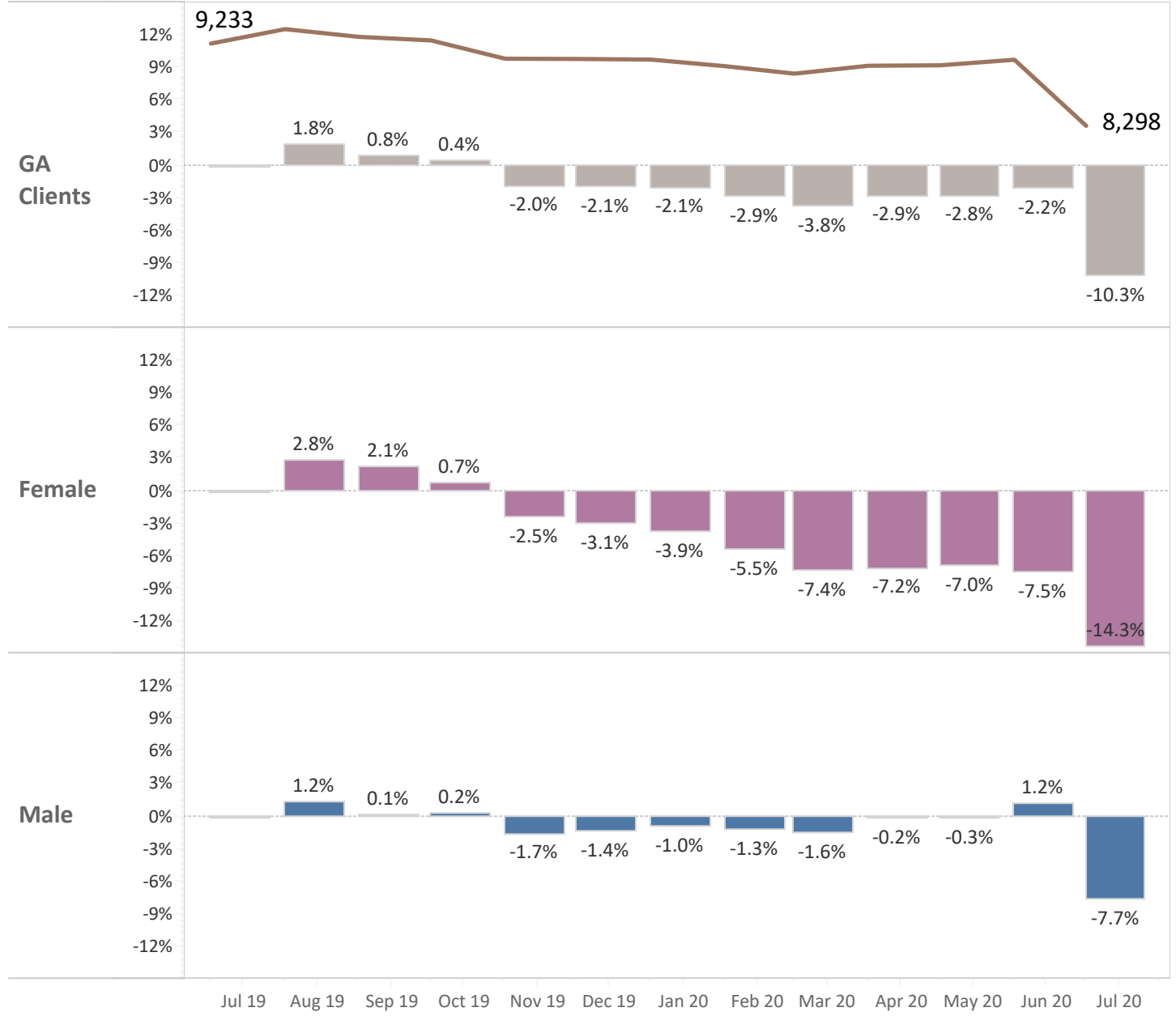
Ethnicity and Language



English		93.3%
Non-English	Other Asian	1.6%
	Other	1.7%
	Spanish	1.8%
	Chinese	0.7%
	Vietnamese	0.6%
	Farsi	0.2%
	Cambodian	0.1%



General Assistance Individuals



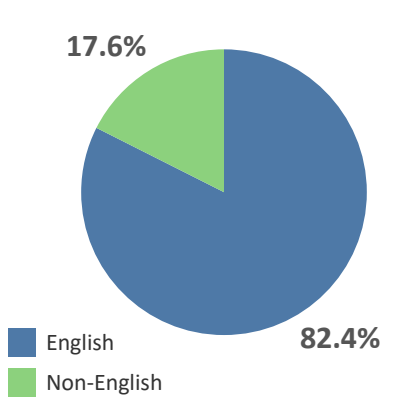
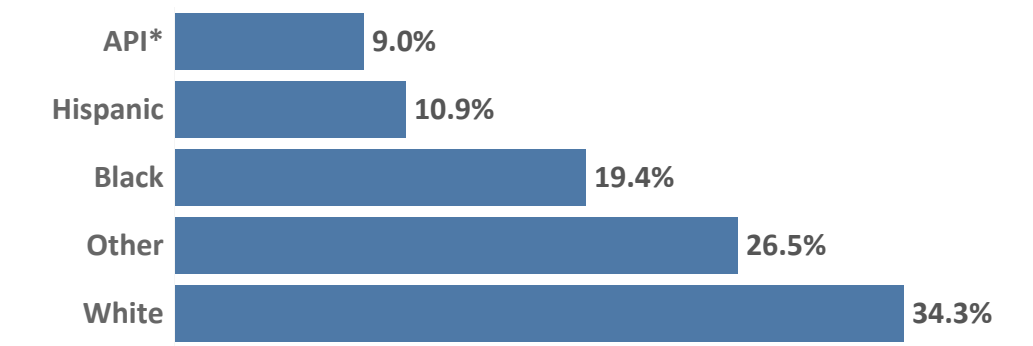
% change/difference is calculated relative to the first month in the observed year.

Data in this report represent estimates of service delivery units and summary counts. Actual counts may vary from 0% to 5% from similarly published reports.

APS Caseload			% Difference
2019	July	1,292	-9.2%
2020	July	1,173	

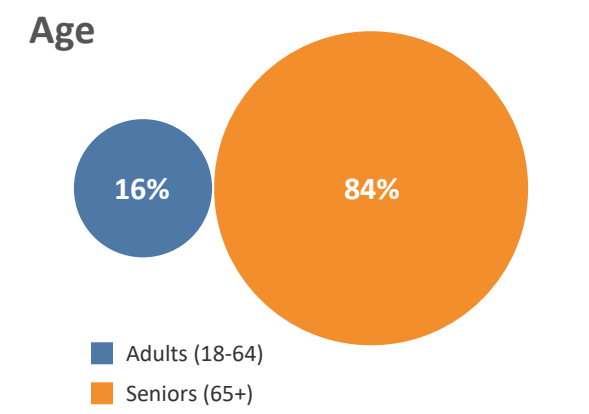
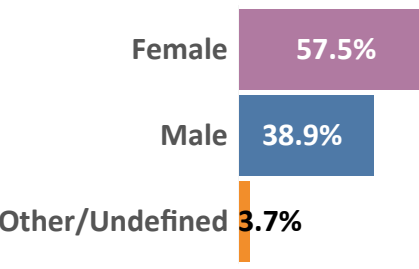
Alameda County Division of Adult Protection (DAP) consists of Adult Protective Services (APS), Office of the Public Guardian-Conservator (PG/PC), and the Public Administrator's Office (PA). Together these programs provide a continuum of services that form a safety net for vulnerable adults.

Ethnicity and Language

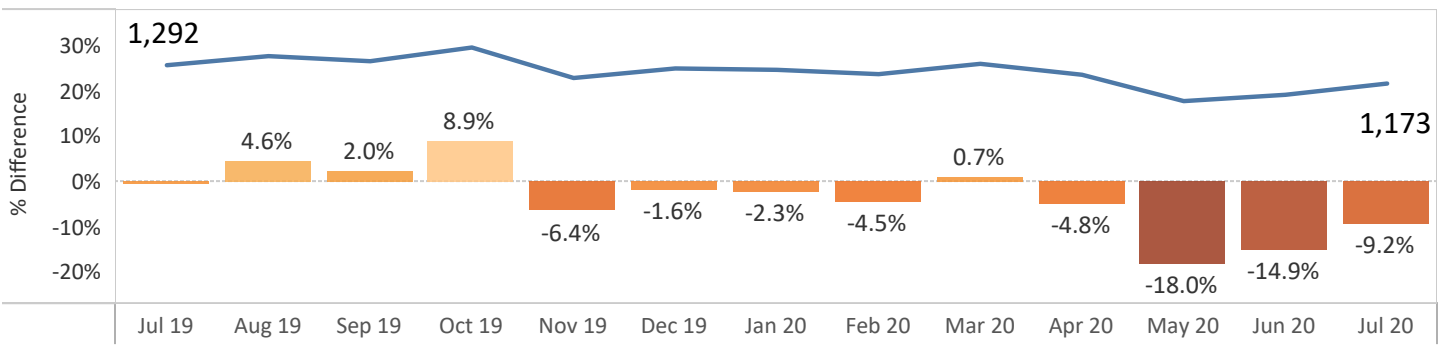


English			82.4%
Non-English	Other	11.0%	
	Spanish	3.2%	
	Other Asian	1.6%	
	Chinese	0.7%	
	Vietnamese	0.5%	
	Farsi	0.5%	

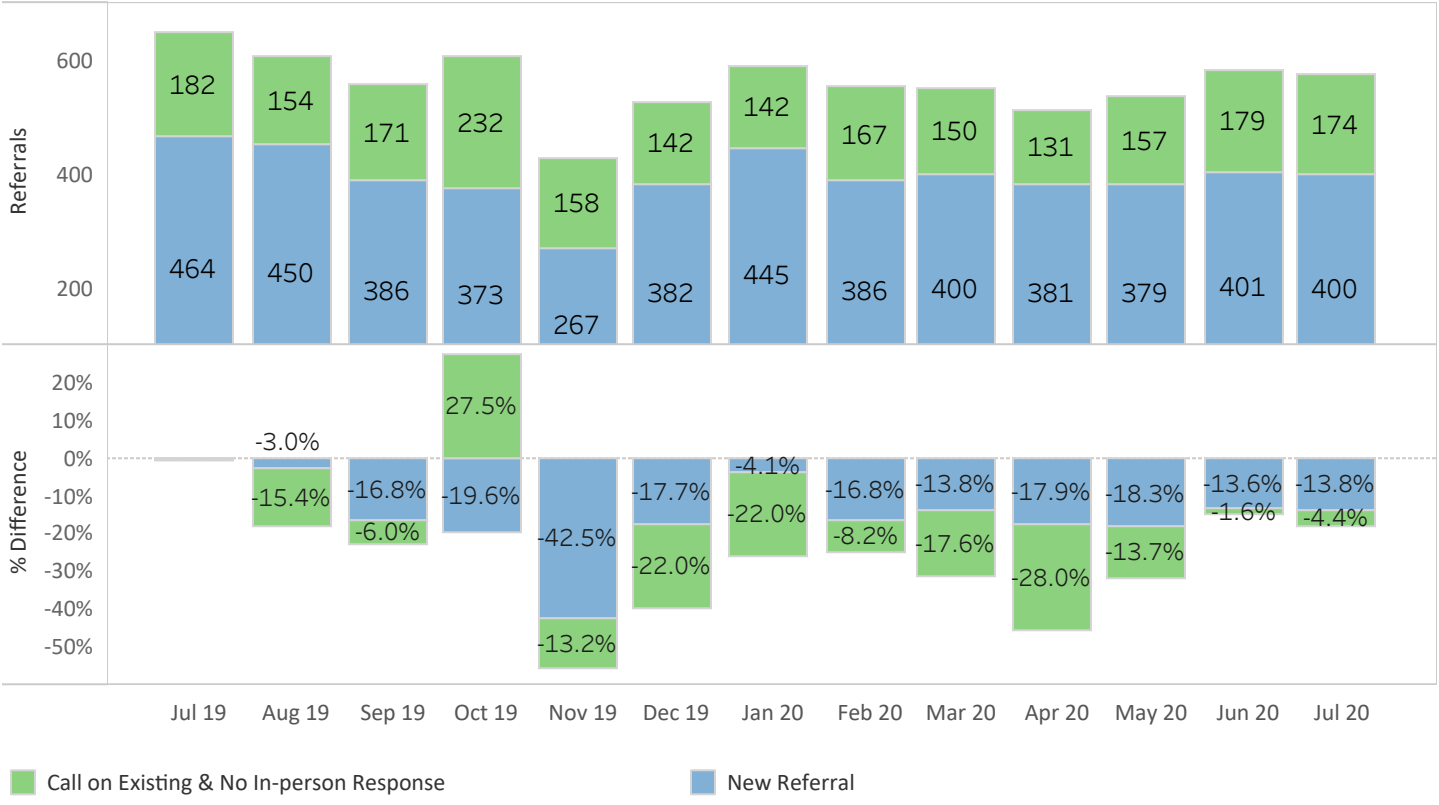
Gender



APS Caseload



APS Referrals



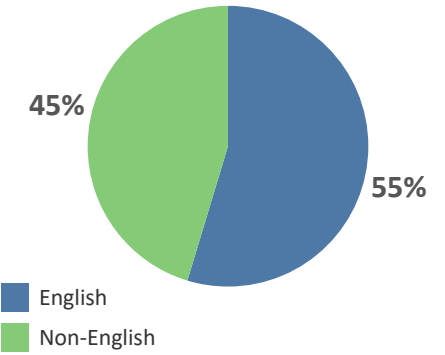
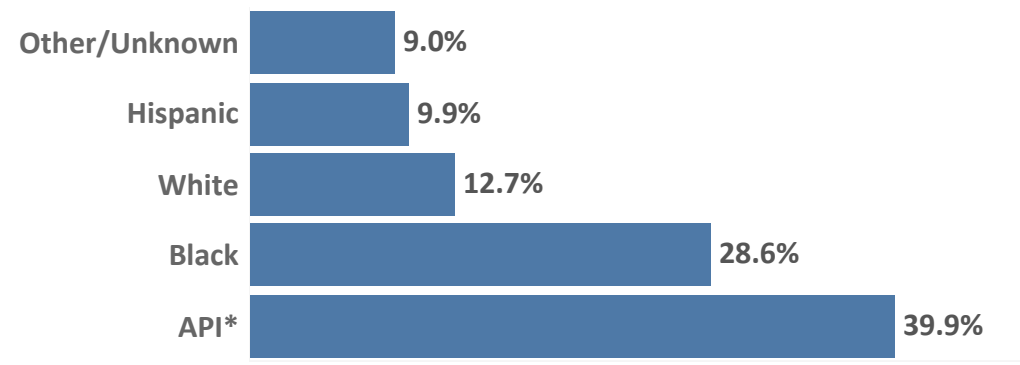
% change/difference is calculated relative to the first month in the observed year.

Data in this report represent estimates of service delivery units and summary counts. Actual counts may vary from 0% to 5% from similarly published reports.

IHSS Caseload			% Difference
2019	July	24.5K	+2.0%
2020	July	25.0K	

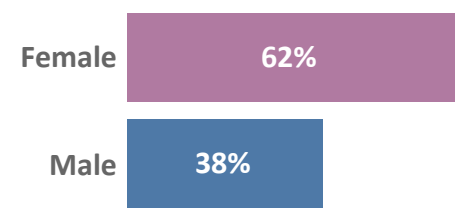
IHSS provides in-home care for the elderly and persons with disabilities to support them in their own homes and communities, rather than placing them in more restrictive and expensive institutional care settings.

Ethnicity and Language

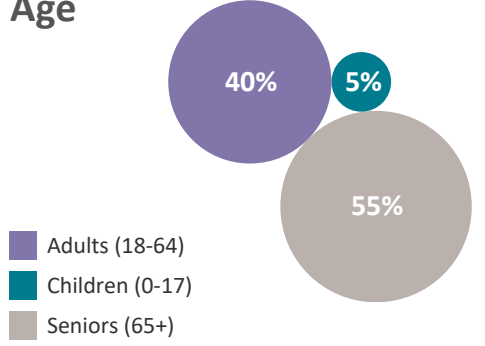


English		54.7%
Non-English		
Chinese	19.7%	
Other	6.5%	
Spanish	6.4%	
Vietnamese	4.0%	
Other Asian	4.0%	
Farsi	3.8%	
Cambodian	1.0%	

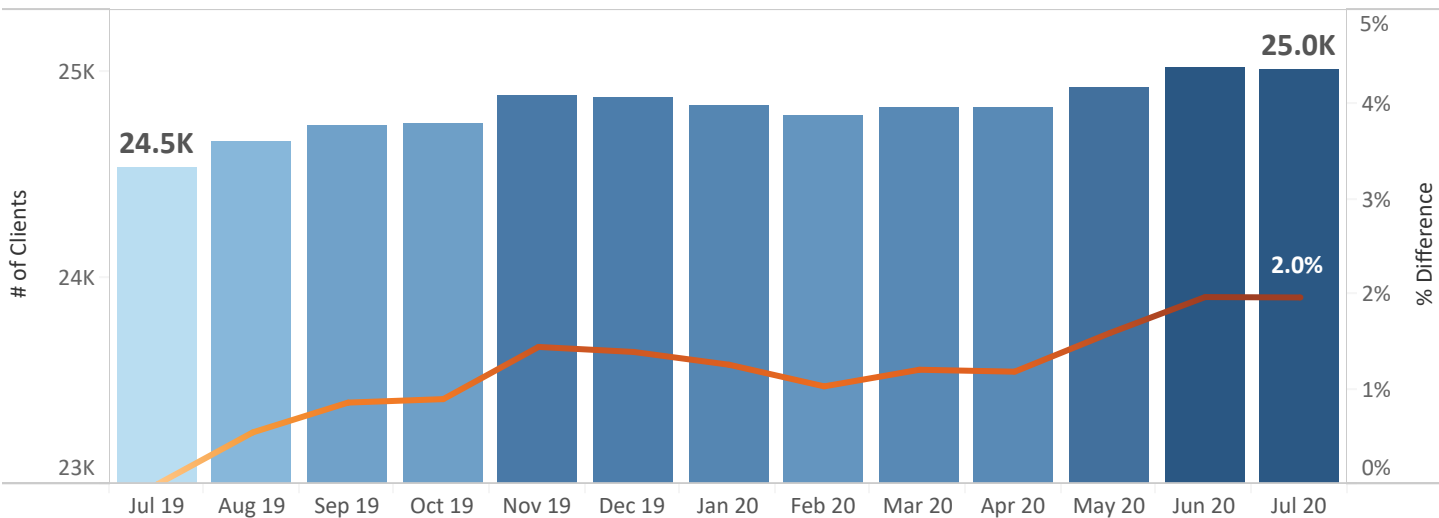
Gender



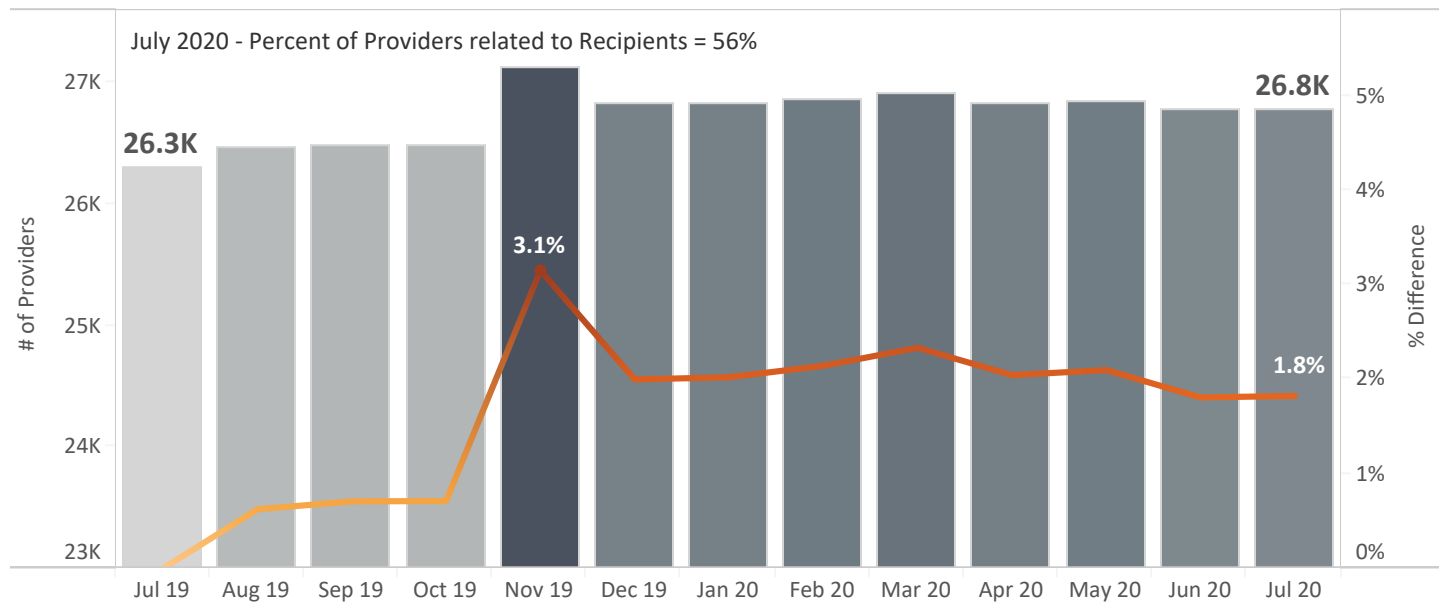
Age



IHSS Recipients



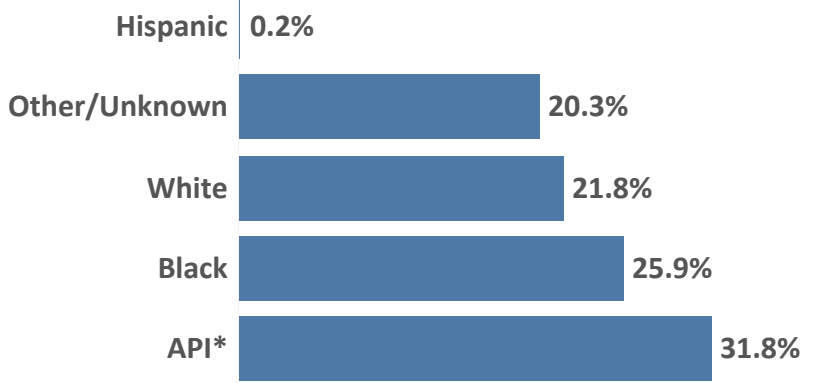
IHSS Providers



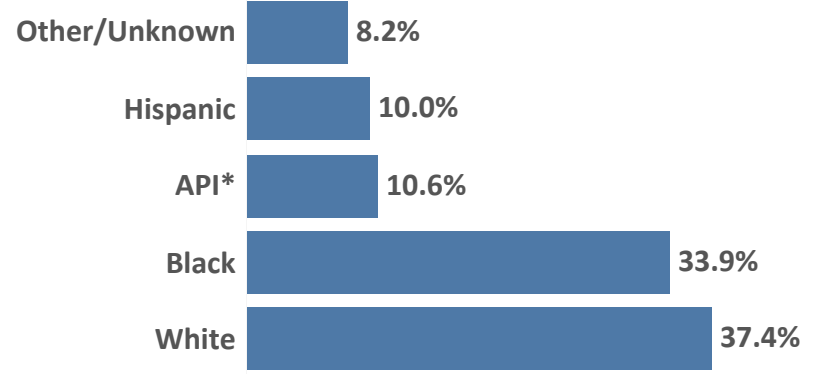
% change/difference is calculated relative to the first month in the observed year.

Data in this report represent estimates of service delivery units and summary counts. Actual counts may vary from 0% to 5% from similarly published reports.

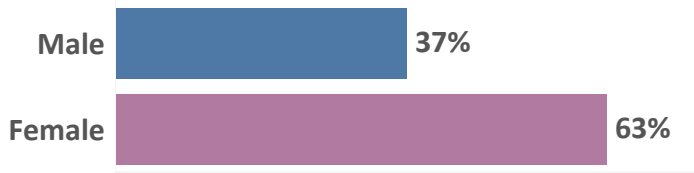
Ethnicity - Congregate Meals



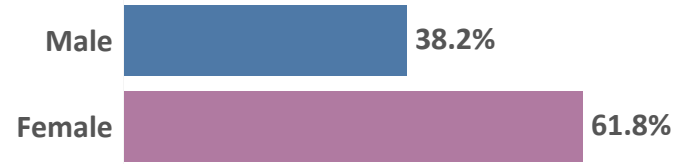
Ethnicity - Home Delivered Meals



Gender - Congregate Meals



Gender - Home Delivered Meals



The Alameda County Area Agency on Aging (AAA) prevents isolation, premature institutionalization, abuse, and negative health outcomes for seniors. In partnership with County-based adult services programs and a wide network of community-based organizations, the AAA provides a continuum of care that is both responsive to seniors' needs and flexible in design.


Access to Nutritious Food

Congregate and home delivered meals are provided to Alameda County seniors who cannot prepare or obtain nutritionally adequate meals for themselves. These meals assist clients in maintaining a nutritious diet.

Total Individuals Served: 18,477



Total Meals Served: 100,415



Data in this report represent estimates of service delivery units and summary counts. Actual counts may vary from 0% to 5% from similarly published reports.

Definitions of terms appear on the last page
*Asian/Pacific Islander

Demographics by Program - Individuals

August 2020

		Medi-Cal		CalFresh		CalWORKs		General Assistance		IHSS		APS		Child Welfare (Placement)		Child Welfare (All Cases)	
Total Persons		374,452	100.0%	141,014	100.0%	19,269	100.0%	8,298	100.0%	25,013	100.0%	1,173	100.0%	1,152	100.0%	1,707	100.0%
Seniors (65+)	Female	27,406	7.3%	13,374	9.5%	1	0.0%	323	3.9%	9,481	37.9%	566	48.3%	0	0.0%	0	0.0%
	Male	18,688	5.0%	8,789	6.2%	8	0.0%	187	2.3%	4,229	16.9%	371	31.6%	0	0.0%	0	0.0%
	Undefined	2	0.0%	0	0.0%	0	0.0%	0	0.0%	0	0.0%	38	3.2%	0	0.0%	0	0.0%
Adults (18-64)	Female	118,385	31.6%	42,882	30.4%	2,765	14.3%	2,697	32.5%	5,718	22.9%	108	9.2%	180	15.6%	200	11.7%
	Male	96,042	25.6%	30,454	21.6%	772	4.0%	5,091	61.4%	4,256	17.0%	85	7.2%	126	10.9%	145	8.5%
	Undefined	6	0.0%	5	0.0%	0	0.0%	0	0.0%	0	0.0%	5	0.4%	0	0.0%	0	0.0%
Children (0-17)	Female	55,991	15.0%	22,483	15.9%	7,932	41.2%	0	0.0%	427	1.7%	0	0.0%	391	33.9%	668	39.1%
	Male	57,929	15.5%	23,026	16.3%	7,791	40.4%	0	0.0%	902	3.6%	0	0.0%	455	39.5%	692	40.5%
	Undefined	3	0.0%	1	0.0%	0	0.0%	0	0.0%	0	0.0%	0	0.0%	0	0.0%	2	0.1%

Ethnicity	374,452	100.0%	141,014	100.0%	19,269	100.0%	8,298	100.0%	25,013	100.0%	1,173	100.0%	1,154	100.0%	1,707	100.0%
API*	87,389	23.3%	22,244	15.8%	1,093	5.7%	598	7.2%	9,969	39.9%	105	9.0%	65	5.6%	120	7.0%
Black	59,801	16.0%	36,040	25.6%	8,209	42.6%	4,069	49.0%	7,143	28.6%	227	19.4%	591	51.2%	797	46.7%
Hispanic	117,235	31.3%	30,828	21.9%	5,376	27.9%	845	10.2%	2,471	9.9%	128	10.9%	4	0.3%	13	0.8%
Native American	873	0.2%	377	0.3%	44	0.2%	37	0.4%	63	0.3%	1	0.1%	10	0.9%	16	0.9%
White	108,986	29.1%	51,514	36.5%	4,547	23.6%	2,747	33.1%	3,169	12.7%	402	34.3%	349	30.2%	544	31.9%
Other	168	0.0%	11	0.0%	0	0.0%	2	0.0%	2,198	8.8%	310	26.4%	135	11.7%	217	12.7%

Language	374,452	100.0%	141,014	100.0%	19,269	100.0%	8,298	100.0%	25,013	100.0%	1,154	100.0%	1,707	100.0%	1,173	100.0%
English	240,875	64.3%	105,264	74.6%	15,810	82.0%	7,745	93.3%	13,675	54.7%	1,031	89.3%	1,504	88.1%	967	82.4%
Cambodian	506	0.1%	355	0.3%	16	0.1%	5	0.1%	250	1.0%	0	0.0%	0	0.0%	0	0.0%
Chinese	29,805	8.0%	9,800	6.9%	76	0.4%	156	1.9%	4,933	19.7%	2	0.2%	3	0.2%	8	0.7%
Farsi	1,620	0.4%	967	0.7%	148	0.8%	14	0.2%	952	3.8%	2	0.2%	2	0.1%	6	0.5%
Other	9,194	2.5%	3,328	2.4%	597	3.1%	142	1.7%	1,616	6.5%	9	0.8%	23	1.3%	129	11.0%
Other Asian	3,670	1.0%	1,069	0.8%	20	0.1%	34	0.4%	994	4.0%	2	0.2%	2	0.1%	19	1.6%
Spanish	80,323	21.5%	17,249	12.2%	2,540	13.2%	150	1.8%	1,591	6.4%	107	9.3%	172	10.1%	38	3.2%
Vietnamese	8,459	2.3%	2,982	2.1%	62	0.3%	52	0.6%	1,002	4.0%	1	0.1%	1	0.1%	6	0.5%

Data in this report represent estimates of service delivery units and summary counts. Actual counts may vary from 0% to 5% from similarly published reports.

Definitions of terms appear on the last page
*Asian/Pacific Islander

Individuals by Program and City of Residence

August 2020

		Medi-Cal		CalFresh		CalWORKs		General Assistance		IHSS		APS		Child Welfare	
Total Persons		374,452	100.0%	141,014	100.0%	19,269	100.0%	8,298	100.0%	25,013	100.0%	1,173	100.0%	1,707	100.0%
North County	Alameda	13,149	3.5%	4,789	3.4%	471	2.4%	148	1.8%	935	3.7%	47	4.0%	40	2.3%
	Albany	2,668	0.7%	688	0.5%	101	0.5%	16	0.2%	70	0.3%	13	1.1%	5	0.3%
	Berkeley	13,942	3.7%	7,260	5.1%	529	2.7%	402	4.8%	1,257	5.0%	97	8.3%	38	2.2%
	Emeryville	2,429	0.6%	1,122	0.8%	132	0.7%	65	0.8%	212	0.8%	7	0.6%	5	0.3%
	Oakland	145,038	38.7%	67,987	48.2%	10,308	53.5%	5,171	62.3%	10,984	43.9%	446	38.0%	455	26.7%
	Piedmont	478	0.1%	105	0.1%	2	0.0%	5	0.1%	35	0.1%	7	0.6%	3	0.2%
Tri-City	Fremont	31,930	8.5%	8,808	6.2%	967	5.0%	406	4.9%	2,476	9.9%	81	6.9%	66	3.9%
	Newark	8,786	2.3%	2,461	1.7%	318	1.7%	80	1.0%	617	2.5%	17	1.4%	22	1.3%
	Union City	15,481	4.1%	4,353	3.1%	543	2.8%	128	1.5%	1,250	5.0%	35	3.0%	23	1.3%
Central County	Castro Valley	9,177	2.5%	2,534	1.8%	256	1.3%	102	1.2%	516	2.1%	43	3.7%	37	2.2%
	Hayward	58,064	15.5%	18,651	13.2%	2,729	14.2%	1,051	12.7%	2,958	11.8%	155	13.2%	186	10.9%
	San Leandro	32,161	8.6%	11,343	8.0%	1,392	7.2%	325	3.9%	1,890	7.6%	95	8.1%	91	5.3%
	San Lorenzo	7,398	2.0%	2,345	1.7%	262	1.4%	72	0.9%	434	1.7%	28	2.4%	34	2.0%
Tri-Valley	Dublin	6,231	1.7%	1,704	1.2%	210	1.1%	40	0.5%	481	1.9%	11	0.9%	20	1.2%
	Livermore	11,716	3.1%	3,323	2.4%	477	2.5%	149	1.8%	465	1.9%	55	4.7%	31	1.8%
	Pleasanton	6,262	1.7%	1,522	1.1%	166	0.9%	41	0.5%	385	1.5%	33	2.8%	21	1.2%
Other	Other	9,542	2.5%	2,019	1.4%	406	2.1%	97	1.2%	48	0.2%	3	0.3%	630	36.9%

Data in this report represent estimates of service delivery units and summary counts. Actual counts may vary from 0% to 5% from similarly published reports.

These are individuals receiving aid from one or more county programs, listed by city of residence. This total does not include Adult & Aging nor add up to the total of all seven programs because individuals may be enrolled in several programs.

CalWORKs

Two Parent Families: Families with children living in the home with two non-disabled, natural or adoptive parents.

Non-Needy Caretaker Relative: Families with children living in the home whose natural or adoptive parents are ineligible or excluded from receiving assistance.

Temporary Assistance for Needy Families (TANF) Timed-Out: Families with children living in the home whose parents are ineligible to receive assistance because an adult head-of-household or spouse of a head-of-household has received federal TANF assistance for a total of 48 cumulative months.

Child-Only: Families with children living in the home whose parents are ineligible to receive assistance.

Total Clients in Welfare to Work: All active CalWORKs adults who have been registered into the Welfare to Work (WTW) program. WTW is the mandatory employment and training program for CalWORKs adults. Clients must register for WTW unless exempted for a condition that prevents them from working. Not all registered WTW clients are actively engaged in the program, as they may be scheduled for activities that have not yet begun, between activities, or non-compliant prior to sanction.

Subsidized Work and Community Experience: Includes public or private sector employment under the close supervision of the activity provider that helps provide basic job skills and can help lead to eventual unsubsidized employment.

Paying Jobs: Includes unsubsidized and subsidized, public and private sector jobs and self-employment.

CalFresh

Non-Assistance CalFresh Individuals: Client receives CalFresh assistance but does not receive a monthly cash grant under the California Work Opportunity and Responsibility to Kids (CalWORKs) program or other state-funded program.

All CalFresh Individuals: All clients receiving CalFresh.

Non-Assistance CalFresh Caseloads: Non-Assistance CalFresh recipients are those who get CalFresh each month, but do not receive a monthly cash grant under the California Work Opportunity and Responsibility to Kids (CalWORKs) program.

All CalFresh Caseloads: All cases receiving CalFresh.

Child Welfare

THP+FC: Transitional Housing Program plus Foster Care, which provides supportive housing for older teens and non-minor dependents.

Non-Minor Dependents: Youth ages 18-20 in Extended Foster Care under AB12.

SILP: Supervised Independent Living Placement.

Guardian Home: Placement with court-appointed legal guardian.

Relative/NREFM: Relative/Non-Relative Extended Family Member.

Group Home: 24-Hour staffed residential and/or treatment facility for foster youth.

Foster Family Home: County licensed foster care home.

Foster Family Agency Home: Foster home certified by a Foster Family Agency.

STRTP: Short Term Residential Treatment Program.