

Social Services Agency

December 2020 MONTHLY REPORT



Our Mission

To promote the economic and social well-being of individuals, families, neighborhoods and communities.

Our agency serves one in four Alameda County residents, totaling approximately 423,000 people. We work collectively and in partnership with over 150 organizations to serve the needs of the community.



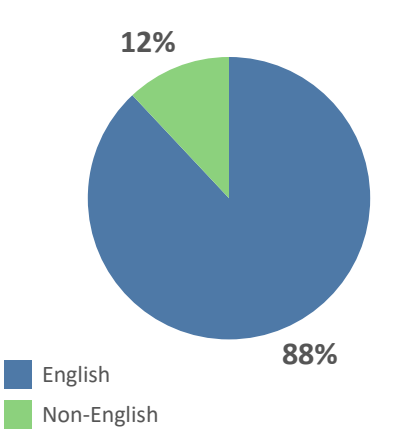
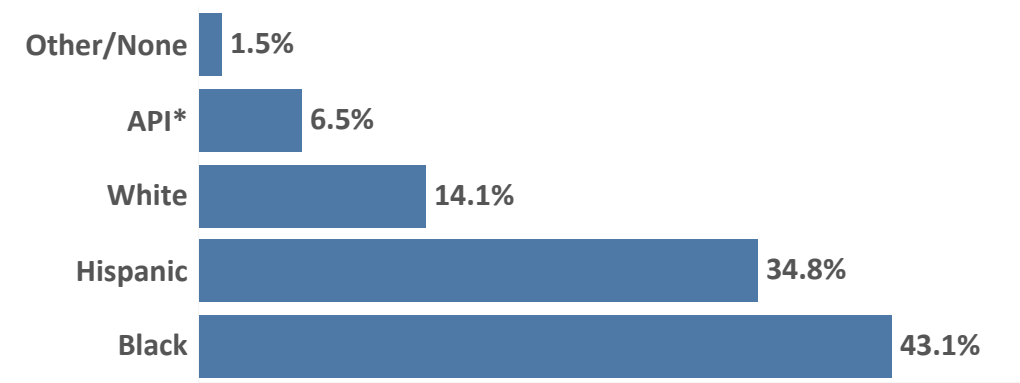
Respect - Integrity - Customer Service - Initiative - Responsibility

Data in this report represent estimates of service delivery units and summary counts. All the service delivery units speak to efforts made in November 2020 unless otherwise specified. Actual counts may vary from 0% to 5% from similarly published reports.

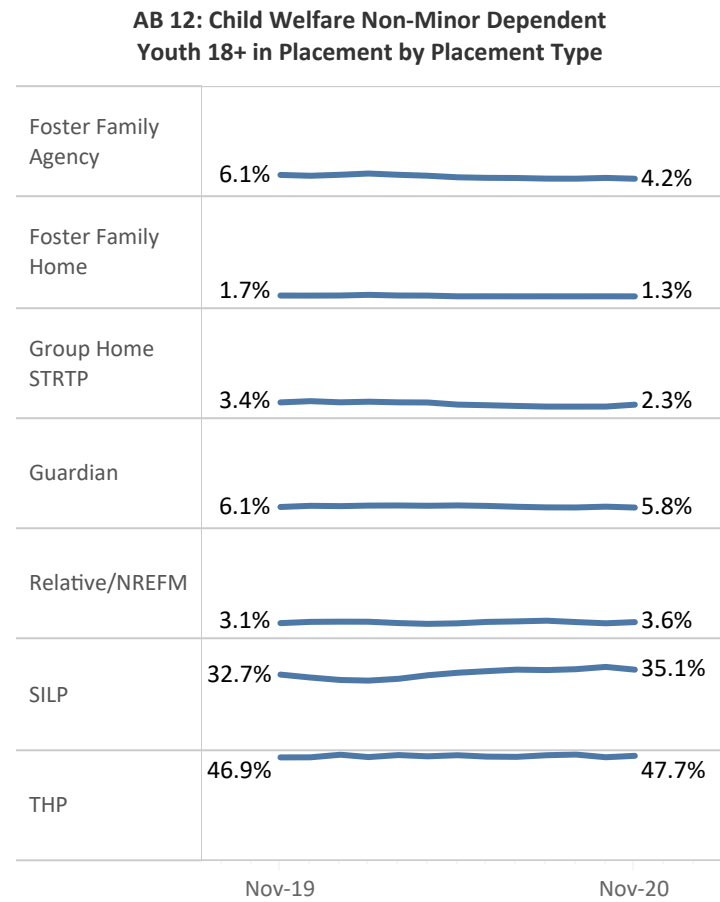
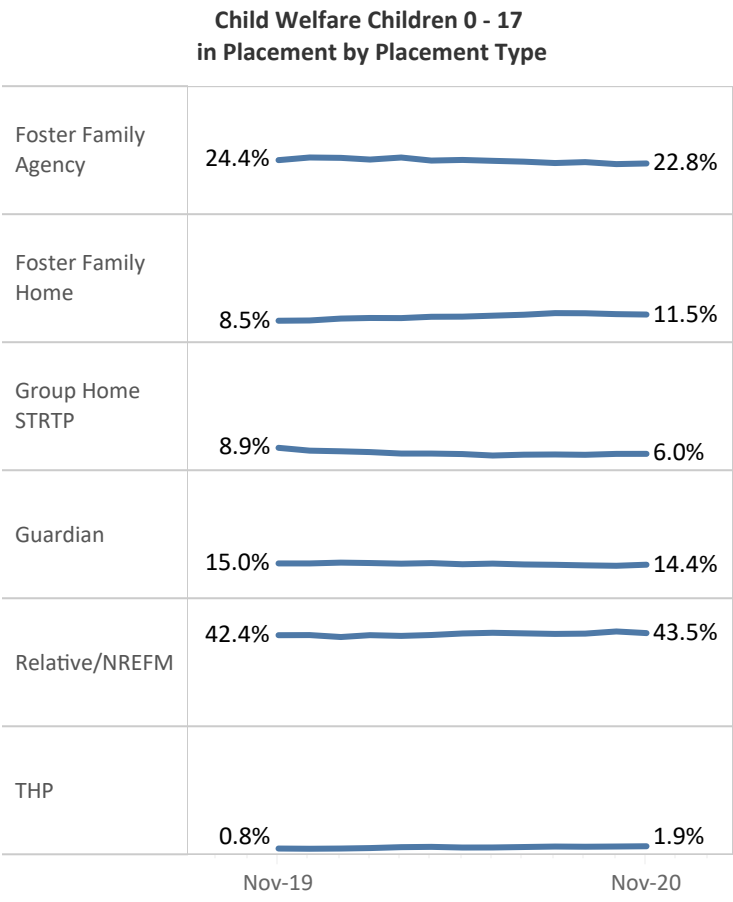
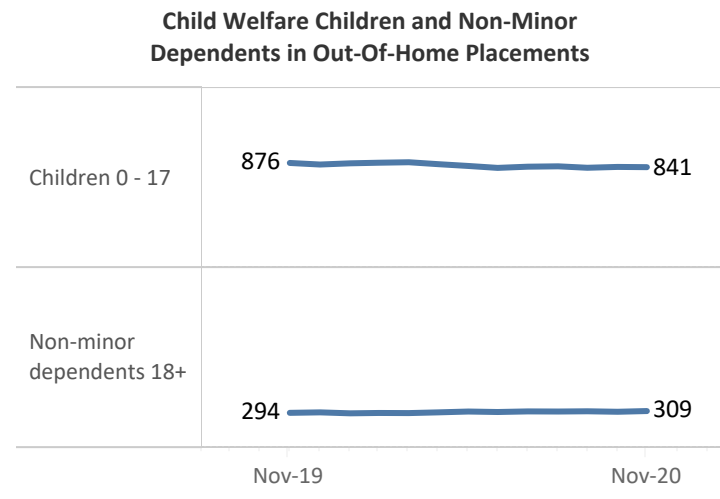
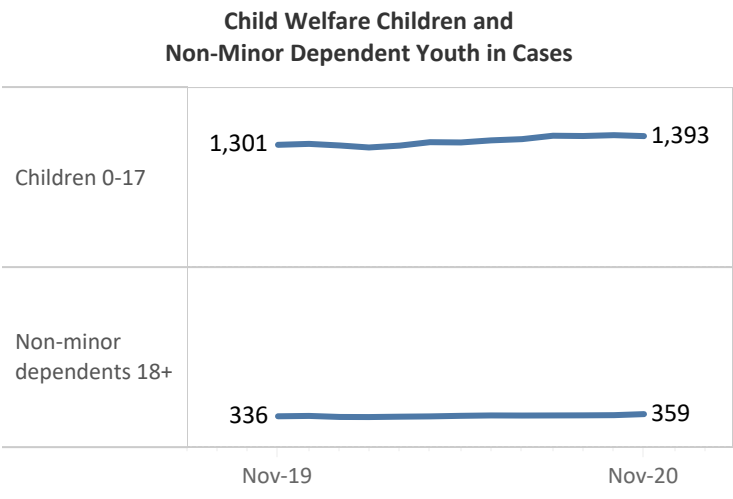
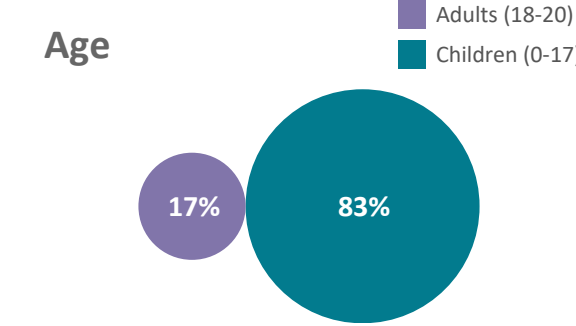
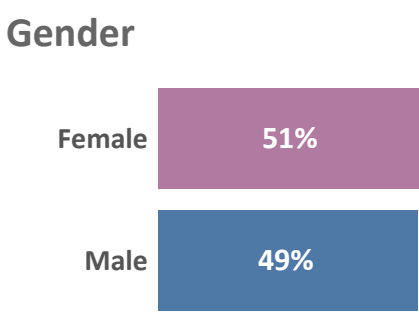
Child Welfare Caseload			% Difference
2019	November	1,637	7.0%
2020	November	1,752	

Child Welfare (CW) provides services to improve the lives of children and families in Alameda County by serving children and youth who have experienced, or are at risk of experiencing, abuse or neglect.

Ethnicity and Language



English		88.0%
Non-English	Spanish	10.3%
	Other	1.1%
	Chinese	0.3%
	Farsi	0.1%
	Vietnamese	0.1%
	Other Asian	0.1%



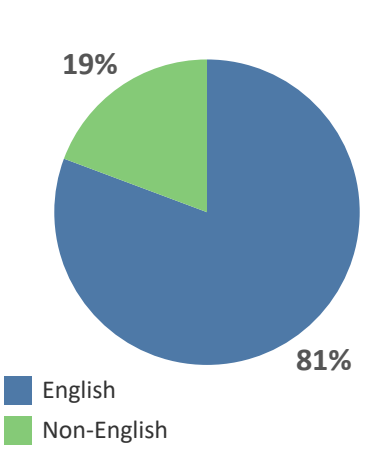
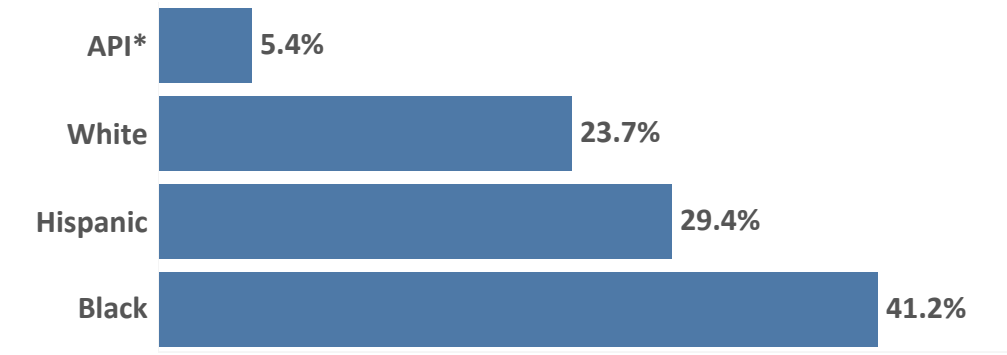
Data in this report represent estimates of service delivery units and summary counts. Actual counts may vary from 0% to 5% from similarly published reports.

Definitions of terms appear on the last page
*Asian/Pacific Islander

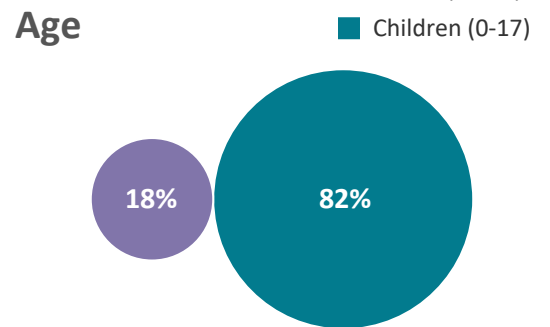
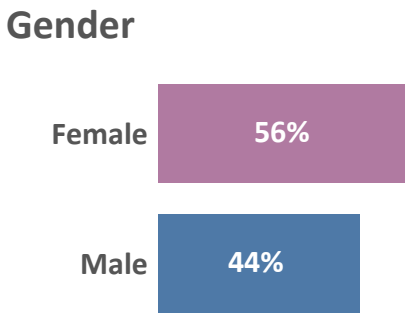
CalWORKs Caseload			% Difference
2019	November	9,012	-15.4%
2020	November	7,624	

The California Work Opportunity and Responsibility to Kids (CalWORKs) Program provides time-limited cash aid, employment assistance and employment support services to eligible adults with children. Welfare to Work (WTW) is the mandatory employment and training program for CalWORKs adults. Clients must register for WTW unless exempted for a condition that prevents them from working.

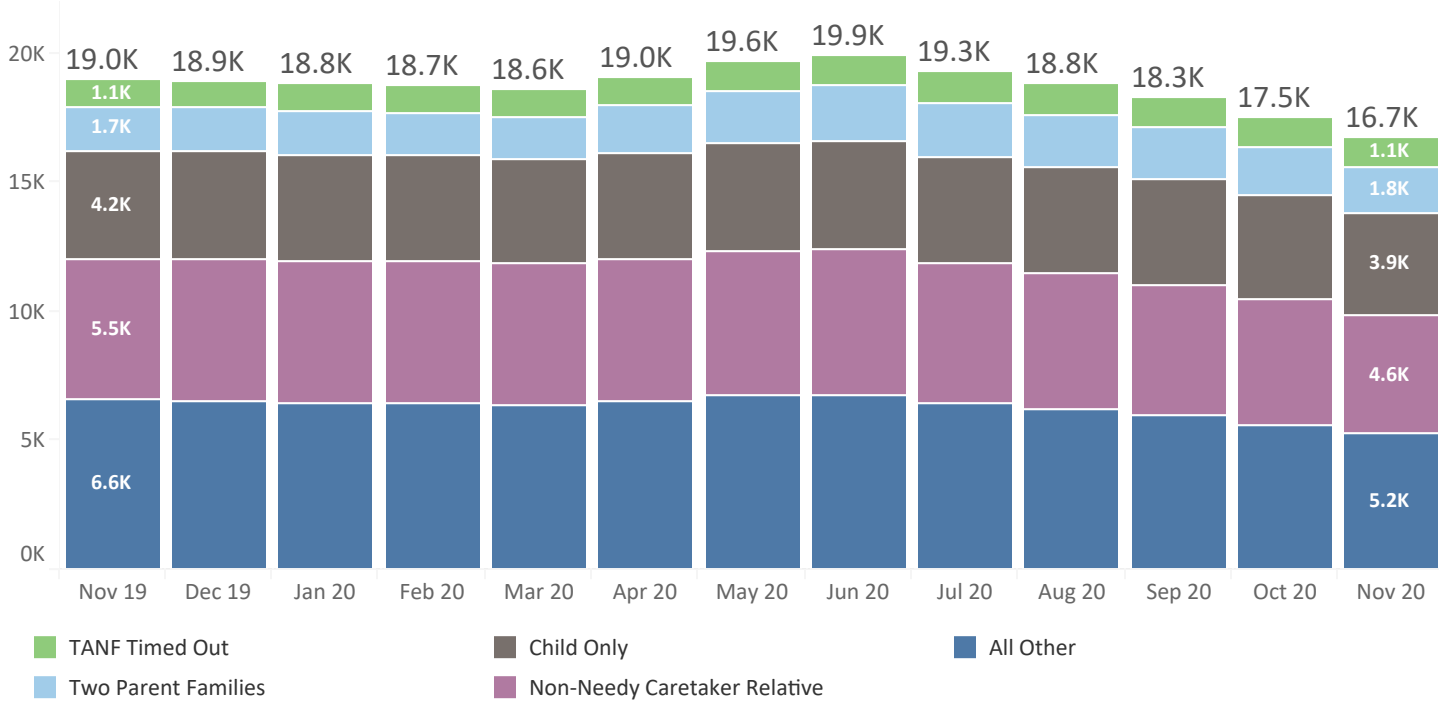
Ethnicity and Language



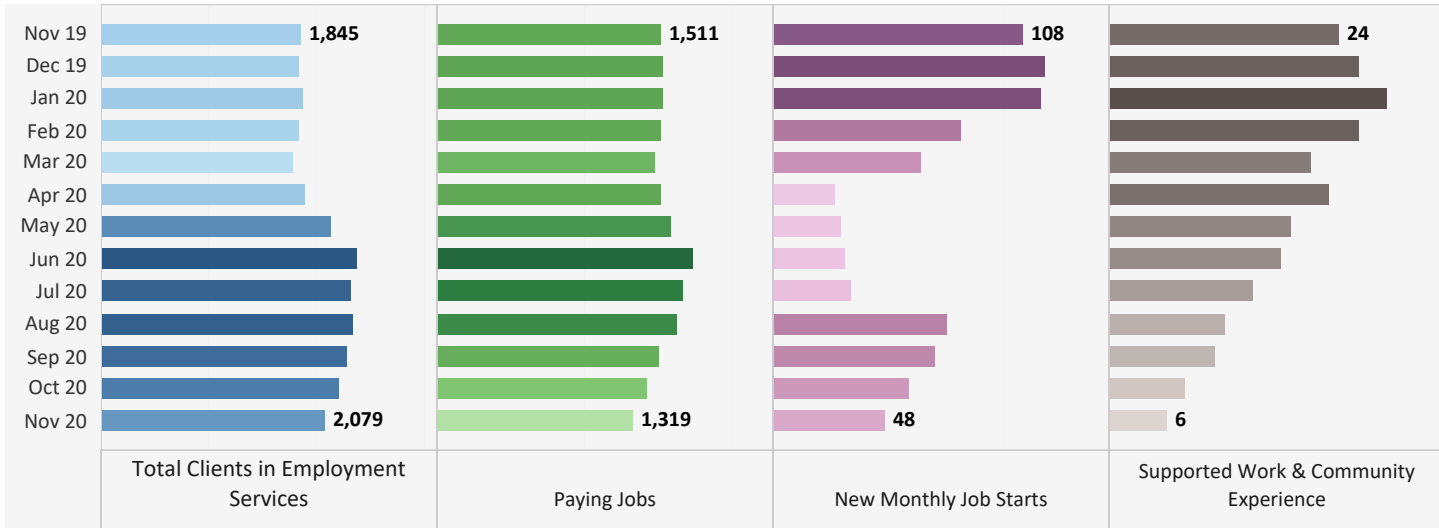
English			80.7%
Non-English	Spanish	14.4%	
	Other	3.2%	
	Farsi	0.9%	
	Vietnamese	0.3%	
	Chinese	0.3%	
	Other Asian	0.2%	
	Cambodian	0.1%	



CalWORKs Individuals by Case Type



Welfare to Work Individuals



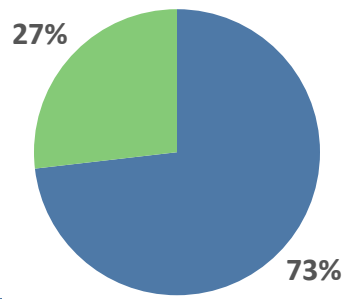
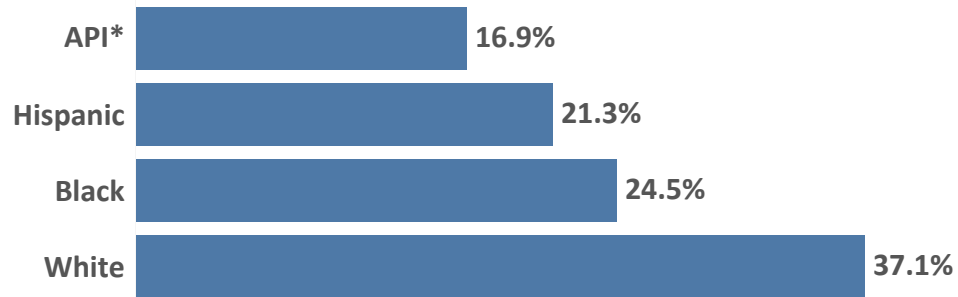
Data in this report represent estimates of service delivery units and summary counts. Actual counts may vary from 0% to 5% from similarly published reports.

Definitions of terms appear on the last page
*Asian/Pacific Islander

CalFresh Caseload			% Difference
2019	November	65.5K	+14.7%
2020	November	75.2K	

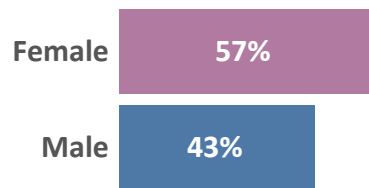
NA CalFresh Caseload			% Difference
2019	November	60.9K	+16.8%
2020	November	71.2K	

Ethnicity and Language

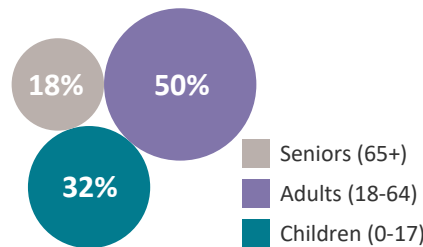


English		73.2%
Non-English	Spanish	12.3%
	Chinese	6.5%
	Other	2.4%
	Vietnamese	2.4%
	Other Asian	2.2%
	Farsi	0.7%
	Cambodian	0.3%

Gender

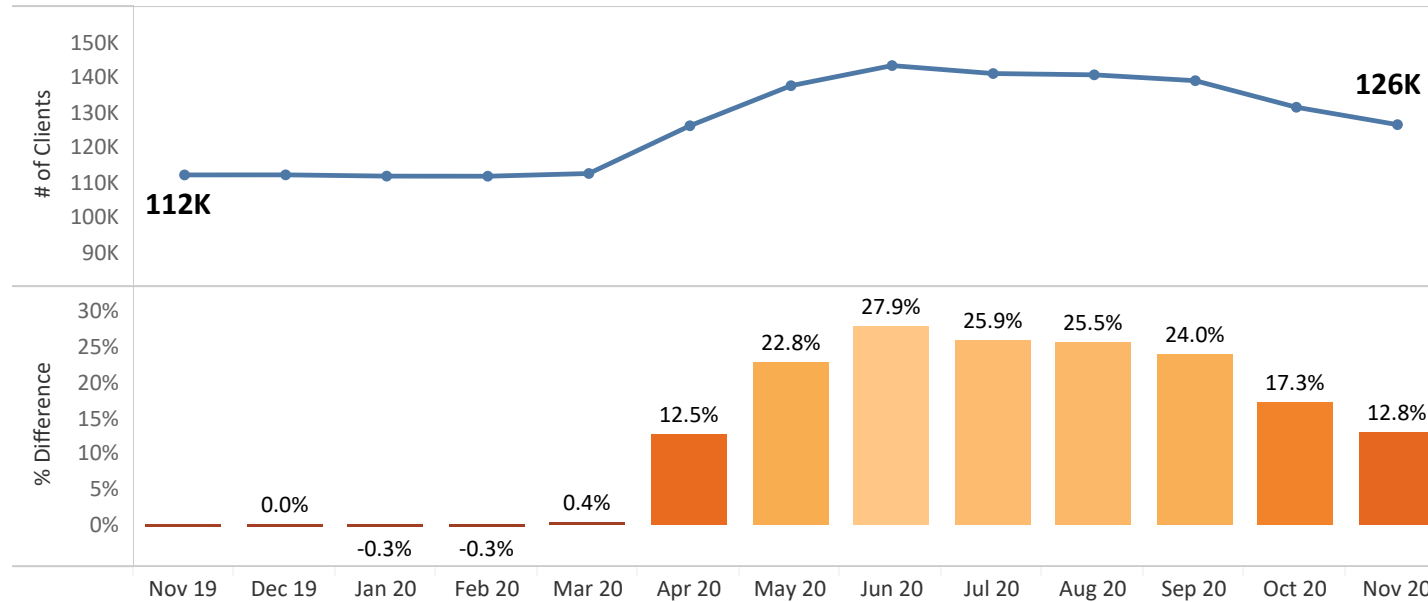


Age

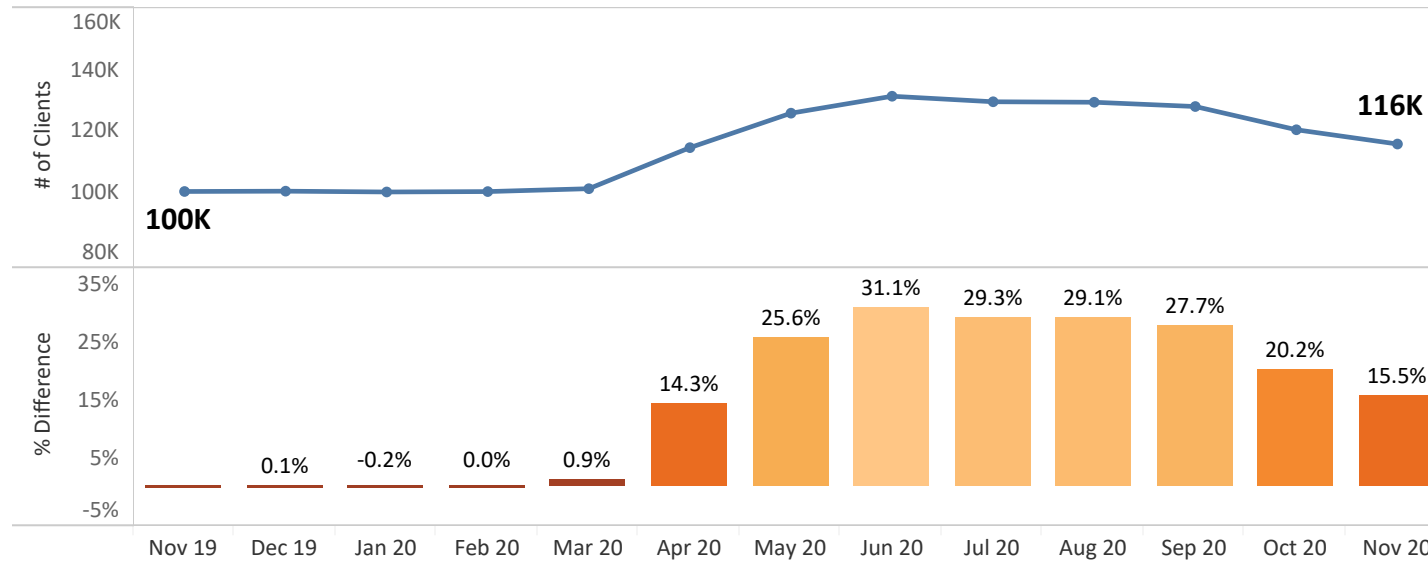


CalFresh (formerly known as Food Stamps) is California's version of the federal Supplemental Nutrition Assistance Program (SNAP). The CalFresh program helps to improve the health and well-being of qualified households and individuals by providing them a means to meet their nutritional needs.

CalFresh Individuals



Non-Assistance (NA) CalFresh Individuals



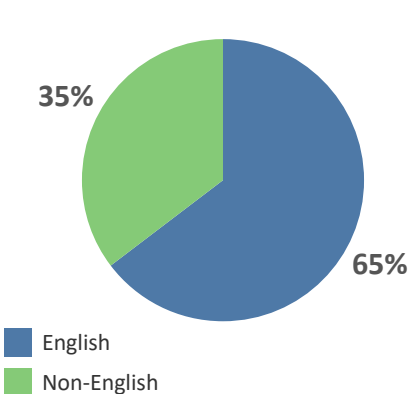
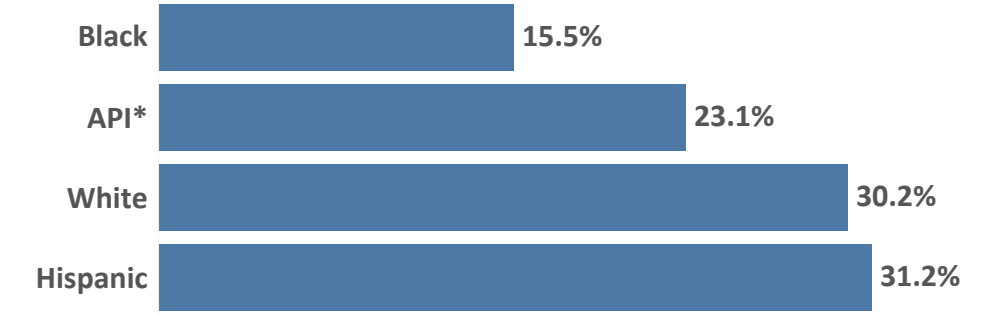
% change/difference is calculated relative to the first month in the observed year.

Medi-Cal Caseload

Medi-Cal Caseload			% Difference
2019	November	200.2K	10.2%
2020	November	220.5K	

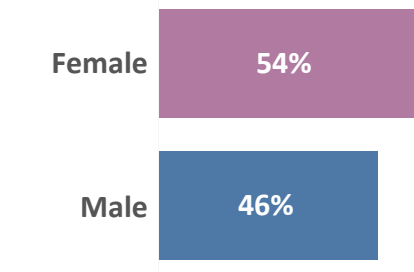
Medi-Cal is a public health insurance program which provides needed health care services for low-income individuals including families with children, seniors, persons with disabilities, foster care, pregnant women, and low income people with specific diseases such as tuberculosis, breast cancer, or HIV/AIDS. Medi-Cal is financed equally by the state and federal government

Ethnicity and Language

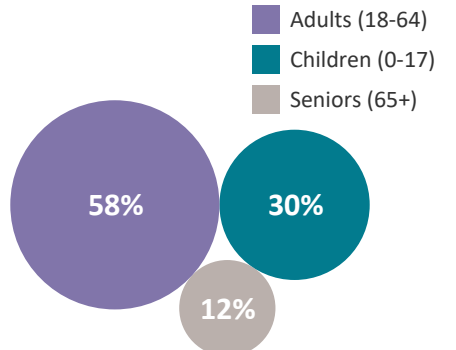


English			64.7%
Non-English	Spanish	21.5%	
	Chinese	5.9%	
	Other Asian	2.9%	
	Other	2.4%	
	Vietnamese	2.2%	
	Farsi	0.4%	
	Cambodian	0.1%	

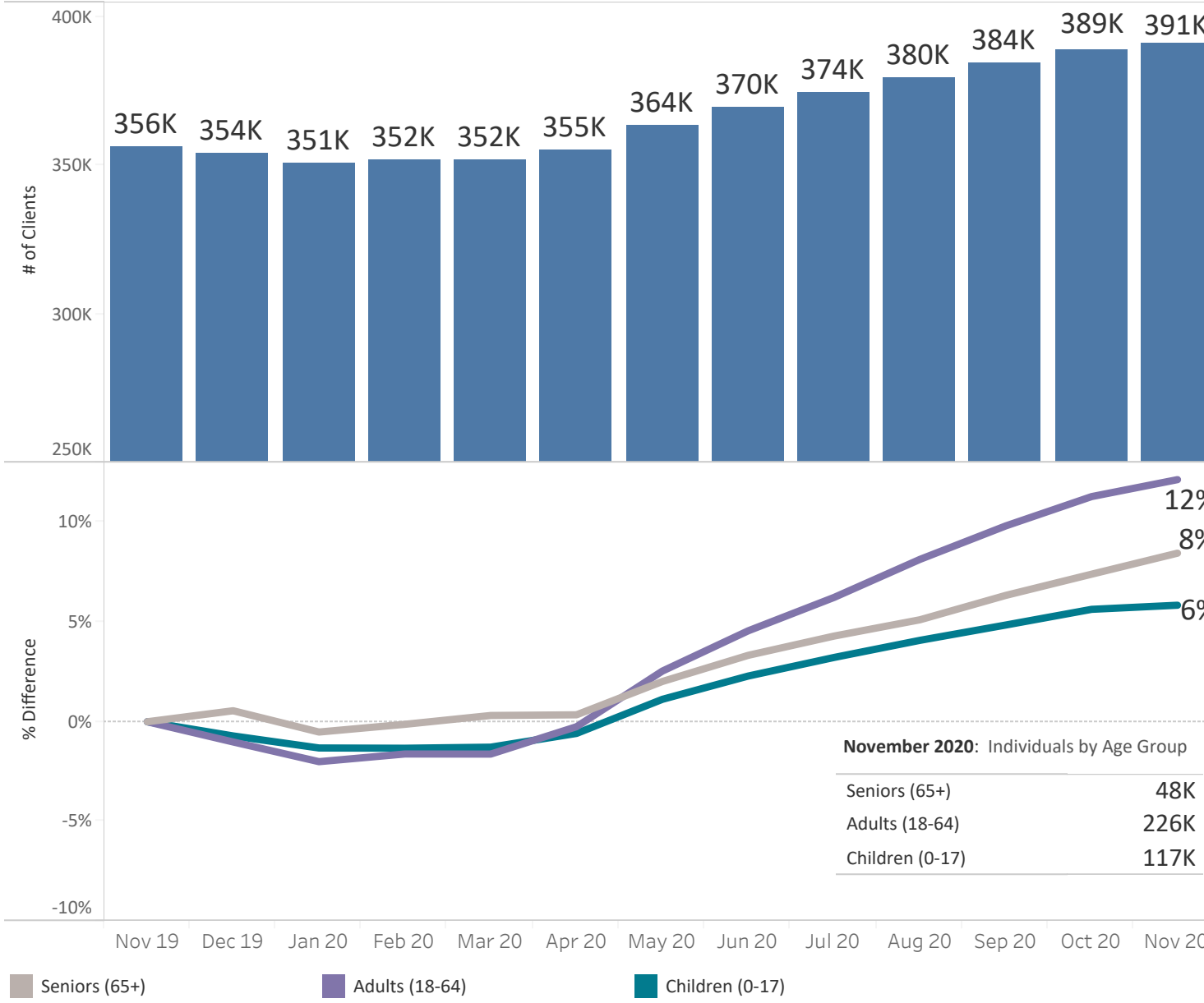
Gender



Age



Medi-Cal Individuals



November 2020: Individuals by Age Group

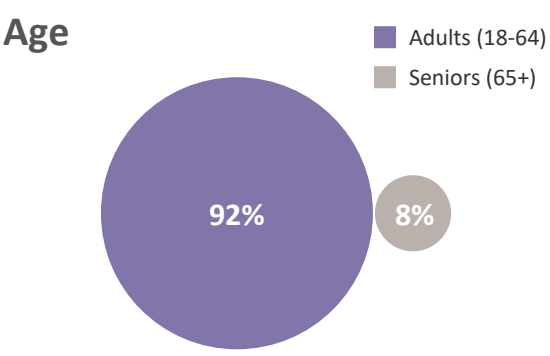
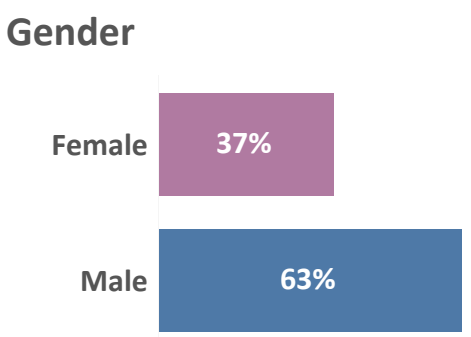
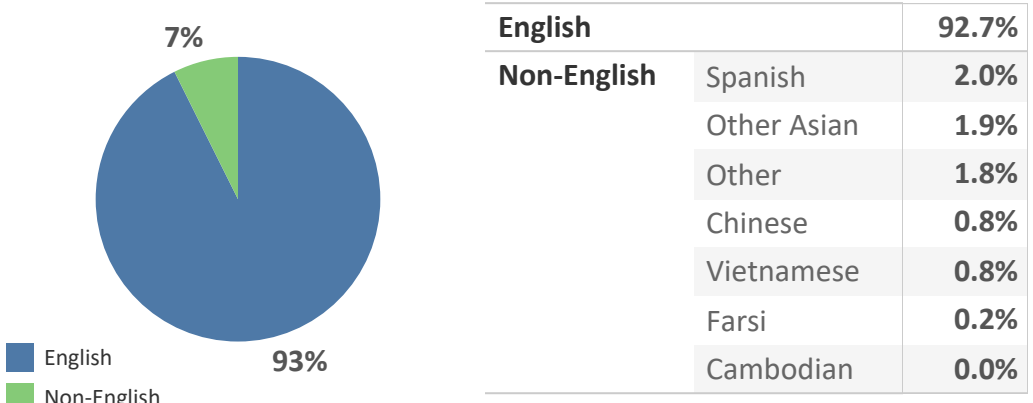
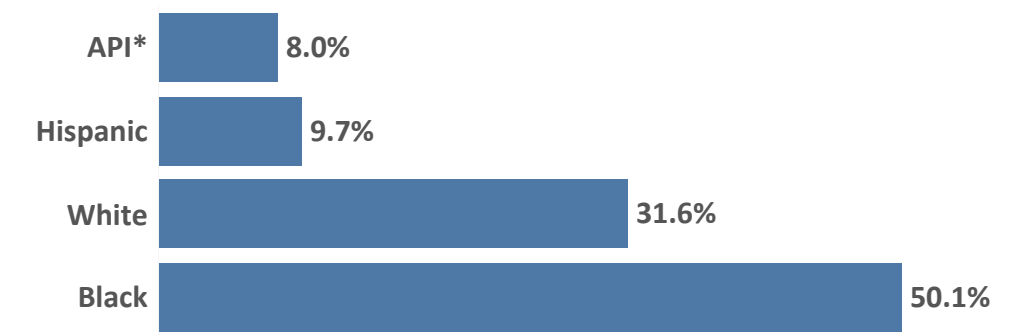
Seniors (65+)	48K
Adults (18-64)	226K
Children (0-17)	117K

Data in this report represent estimates of service delivery units and summary counts. Actual counts may vary from 0% to 5% from similarly published reports. Reported numbers and percents shown here correspond to Medi-Cal clients enrolled by SSA.

% change/difference is calculated relative to the first month in the observed year.

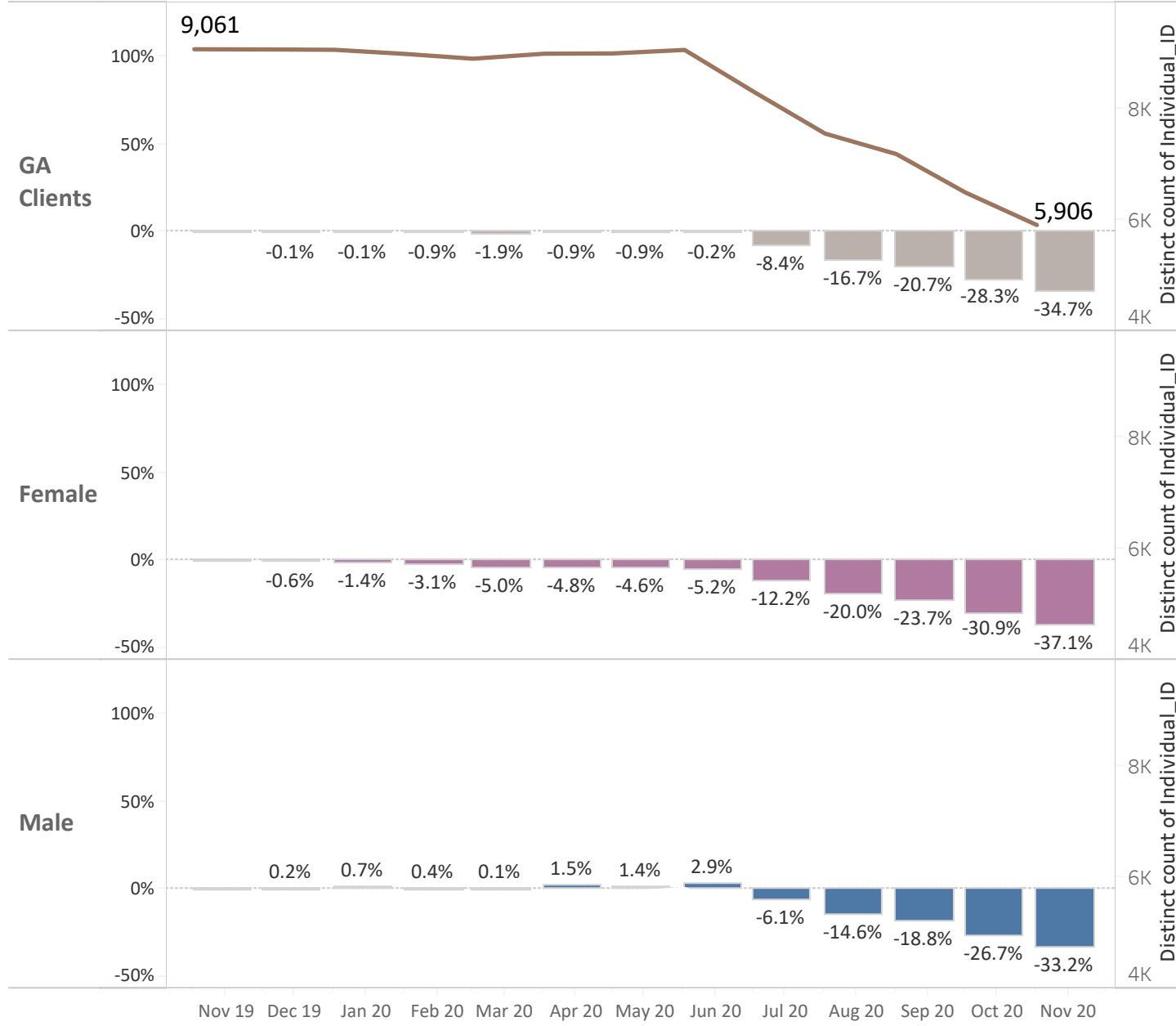
GA Caseload			% Difference
2019	November	8,950	-34.9%
2020	November	5,825	

Ethnicity and Language



General Assistance (GA) provides cash aid to indigent adults and emancipated minors who are legal residents of Alameda County and who have no other means of support.

General Assistance Individuals



% change/difference is calculated relative to the first month in the observed year.

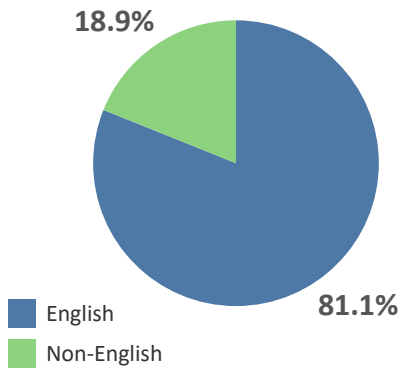
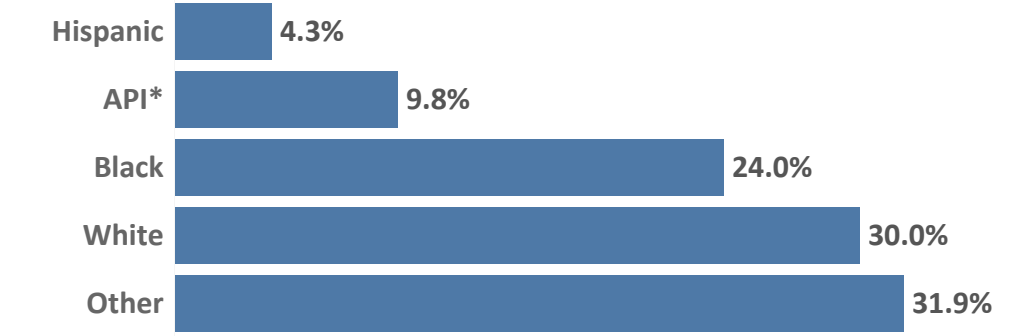
Data in this report represent estimates of service delivery units and summary counts. Actual counts may vary from 0% to 5% from similarly published reports.

Definitions of terms appear on the last page
*Asian/Pacific Islander

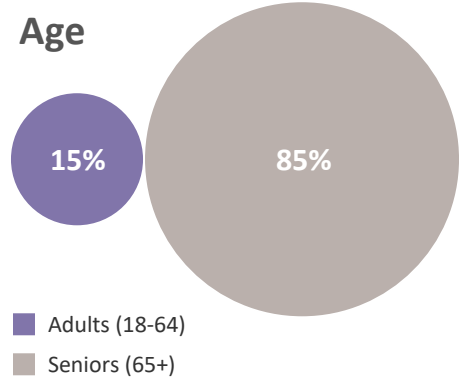
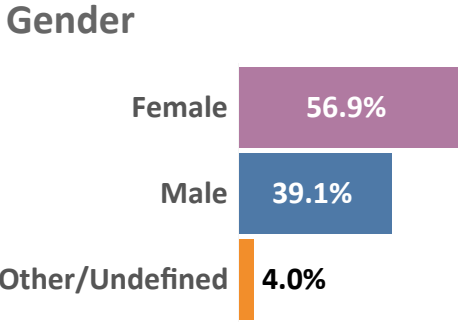
APS Caseload			% Difference
2019	November	1,209	
2020	November	1,374	13.6%

Alameda County Division of Adult Protection (DAP) consists of Adult Protective Services (APS), Office of the Public Guardian-Conservator (PG/PC), and the Public Administrator's Office (PA). Together these programs provide a continuum of services that form a safety net for vulnerable adults.

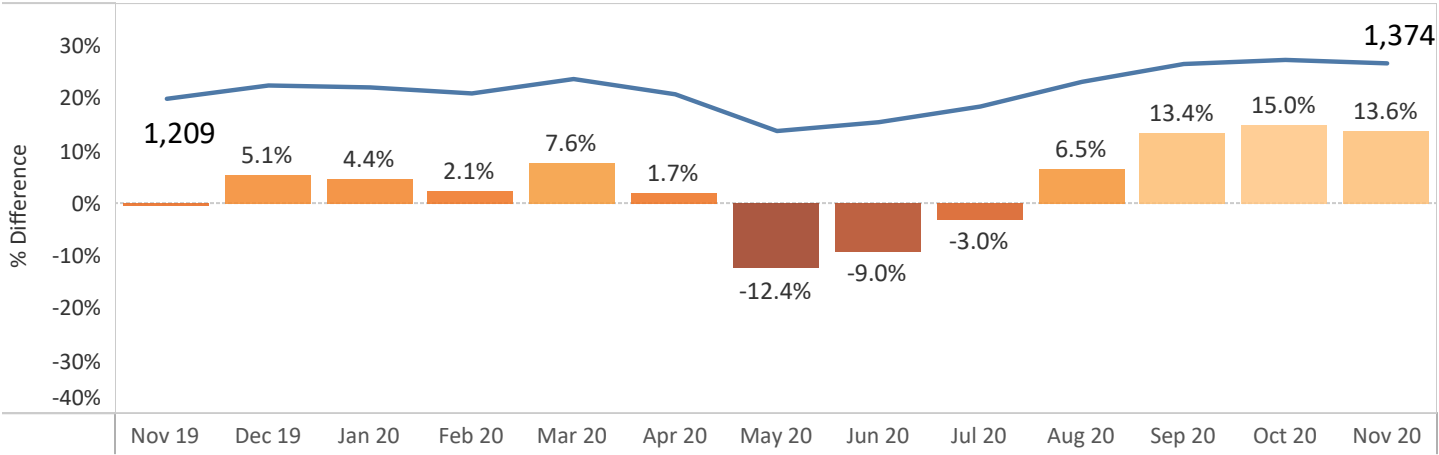
Ethnicity and Language



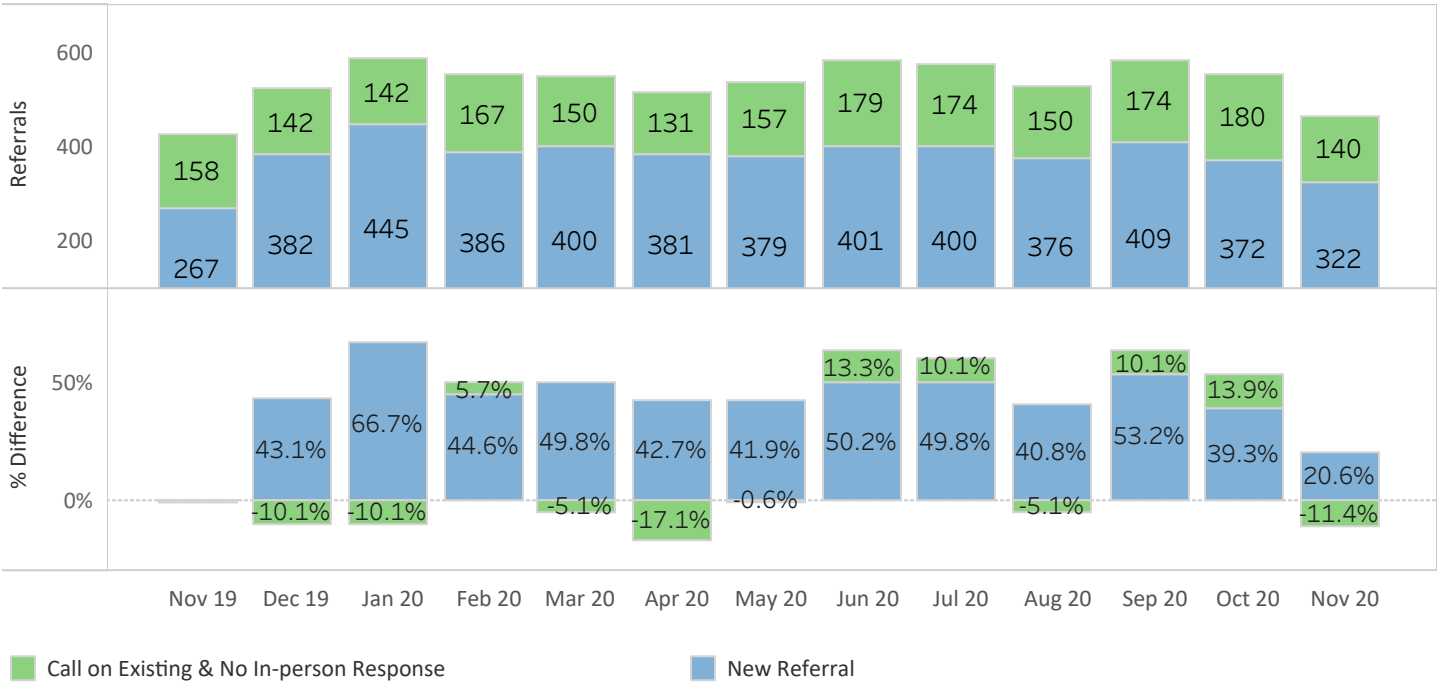
English		81.1%
Non-English	Other	11.7%
	Spanish	2.9%
	Chinese	2.2%
	Other Asian	1.2%
	Farsi	0.5%
	Vietnamese	0.5%



APS Caseload



APS Referrals



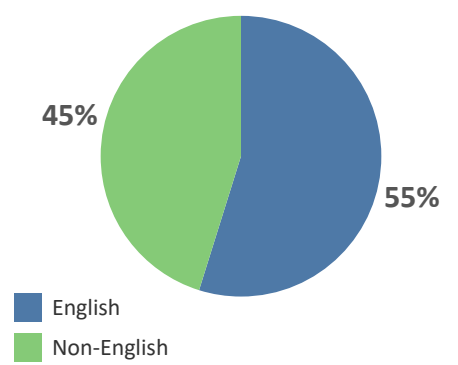
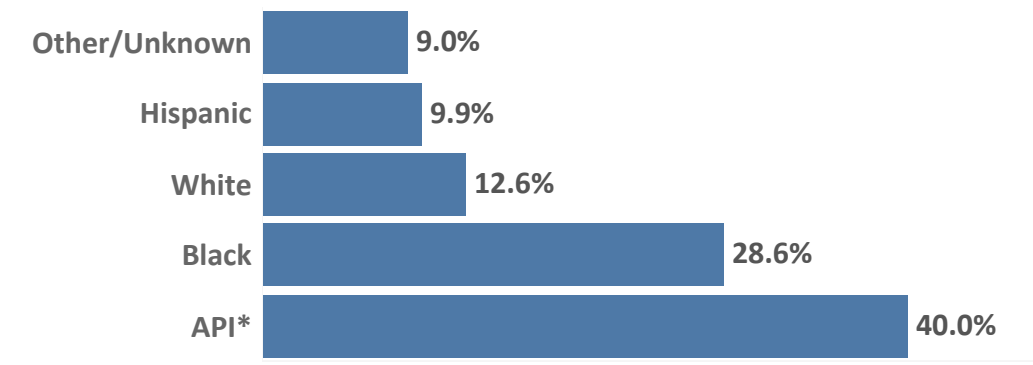
% change/difference is calculated relative to the first month in the observed year.

Data in this report represent estimates of service delivery units and summary counts. Actual counts may vary from 0% to 5% from similarly published reports.

IHSS Caseload			% Difference
2019	November	24.9K	+1.0%
2020	November	25.1K	

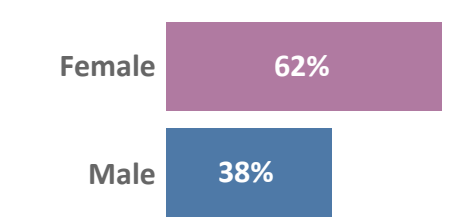
IHSS provides in-home care for the elderly and persons with disabilities to support them in their own homes and communities, rather than placing them in more restrictive and expensive institutional care settings.

Ethnicity and Language

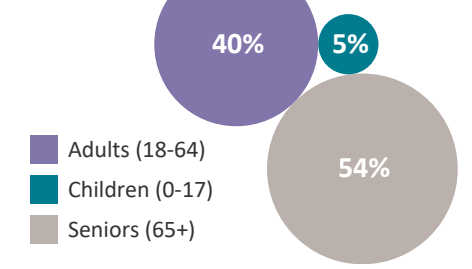


English		54.8%
Non-English		
Chinese		19.7%
Other		6.4%
Spanish		6.3%
Vietnamese		4.0%
Other Asian		4.0%
Farsi		3.7%
Cambodian		1.0%

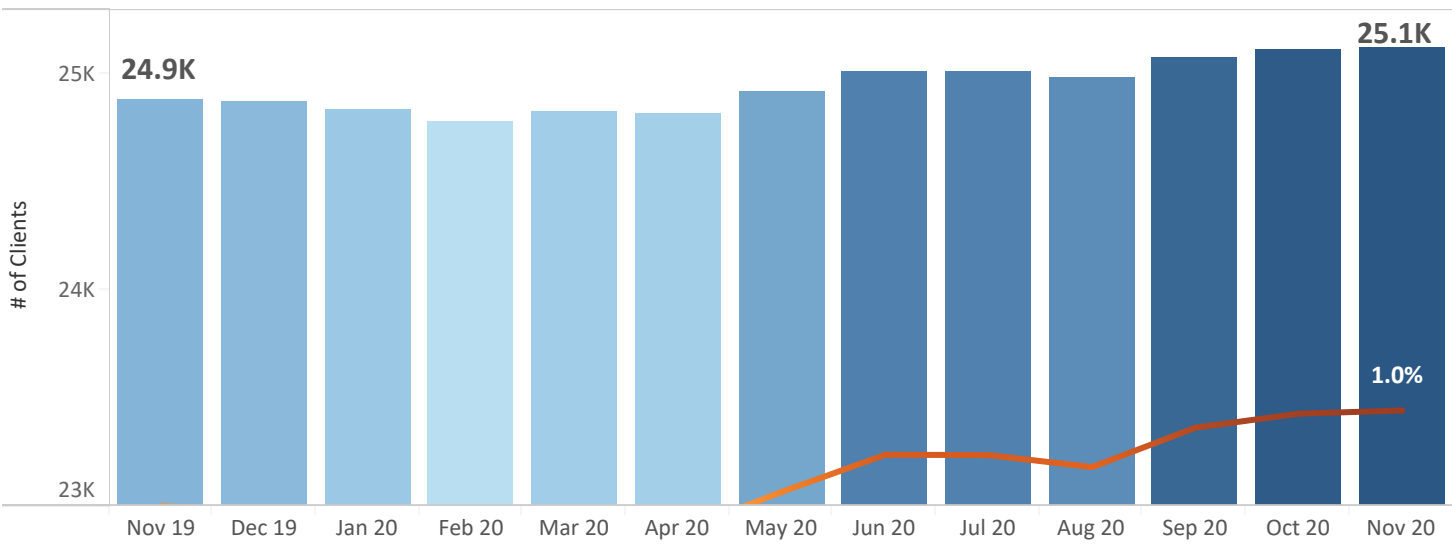
Gender



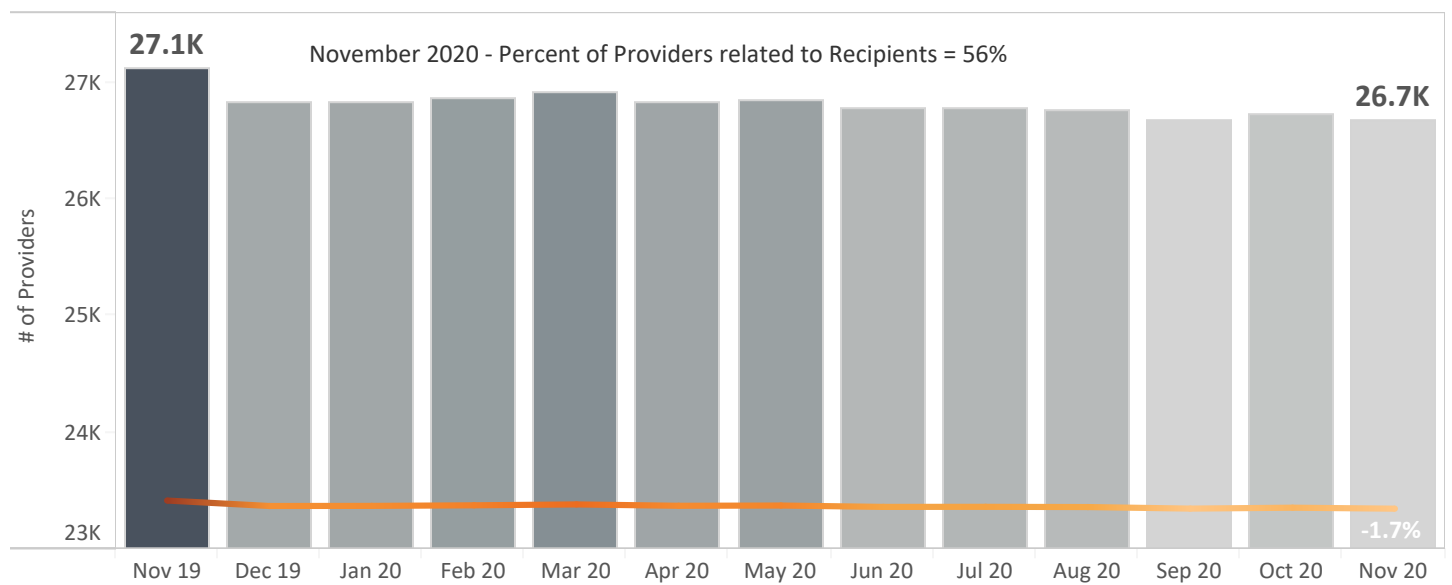
Age



IHSS Recipients



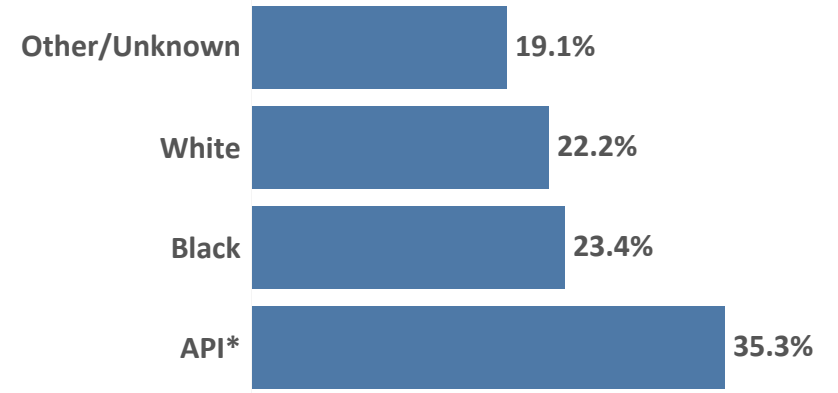
IHSS Providers



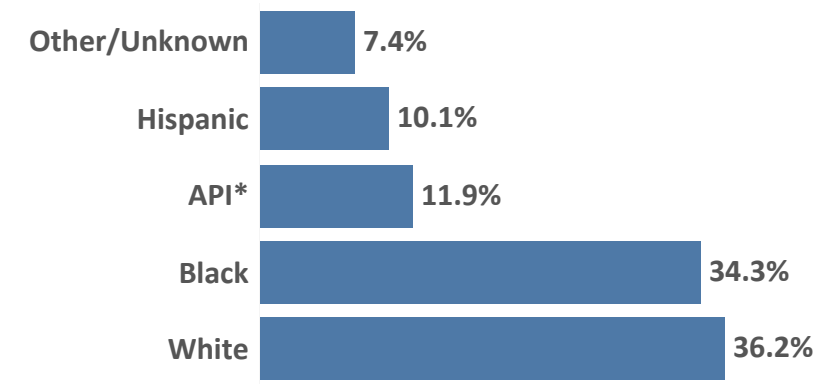
% change/difference is calculated relative to the first month in the observed year.

Data in this report represent estimates of service delivery units and summary counts. Actual counts may vary from 0% to 5% from similarly published reports.

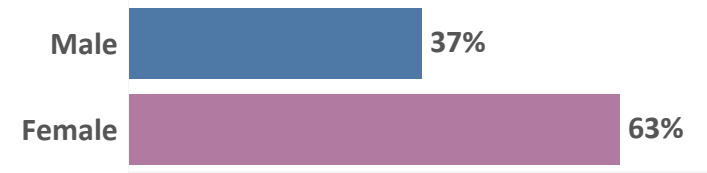
Ethnicity - Congregate Meals



Ethnicity - Home Delivered Meals



Gender - Congregate Meals



Gender - Home Delivered Meals



The Alameda County Area Agency on Aging (AAA) prevents isolation, premature institutionalization, abuse, and negative health outcomes for seniors. In partnership with County-based adult services programs and a wide network of community-based organizations, the AAA provides a continuum of care that is both responsive to seniors' needs and flexible in design.


Access to Nutritious Food

Congregate and home delivered meals are provided to Alameda County seniors who cannot prepare or obtain nutritionally adequate meals for themselves. These meals assist clients in maintaining a nutritious diet.

Total Individuals Served: 12,396



Total Meals Served: 69,298



Data in this report represent estimates of service delivery units and summary counts. Actual counts may vary from 0% to 5% from similarly published reports.

Definitions of terms appear on the last page
*Asian/Pacific Islander

Demographics by Program - Individuals

December 2020

		Medi-Cal		CalFresh		CalWORKs		General Assistance		IHSS		APS		Child Welfare (Placement)		Child Welfare (All Cases)	
Total Persons		391,109	100.0%	126,413	100.0%	16,726	100.0%	5,906	100.0%	25,125	100.0%	1,390	100.0%	1,151	100.0%	1,752	100.0%
Seniors (65+)	Female	28,403	7.3%	13,984	11.1%	1	0.0%	267	4.5%	9,439	37.6%	443	31.9%	0	0.0%	0	0.0%
	Male	19,529	5.0%	9,135	7.2%	6	0.0%	177	3.0%	4,224	16.8%	275	19.8%	0	0.0%	0	0.0%
	Undefined	2	0.0%	0	0.0%	0	0.0%	0	0.0%	0	0.0%	460	33.1%	0	0.0%	0	0.0%
Adults (18-64)	Female	124,520	31.8%	37,440	29.6%	2,393	14.3%	1,891	32.0%	5,778	23.0%	63	4.5%	185	16.1%	207	11.8%
	Male	101,831	26.0%	25,379	20.1%	642	3.8%	3,571	60.5%	4,322	17.2%	59	4.2%	124	10.8%	152	8.7%
	Undefined	9	0.0%	4	0.0%	0	0.0%	0	0.0%	0	0.0%	90	6.5%	0	0.0%	0	0.0%
Children (0-17)	Female	57,421	14.7%	20,004	15.8%	6,917	41.4%	0	0.0%	442	1.8%	0	0.0%	405	35.2%	682	38.9%
	Male	59,393	15.2%	20,467	16.2%	6,767	40.5%	0	0.0%	920	3.7%	0	0.0%	437	38.0%	709	40.5%
	Undefined	1	0.0%	0	0.0%	0	0.0%	0	0.0%	0	0.0%	0	0.0%	0	0.0%	2	0.1%

Ethnicity	391,109	100.0%	126,413	100.0%	16,726	100.0%	5,906	100.0%	25,125	100.0%	1,390	100.0%	1,151	100.0%	1,752	100.0%
API*	90,000	23.0%	21,345	16.9%	906	5.4%	473	8.0%	10,038	40.0%	136	9.8%	59	5.1%	113	6.4%
Black	60,612	15.5%	30,943	24.5%	6,896	41.2%	2,959	50.1%	7,175	28.6%	334	24.0%	551	47.9%	753	43.0%
Hispanic	121,814	31.1%	26,879	21.3%	4,915	29.4%	570	9.7%	2,478	9.9%	60	4.3%	372	32.3%	608	34.7%
Native American	908	0.2%	322	0.3%	40	0.2%	36	0.6%	64	0.3%	4	0.3%	6	0.5%	12	0.7%
White	117,602	30.1%	46,916	37.1%	3,969	23.7%	1,866	31.6%	3,173	12.6%	417	30.0%	152	13.2%	247	14.1%
Other	173	0.0%	8	0.0%	0	0.0%	2	0.0%	2,197	8.7%	439	31.6%	11	1.0%	19	1.1%

Language	391,109	100.0%	126,413	100.0%	16,726	100.0%	5,906	100.0%	25,125	100.0%	1,390	100.0%	1,151	100.0%	1,752	100.0%
English	252,910	64.7%	92,508	73.2%	13,499	80.7%	5,472	92.7%	13,779	54.8%	1,127	81.1%	1,030	89.5%	1,542	88.0%
Cambodian	510	0.1%	348	0.3%	17	0.1%	1	0.0%	250	1.0%	1	0.1%	0	0.0%	0	0.0%
Chinese	30,474	7.8%	10,016	7.9%	60	0.4%	131	2.2%	4,949	19.7%	30	2.2%	2	0.2%	6	0.3%
Farsi	1,649	0.4%	900	0.7%	146	0.9%	9	0.2%	939	3.7%	7	0.5%	2	0.2%	2	0.1%
Other	9,286	2.4%	3,080	2.4%	529	3.2%	104	1.8%	1,610	6.4%	162	11.7%	10	0.9%	18	1.0%
Other Asian	3,793	1.0%	1,011	0.8%	18	0.1%	28	0.5%	1,010	4.0%	15	1.1%	1	0.1%	2	0.1%
Spanish	83,923	21.5%	15,486	12.3%	2,409	14.4%	116	2.0%	1,578	6.3%	41	2.9%	105	9.1%	181	10.3%
Vietnamese	8,564	2.2%	3,064	2.4%	48	0.3%	45	0.8%	1,010	4.0%	7	0.5%	1	0.1%	1	0.1%

Data in this report represent estimates of service delivery units and summary counts. Actual counts may vary from 0% to 5% from similarly published reports.

Definitions of terms appear on the last page
*Asian/Pacific Islander

Individuals by Program and City of Residence

December 2020

		Medi-Cal		CalFresh		CalWORKs		General Assistance		IHSS		APS		Child Welfare	
Total Persons		391,109	100.0%	126,413	100.0%	16,726	100.0%	5,906	100.0%	25,125	100.0%	1,390	100.0%	1,752	100.0%
North County	Alameda	13,720	3.5%	4,364	3.5%	441	2.6%	97	1.6%	958	3.8%	50	3.6%	56	3.2%
	Albany	2,789	0.7%	608	0.5%	81	0.5%	13	0.2%	71	0.3%	11	0.8%	5	0.3%
	Berkeley	14,546	3.7%	6,399	5.1%	455	2.7%	303	5.1%	1,244	5.0%	124	8.9%	45	2.6%
	Emeryville	2,557	0.7%	1,082	0.9%	133	0.8%	51	0.9%	215	0.9%	11	0.8%	11	0.6%
	Oakland	149,745	38.3%	60,512	47.9%	9,017	53.9%	3,662	62.0%	10,982	43.7%	514	37.0%	654	37.3%
	Piedmont	514	0.1%	93	0.1%	2	0.0%	5	0.1%	36	0.1%	13	0.9%		
Tri-City	Fremont	33,450	8.6%	8,014	6.3%	808	4.8%	284	4.8%	2,480	9.9%	118	8.5%	85	4.9%
	Newark	9,267	2.4%	2,275	1.8%	273	1.6%	71	1.2%	620	2.5%	34	2.4%	25	1.4%
	Union City	16,073	4.1%	3,978	3.1%	455	2.7%	87	1.5%	1,250	5.0%	40	2.9%	26	1.5%
Central County	Castro Valley	9,774	2.5%	2,290	1.8%	233	1.4%	74	1.3%	528	2.1%	48	3.5%	28	1.6%
	Hayward	60,810	15.5%	16,613	13.1%	2,387	14.3%	729	12.3%	2,975	11.8%	171	12.3%	175	10.0%
	San Leandro	33,801	8.6%	10,240	8.1%	1,197	7.2%	251	4.2%	1,904	7.6%	100	7.2%	84	4.8%
	San Lorenzo	7,833	2.0%	2,147	1.7%	227	1.4%	48	0.8%	437	1.7%	25	1.8%	26	1.5%
Tri-Valley	Dublin	6,631	1.7%	1,602	1.3%	190	1.1%	28	0.5%	495	2.0%	21	1.5%	13	0.7%
	Livermore	12,445	3.2%	3,060	2.4%	413	2.5%	108	1.8%	465	1.9%	58	4.2%	34	1.9%
	Pleasanton	6,636	1.7%	1,464	1.2%	137	0.8%	33	0.6%	401	1.6%	36	2.6%	24	1.4%
Other	Other	10,518	2.7%	1,672	1.3%	277	1.7%	62	1.0%	64	0.3%	16	1.2%	461	26.3%

Data in this report represent estimates of service delivery units and summary counts. Actual counts may vary from 0% to 5% from similarly published reports.

These are individuals receiving aid from one or more county programs, listed by city of residence. This total does not include Adult & Aging nor add up to the total of all seven programs because individuals may be enrolled in several programs.

CalWORKs

Two Parent Families: Families with children living in the home with two non-disabled, natural or adoptive parents.

Non-Needy Caretaker Relative: Families with children living in the home whose natural or adoptive parents are ineligible or excluded from receiving assistance.

Temporary Assistance for Needy Families (TANF) Timed-Out: Families with children living in the home whose parents are ineligible to receive assistance because an adult head-of-household or spouse of a head-of-household has received federal TANF assistance for a total of 48 cumulative months.

Child-Only: Families with children living in the home whose parents are ineligible to receive assistance.

Total Clients in Welfare to Work: All active CalWORKs adults who have been registered into the Welfare to Work (WTW) program. WTW is the mandatory employment and training program for CalWORKs adults. Clients must register for WTW unless exempted for a condition that prevents them from working. Not all registered WTW clients are actively engaged in the program, as they may be scheduled for activities that have not yet begun, between activities, or non-compliant prior to sanction.

Subsidized Work and Community Experience: Includes public or private sector employment under the close supervision of the activity provider that helps provide basic job skills and can help lead to eventual unsubsidized employment.

Paying Jobs: Includes unsubsidized and subsidized, public and private sector jobs and self-employment.

CalFresh

Non-Assistance CalFresh Individuals: Client receives CalFresh assistance but does not receive a monthly cash grant under the California Work Opportunity and Responsibility to Kids (CalWORKs) program or other state-funded program.

All CalFresh Individuals: All clients receiving CalFresh.

Non-Assistance CalFresh Caseloads: Non-Assistance CalFresh recipients are those who get CalFresh each month, but do not receive a monthly cash grant under the California Work Opportunity and Responsibility to Kids (CalWORKs) program.

All CalFresh Caseloads: All cases receiving CalFresh.

Child Welfare

THP+FC: Transitional Housing Program plus Foster Care, which provides supportive housing for older teens and non-minor dependents.

Non-Minor Dependents: Youth ages 18-20 in Extended Foster Care under AB12.

SILP: Supervised Independent Living Placement.

Guardian Home: Placement with court-appointed legal guardian.

Relative/NREFM: Relative/Non-Relative Extended Family Member.

Group Home: 24-Hour staffed residential and/or treatment facility for foster youth.

Foster Family Home: County licensed foster care home.

Foster Family Agency Home: Foster home certified by a Foster Family Agency.

STRTP: Short Term Residential Therapeutic Program.