

# JANUARY 2025



Alameda County  
Social Services Agency

## SOCIAL SERVICES AGENCY MONTHLY REPORT



This report provides a summary of Child Welfare Services, CalWORKs, CalFresh, Medi-Cal, General Assistance, Adult Protective Services, In-Home Supportive Services, Area Agency on Aging, and Child Care programs by persons and cases per month. Our agency serves almost one in three Alameda County residents. We work collectively and in partnership with over 140 organizations to serve the needs of the community. The data represent estimates of service delivery units and summary counts in January 2025 unless otherwise specified. Actual counts may vary from 0% to 5% from similarly published reports.

### Our Mission

To promote the economic and social well-being of individuals, families, neighborhoods, and communities.

Respect | Integrity | Customer Service | Responsibility | Initiative

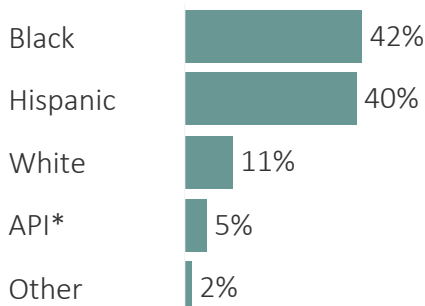
# Child Welfare

Child Welfare (CW) provides services to improve the lives of children and families in Alameda County by serving children and youth who have experienced, or are at risk of experiencing, abuse or neglect.

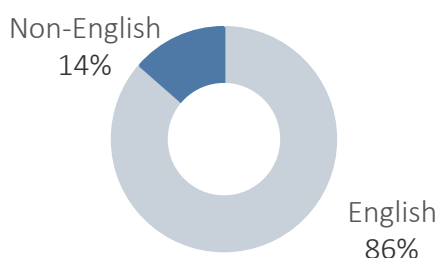
## 1,411 All Cases

+1% Since Jan 24

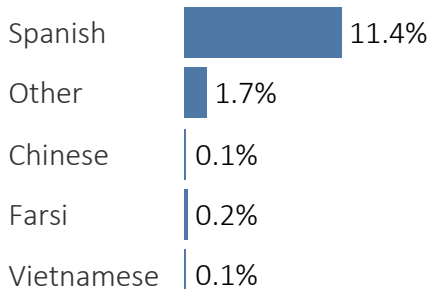
### Ethnicity



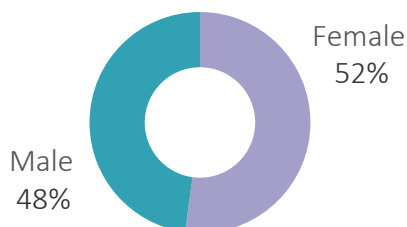
### Language



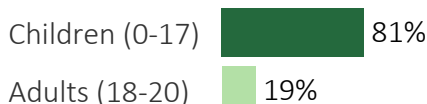
### % Non-English



### Gender



### Age



## 1,146 Cases (0-17)

-2% Since Jan 24

## 693 Placements (0-17)

-5% Since Jan 24

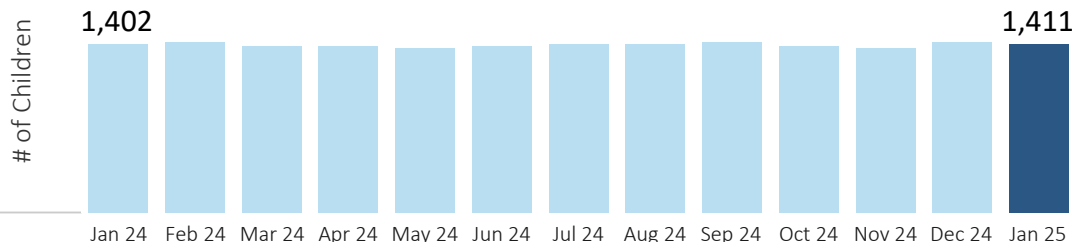
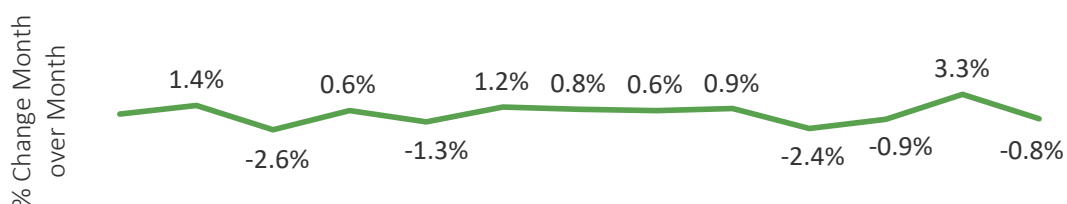
## 265 Cases (18+)

+15% Since Jan 24

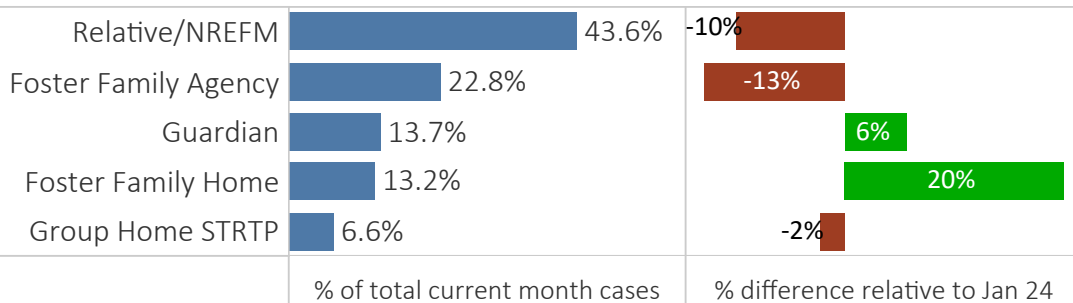
## 230 Placements (18-20)

+10% Since Jan 24

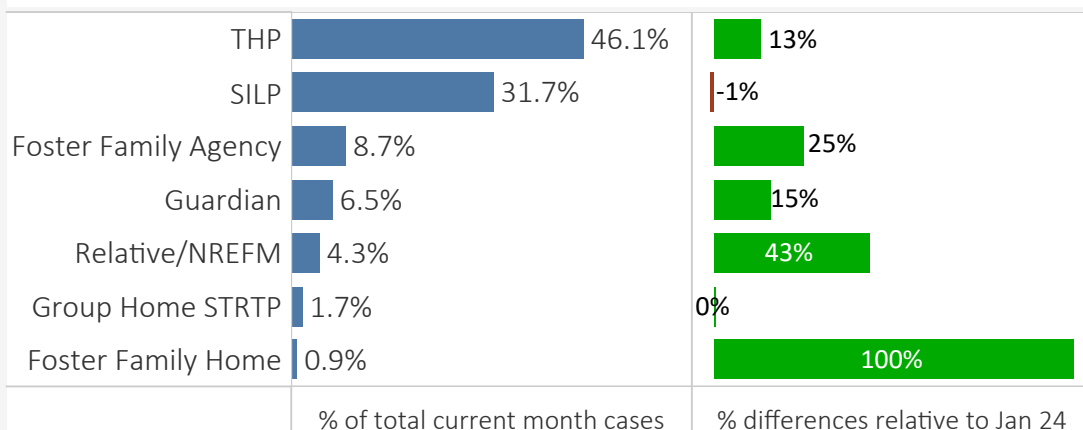
### Child Welfare Cases



### Children (0-17) in Placement by Placement Type



### AB 12: Non-Minor Dependent Youth (18+) by Placement Type



## CalWORKs

The California Work Opportunity and Responsibility to Kids (CalWORKs) Program provides time-limited cash aid, employment assistance and employment support services to eligible adults with children.

**22.9K** Individuals

+10.5% Since Jan 24

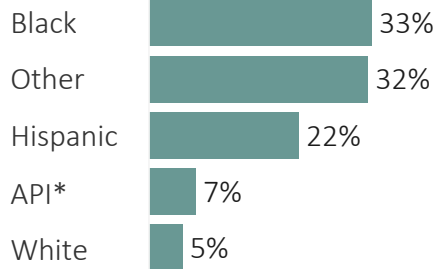
**9.5K** Cases

+8.5% Since Jan 24

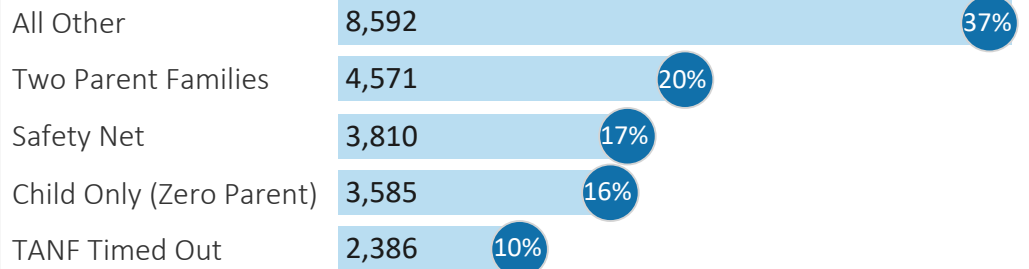
**\$9.1M** Benefits

Issued Jan 25

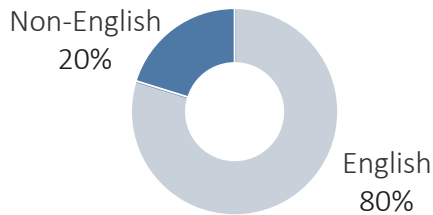
### Ethnicity



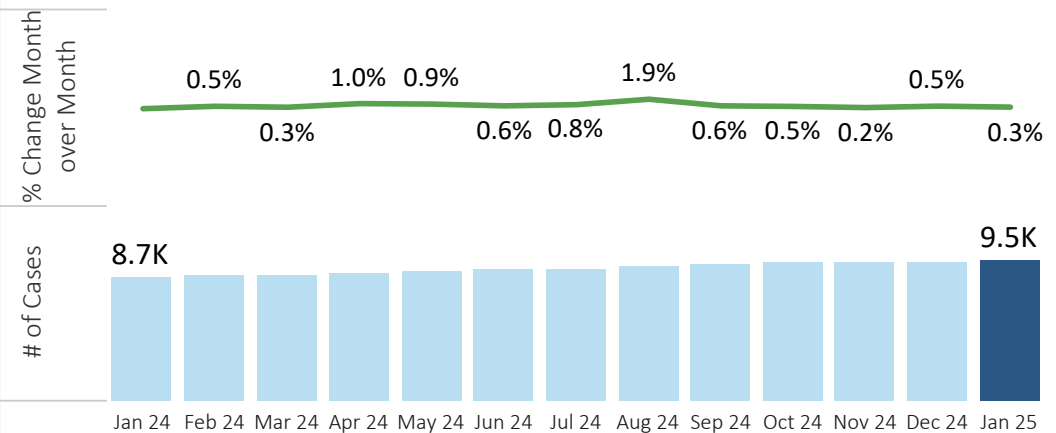
### CalWORKs Type



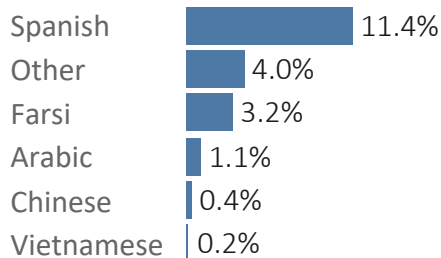
### Language



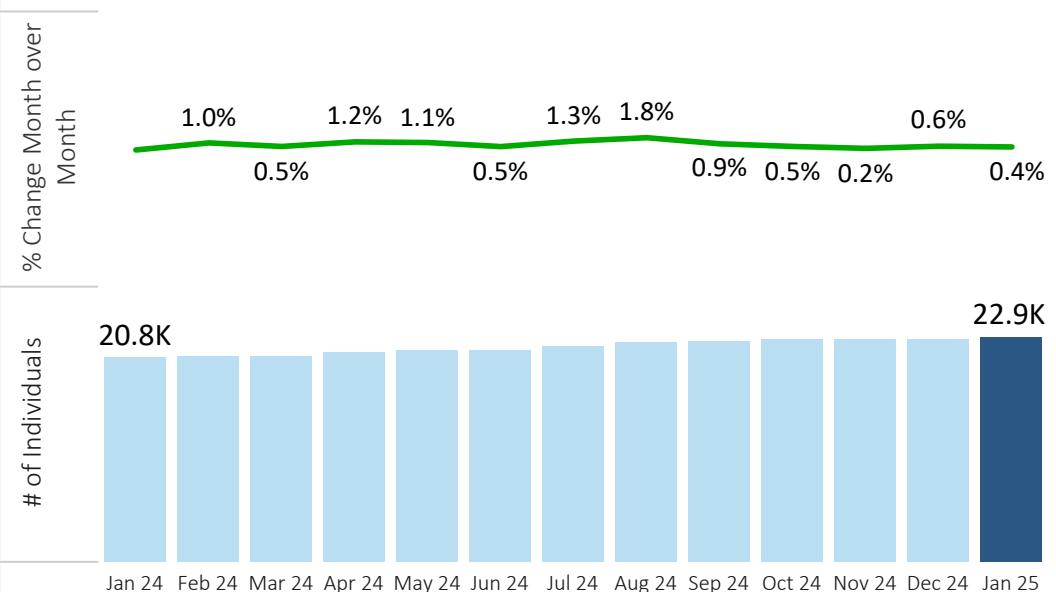
### CalWORKs Cases



### % Non-English



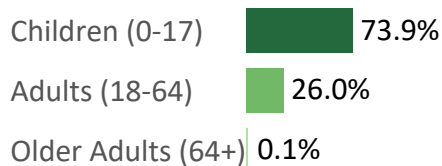
### CalWORKs Individuals



### Gender



### Age



## CalFresh

CalFresh (formerly known as Food Stamps) is California's version of the federal Supplemental Nutrition Assistance Program (SNAP). The CalFresh program helps to improve the health and well-being of qualified households and individuals by providing them a means to meet their nutritional needs.

**178.8K** Individuals

+5.0% Since Jan 24

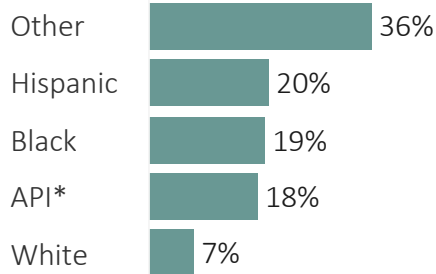
**112.7K** Cases

+5.1% Since Jan 24

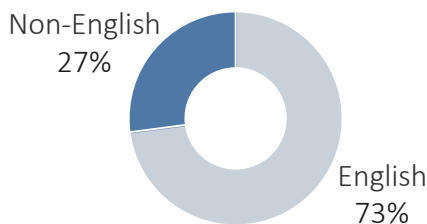
**\$34.2M** Benefits

Issued Jan 25

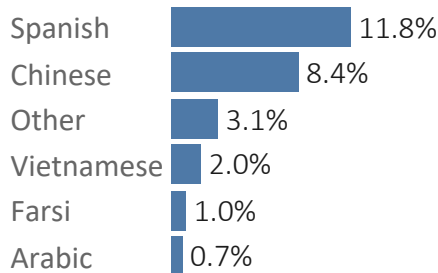
### Ethnicity



### Language



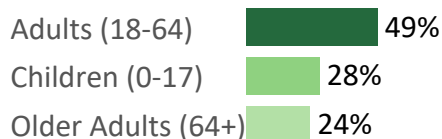
### % Non-English



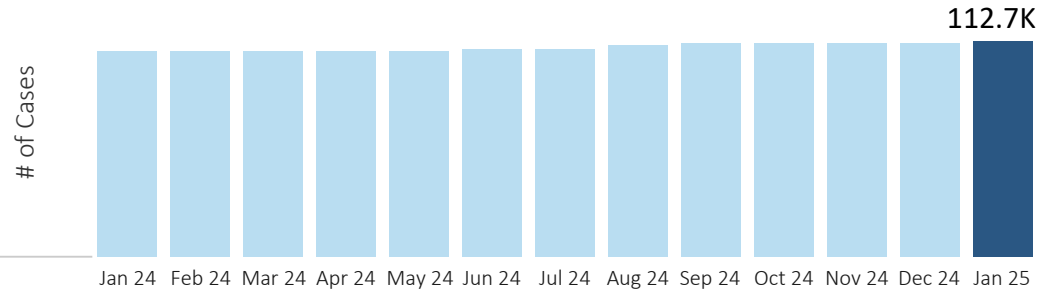
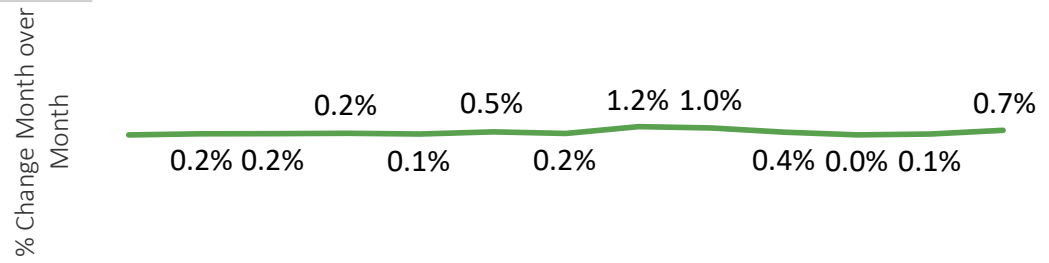
### Gender



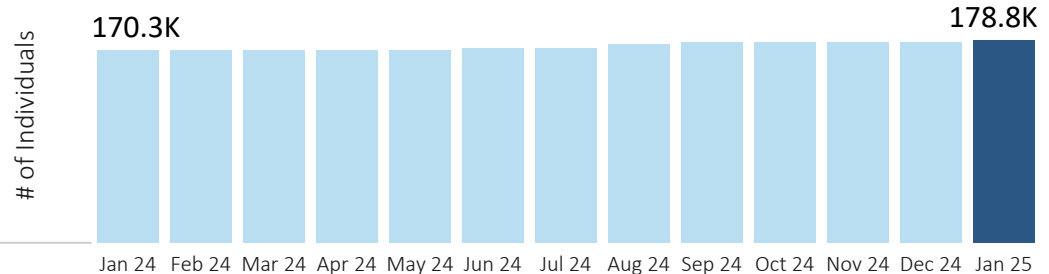
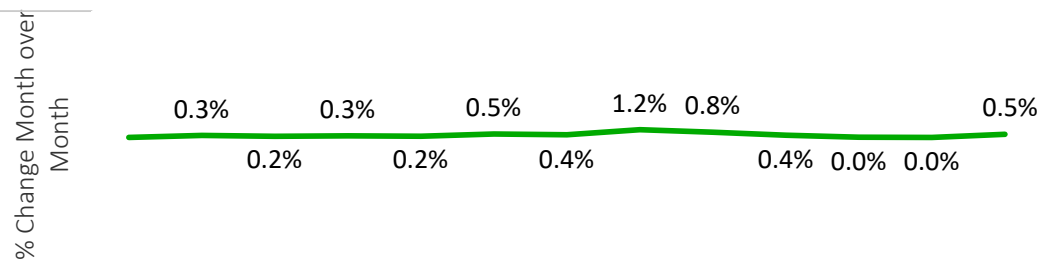
### Age



### CalFresh Cases



### CalFresh Individuals



### Public Assistance & Non-Assistance

*Non-Assistance CalFresh Individuals: Client receives CalFresh assistance but does not receive a monthly cash grant under the California Work Opportunity and Responsibility to Kids (CalWORKs) program or other state-funded program.*

PA: 12%

NA: 88%

## Medi-Cal

Medi-Cal is a public health insurance program which provides needed health care services for low-income individuals including families with children, older adults, persons with disabilities, foster care, pregnant women, and low income people with specific diseases such as tuberculosis, breast cancer, or HIV/AIDS. Medi-Cal is financed equally by the state and federal government.

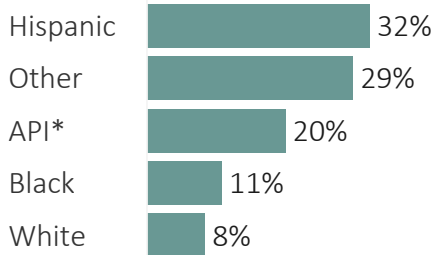
**433.4K** Individuals

- 3.0% Since Jan 24

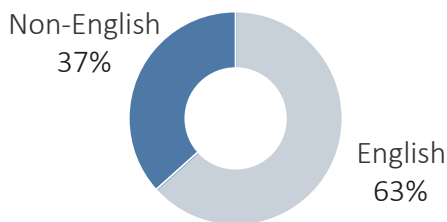
**263.3K** Cases

- 1.3% Since Jan 24

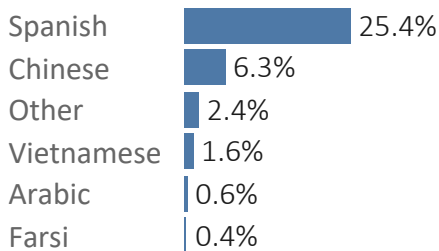
### Ethnicity



### Language



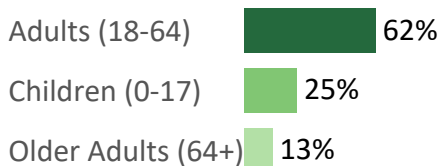
### % Non-English



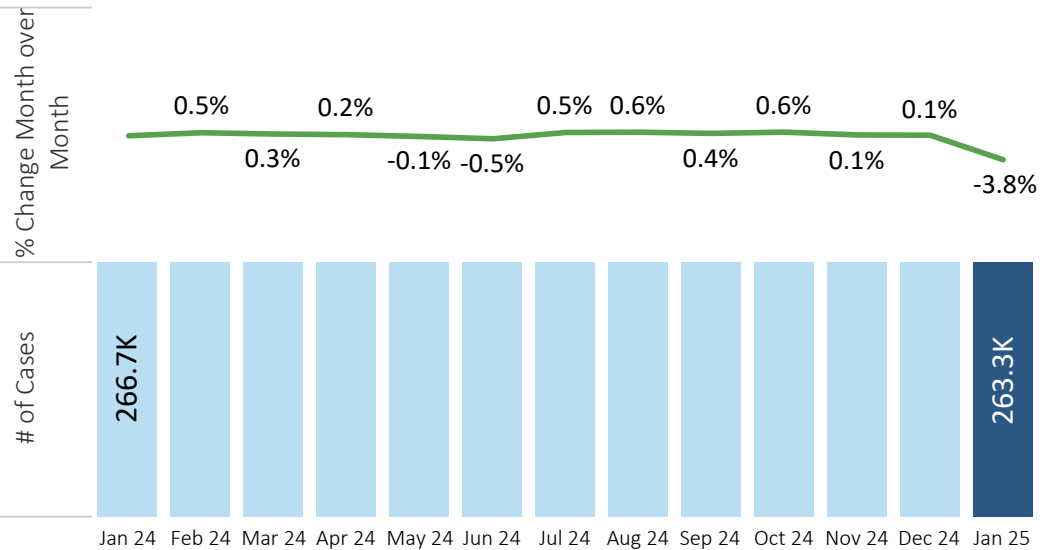
### Gender



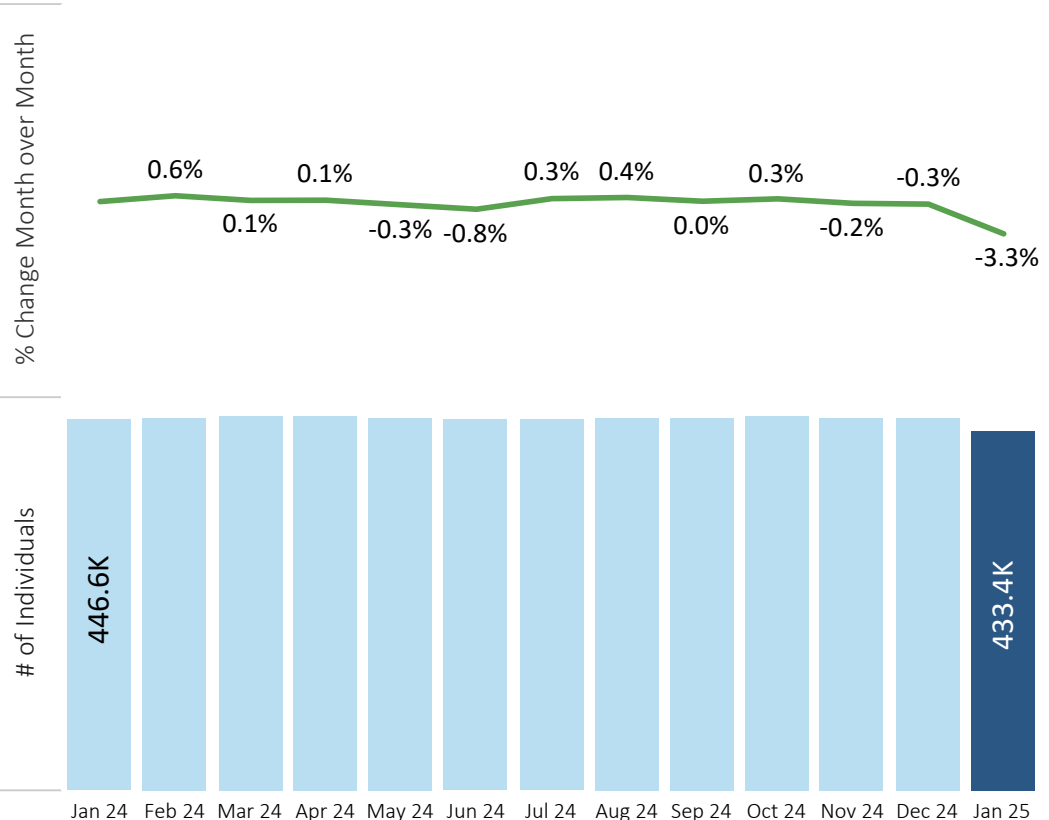
### Age



### Medi-Cal Cases



### Medi-Cal Individuals



## General Assistance

General Assistance (GA) provides cash aid to indigent adults and emancipated minors who are legal residents of Alameda County and who have no other means of support.

**9,165** Individuals

+15.9% Since Jan 24

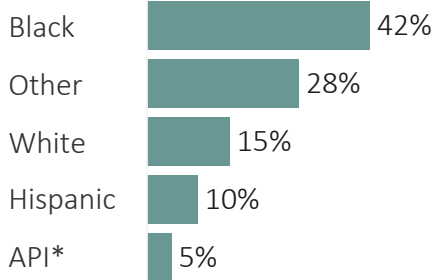
**9,100** Cases

+16.0% Since Jan 24

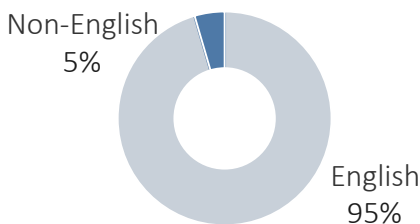
**\$3.1M** Benefits

Issued Jan 25

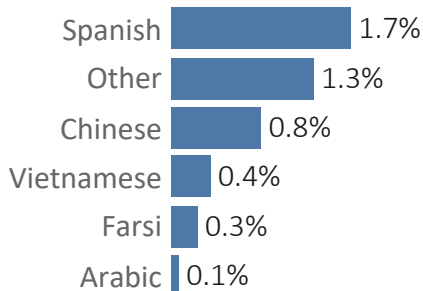
### Ethnicity



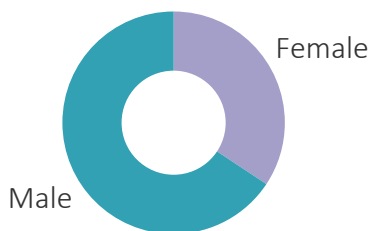
### Language



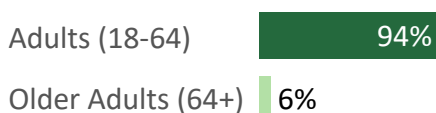
### % Non-English



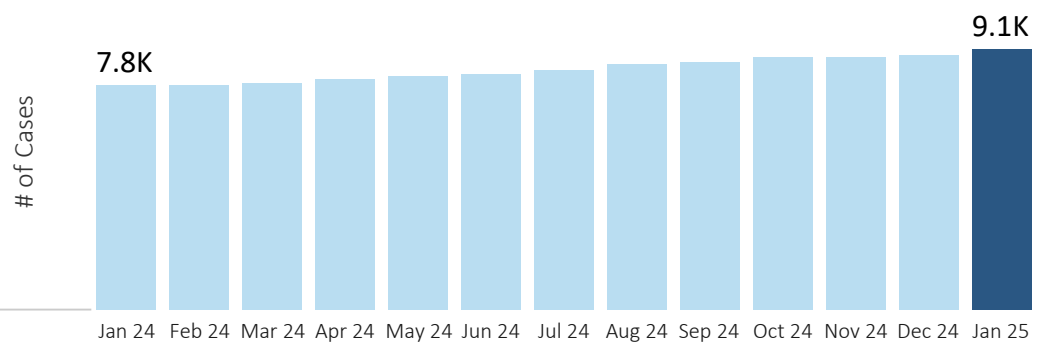
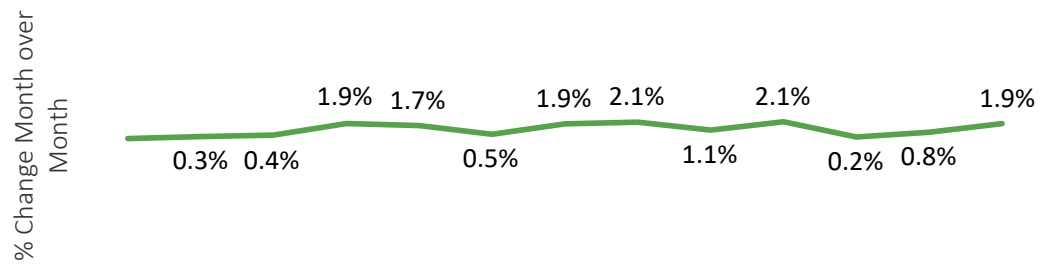
### Gender



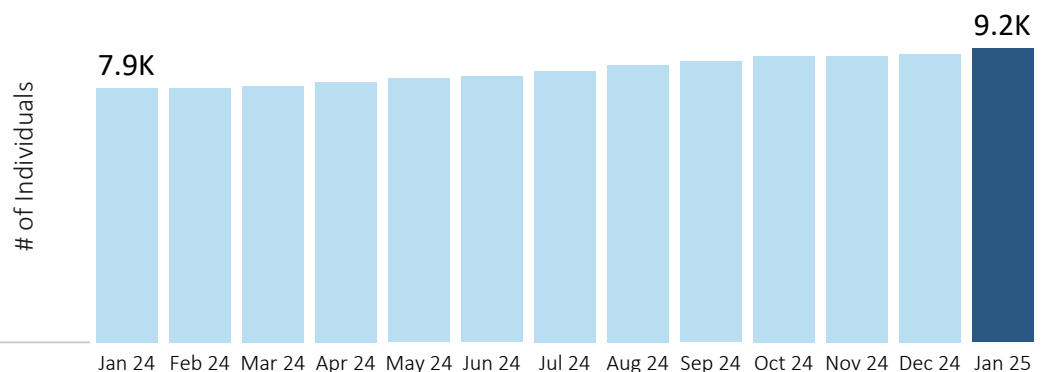
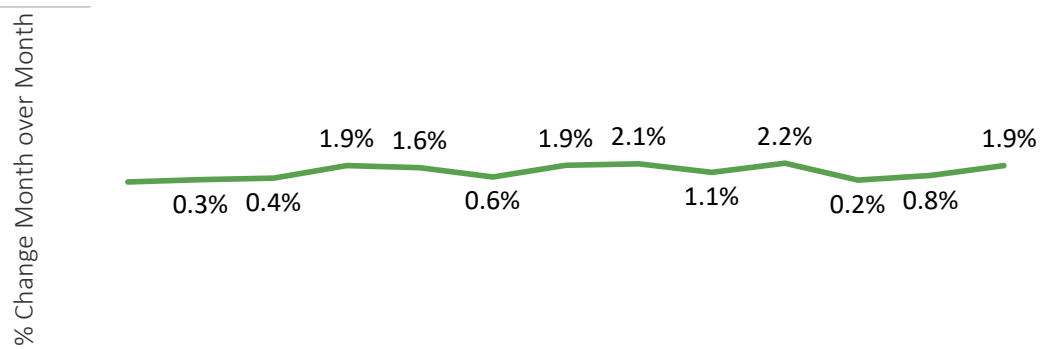
### Age



### General Assistance Cases



### General Assistance Individuals





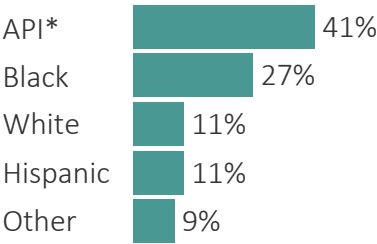
IHSS

In-Home Supportive Services (IHSS) provides in-home care for the elderly and persons with disabilities to support them in their own homes and communities, rather than placing them in more restrictive and expensive institutional care settings.

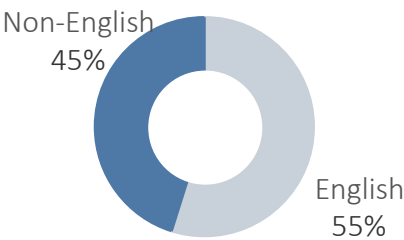
31.9K Individuals

+9% Since Jan 24

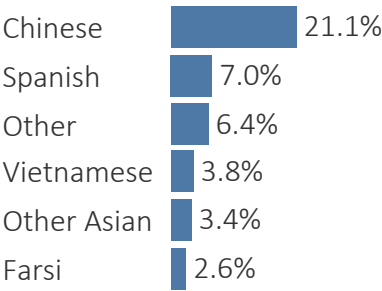
Ethnicity



Language



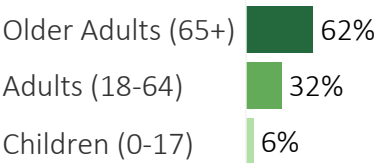
% Non-English



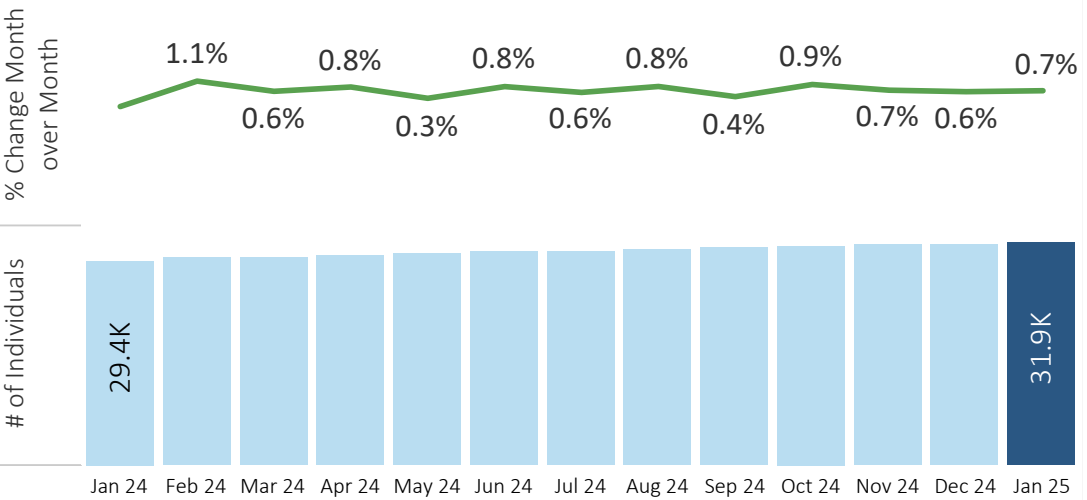
Gender



Age



IHSS Individuals



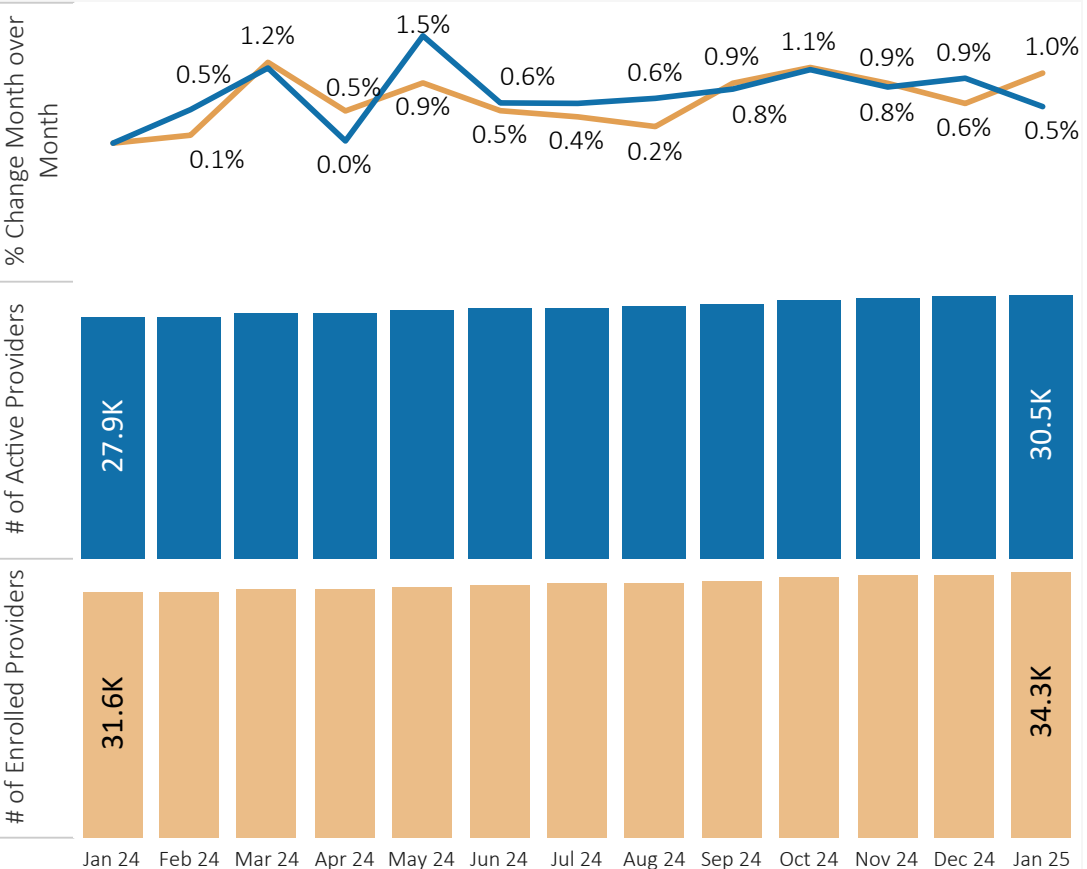
34.3K Enrolled Providers

+8.4% Since Jan 24

30.5K Active Providers

+9% Since Jan 24

Active vs Enrolled IHSS Providers



## Child Care

Child care subsidies are made available to eligible families on a time-limited basis. These subsidies are vital to finding and maintaining employment, education, and training for families and providing an opportunity to support a child's development.

**2,070** Children

+14% Since Jan 24

**1,719** Stage 1

+17% Since Jan 24

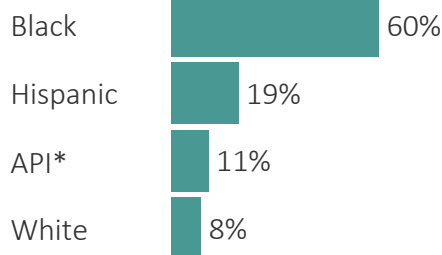
**303** CAPP

+4% Since Jan 24

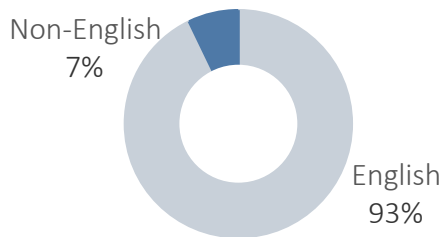
**48** FCCCAP

- 16% Since Jan 24

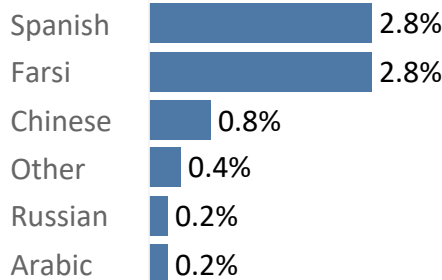
### Ethnicity



### Language



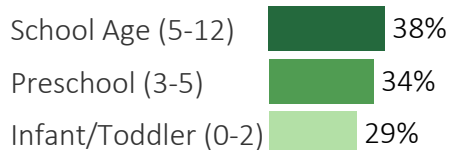
### % Non-English



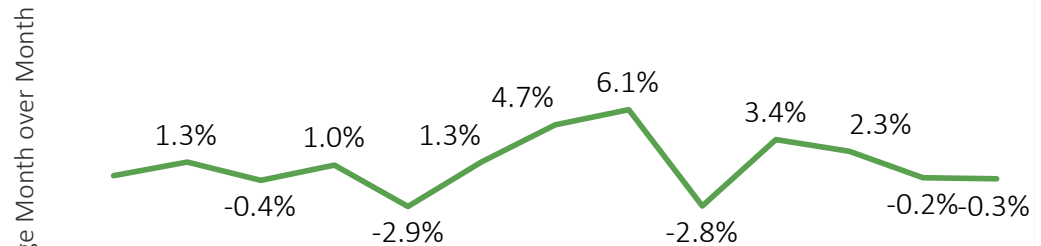
### Gender



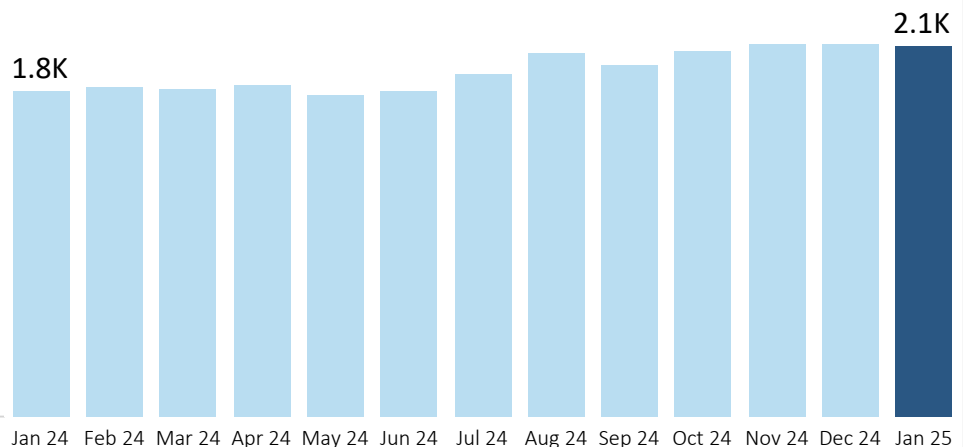
### Age



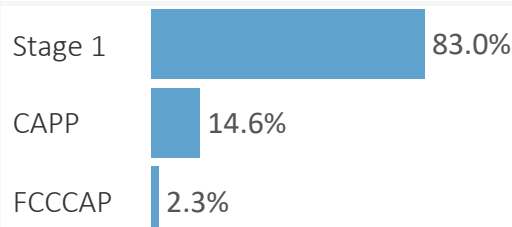
### Child Care Individuals



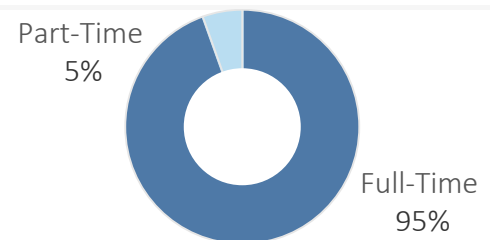
# of Individuals



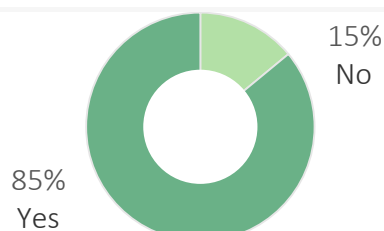
### Child Care Individuals



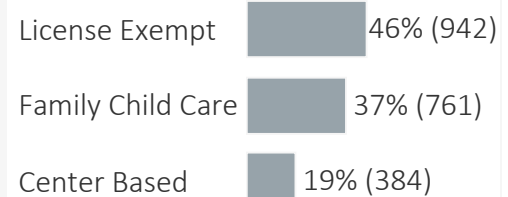
### Full vs. Part-Time



### Single Parent



### Provider Type





# Demographics by Program - Individuals | JAN 2025

		Medi-Cal		CalFresh		CalWORKs		GA		IHSS		Child Welfare		Child Care	
Older Adults (65+) Child Care (5-12)	Female	30,188	7.0%	23,935	13.4%	***	***	210	2.3%	12,967	40.6%	0	0.0%	387	18.7%
	Male	22,947	5.3%	16,275	9.1%	15	0.1%	221	2.4%	6,763	21.2%	0	0.0%	392	18.9%
	Undefined	***	***	***	***	0	0.0%	0	0.0%	0	0.0%	0	0.0%	0	0.0%
Adults (18-64) Child Care (3-5)	Female	142,852	33.0%	51,021	28.5%	4,575	19.9%	2,935	32.0%	5,443	17.0%	147	10.4%	343	16.6%
	Male	128,412	29.6%	38,159	21.3%	1,394	6.1%	5,799	63.3%	4,735	14.8%	118	8.4%	355	17.1%
	Undefined	***	***	***	***	0	0.0%	0	0.0%	0	0.0%	0	0.0%	0	0.0%
Children (0-17) Child Care (0-2)	Female	53,489	12.3%	24,283	13.6%	8,413	36.7%	0	0.0%	616	1.9%	567	40.2%	300	14.5%
	Male	55,508	12.8%	25,124	14.1%	8,546	37.2%	0	0.0%	1,423	4.5%	578	41.0%	292	14.1%
	Undefined	***	***	0	0.0%	0	0.0%	0	0.0%	0	0.0%	***	***	***	***
Age & Gender Totals		433,403		178,802		22,944		9,165		31,947		1,411		2,070	
API*		85,203	19.7%	31,526	17.6%	1,618	7.1%	426	4.6%	13,111	41.0%	75	5.3%	242	11.7%
Black		46,338	10.7%	33,789	18.9%	7,583	33.1%	3,808	41.5%	8,627	27.0%	587	41.6%	1,242	60.0%
Hispanic		137,856	31.8%	34,994	19.6%	5,095	22.2%	873	9.5%	3,579	11.2%	564	40.0%	389	18.8%
Native American		813	0.2%	416	0.2%	58	0.3%	52	0.6%	91	0.3%	***	***	23	1.1%
Other		126,830	29.3%	64,812	36.2%	7,425	32.4%	2,598	28.3%	2,891	9.0%	15	1.1%	0	0.0%
White		36,363	8.4%	13,265	7.4%	1,165	5.1%	1,408	15.4%	3,648	11.4%	161	11.4%	174	8.4%
Ethnicity Totals		433,403		178,802		22,944		9,165		31,947		1,411		2,070	
English		274,768	63.4%	130,465	73.0%	18,313	79.8%	8,751	95.5%	17,528	54.9%	1,220	86.5%	1,922	92.9%
Cambodian		351	0.1%	400	0.2%	***	***	***	***	268	0.8%	***	***	0	0.0%
Chinese		27,112	6.3%	15,041	8.4%	87	0.4%	77	0.8%	6,738	21.1%	***	***	16	0.8%
Farsi		1,830	0.4%	1,854	1.0%	730	3.2%	23	0.3%	843	2.6%	***	***	57	2.8%
Other		11,565	2.7%	5,641	3.2%	1,155	5.0%	115	1.3%	2,057	6.4%	23	1.6%	17	0.8%
Other Asian		1,129	0.3%	657	0.4%	***	***	***	***	1,078	3.4%	0	0.0%	0	0.0%
Spanish		109,925	25.4%	21,145	11.8%	2,610	11.4%	153	1.7%	2,230	7.0%	161	11.4%	57	2.8%
Vietnamese		6,723	1.6%	3,599	2.0%	35	0.2%	33	0.4%	1,205	3.8%	***	***	***	***
Language Totals		433,403		178,802		22,944		9,165		31,947		1,411		2,070	

Data in this report represent estimates of service delivery units and summary counts. Actual counts may vary from 0% to 5% from similarly published reports.

\*Asian/Pacific Islander

\*\* as of January 2022, APS Age Groups are Adults (18-59) and Older Adults (60+)

\*\*\* Per California Department of Social Services guidelines (2019), data for groups under 11 has been suppressed to protect privacy.

# Individuals by Program and City of Residence | JAN 2025

		Medi-Cal		CalFresh		CalWORKs		GA		IHSS		Child Welfare		Child Care	
North County	Alameda	14,359	3.3%	6,679	3.7%	801	3.5%	173	1.9%	1,383	4.3%	40	2.8%	42	2.0%
	Albany	2,868	0.7%	925	0.5%	93	0.4%	16	0.2%	94	0.3%	***	***	***	***
	Berkeley	15,706	3.6%	11,679	6.5%	464	2.0%	393	4.3%	1,416	4.4%	49	3.4%	53	2.6%
	Emeryville	3,082	0.7%	1,492	0.8%	181	0.8%	77	0.8%	306	1.0%	***	***	24	1.2%
	Oakland	157,103	36.2%	78,732	44.0%	11,247	49.0%	5,755	62.8%	13,157	41.2%	426	29.6%	1,024	49.5%
	Piedmont	592	0.1%	133	0.1%	***	***	***	***	41	0.1%	***	***	0	0.0%
Tri-City	Fremont	40,992	9.5%	13,385	7.5%	2,000	8.7%	461	5.0%	3,182	10.0%	28	1.9%	186	9.0%
	Newark	10,327	2.4%	3,084	1.7%	364	1.6%	80	0.9%	747	2.3%	17	1.2%	30	1.4%
	Union City	16,448	3.8%	5,728	3.2%	610	2.7%	91	1.0%	1,423	4.5%	23	1.6%	51	2.5%
Central County	Castro Valley	11,134	2.6%	3,425	1.9%	346	1.5%	68	0.7%	724	2.3%	40	2.8%	42	2.0%
	Hayward	70,612	16.3%	24,376	13.6%	3,346	14.6%	1,284	14.0%	3,831	12.0%	126	8.8%	285	13.8%
	San Leandro	36,666	8.5%	14,221	8.0%	1,548	6.7%	254	2.8%	2,821	8.8%	78	5.4%	124	6.0%
	San Lorenzo	8,330	1.9%	2,718	1.5%	254	1.1%	45	0.5%	617	1.9%	17	1.2%	26	1.3%
Tri-Valley	Dublin	8,674	2.0%	2,752	1.5%	255	1.1%	47	0.5%	729	2.3%	16	1.1%	37	1.8%
	Livermore	14,615	3.4%	4,536	2.5%	516	2.2%	207	2.3%	745	2.3%	32	2.2%	70	3.4%
	Pleasanton	8,791	2.0%	2,325	1.3%	312	1.4%	33	0.4%	622	1.9%	20	1.4%	42	2.0%
Other	Other	13,104	3.0%	2,612	1.5%	603	2.6%	180	2.0%	109	0.3%	513	35.6%	31	1.5%
Residence Totals		433,403		178,802		22,944		9,165		31,947		1,440		2,070	

Data in this report represent estimates of service delivery units and summary counts. Actual counts may vary from 0% to 5% from similarly published reports.

These individuals receive aid from one or more county programs, listed by city of residence. The total excludes Adult & Aging and doesn't sum all programs, as some are enrolled in multiple.  
 \*\*\* Per California Department of Social Services guidelines (2019), data for groups under 11 has been suppressed to protect privacy.

# Cases by Program and City of Residence | JAN 2025

		Medi-Cal		CalFresh		CalWORKs		GA		IHSS		Child Welfare		Child Care	
North County	Alameda	9,755	3.7%	4,417	3.9%	379	4.0%	219	2.4%	1,383	4.3%	40	2.8%	42	2.0%
	Albany	1,803	0.7%	655	0.6%	36	0.4%	22	0.2%	94	0.3%	***	***	***	***
	Berkeley	12,947	4.9%	10,839	9.6%	281	3.0%	490	5.4%	1,416	4.4%	49	3.4%	53	2.6%
	Emeryville	2,348	0.9%	1,141	1.0%	106	1.1%	94	1.0%	306	1.0%	***	***	24	1.2%
	Oakland	95,430	36.2%	49,000	43.5%	4,674	49.4%	5,439	59.8%	13,157	41.2%	426	29.6%	1,024	49.5%
	Piedmont	429	0.2%	95	0.1%	***	***	***	***	41	0.1%	***	***	0	0.0%
Tri-City	Fremont	26,119	9.9%	8,187	7.3%	760	8.0%	529	5.8%	3,182	10.0%	28	1.9%	186	9.0%
	Newark	5,963	2.3%	1,752	1.6%	129	1.4%	71	0.8%	747	2.3%	17	1.2%	30	1.4%
	Union City	9,043	3.4%	2,946	2.6%	165	1.7%	72	0.8%	1,423	4.5%	23	1.6%	51	2.5%
Central County	Castro Valley	7,128	2.7%	2,246	2.0%	173	1.8%	93	1.0%	724	2.3%	40	2.8%	42	2.0%
	Hayward	42,724	16.2%	15,515	13.8%	1,547	16.3%	1,432	15.7%	3,831	12.0%	126	8.8%	285	13.8%
	San Leandro	18,908	7.2%	7,362	6.5%	497	5.3%	189	2.1%	2,821	8.8%	78	5.4%	124	6.0%
	San Lorenzo	4,335	1.6%	1,443	1.3%	82	0.9%	30	0.3%	617	1.9%	17	1.2%	26	1.3%
Tri-Valley	Dublin	5,680	2.2%	1,671	1.5%	107	1.1%	62	0.7%	729	2.3%	16	1.1%	37	1.8%
	Livermore	8,768	3.3%	2,693	2.4%	202	2.1%	201	2.2%	745	2.3%	32	2.2%	70	3.4%
	Pleasanton	5,243	2.0%	1,295	1.1%	80	0.8%	22	0.2%	622	1.9%	20	1.4%	42	2.0%
Other	Other	6,706	2.5%	1,422	1.3%	245	2.6%	134	1.5%	109	0.3%	513	35.6%	31	1.5%
Total		263,329		112,679		9,465		9,100		31,947		1,440		2,070	

Data in this report represent estimates of service delivery units and summary counts. Actual counts may vary from 0% to 5% from similarly published reports.

Total cases in Medi-Cal, CalFresh, CalWORKs, and General Assistance reflect the number of families aided, while cases in IHSS, APS, Child Welfare, and Child Care represent individuals aided.  
 \*\*\* Per California Department of Social Services guidelines (2019), data for groups under 11 has been suppressed to protect privacy.

## CalWORKs

**Two Parent Families:** Families with children living in the home with two non-disabled, natural or adoptive parents.

**Safety Net:** Families with children living in the home whose natural or adoptive parents are ineligible or excluded from receiving assistance.

**Temporary Assistance for Needy Families (TANF) Timed-Out:** Families with children living in the home whose parents are ineligible to receive assistance because an adult head-of-household or spouse of a head-of-household has received federal TANF assistance for a total of 48 cumulative months.

**Child-Only (Zero Parent):** Families with children living in the home whose parents are ineligible to receive assistance.

## CalFresh

**Non-Assistance CalFresh Individuals:** Client receives CalFresh assistance but does not receive a monthly cash grant under the California Work Opportunity and Responsibility to Kids (CalWORKs) program or other state-funded program.

**All CalFresh Individuals:** All clients receiving CalFresh.

**Non-Assistance CalFresh Caseloads:** Non-Assistance CalFresh recipients are those who get CalFresh each month, but do not receive a monthly cash grant under the California Work Opportunity and Responsibility to Kids (CalWORKs) program.

**All CalFresh Caseloads:** All cases receiving CalFresh.

## Child Welfare

**Non-Minor Dependents:** Youth ages 18-20 in Extended Foster Care under AB12.

**SILP:** Supervised Independent Living Placement.

**Guardian Home:** Placement with court-appointed legal guardian.

**Relative/NREFM:** Relative/Non-Relative Extended Family Member.

**Group Home:** 24-Hour staffed residential and/or treatment facility for foster youth.

**Foster Family Home:** County licensed foster care home.

**Foster Family Agency Home:** Foster home certified by a Foster Family Agency.

**STRTP:** Short Term Residential Therapeutic Program.

**THP+FC:** Transitional Housing Program plus Foster Care, which provides supportive housing for older teens and non-minor dependents.

## Child Care

**CalWORKs Stage One:** Supports a family's access to immediate and continuous child care as parents/caregivers participate in their welfare-to-work activities.

**California Alternative Payment Program (CAPP):** Provides child care to low to moderate income families. Families must be working, enrolled in training towards a vocational goal, physically or mentally incapacitated, or seeking employment.

**Foster Care Child Care Allowance Program (FCCAP):** Provides a time limited "bridge" to longer term child care solutions. The program is used at the time of placement to stabilize children in the best possible setting.

**Single Parent:** Sole parent/caretaker who lives with and is legally/financially responsible for the child.

**Licensed Family Child Care (FCC):** A business which provides child care in an individual's private home. FCCs vary widely from a home that can care for a few children up to a large family child care home that cares for up to 14 children.

**Center-Based Program (also known as "Child Care Center" or "Day Care Center"):** Any child care facility of any capacity, other than a family child care home as defined in Education Code Section 102352f.(1).

**License-Exempt:** Child care providers who can operate legally without a license.

*The 'Other' category in this report includes responses with no data, declined answers, data entry or spelling errors, and/or categories representing less than 1% of the total*

## Program | Data Sources | Methodology

Workforce & Benefits Admin | CalSAWS | SQL query for custom data extraction by CalSAWS, approved by program staff  
Children & Family Services | CWS-CMS, SafeMeasures | Custom data extract provided by program staff, Open Cases Report  
Adult & Aging Services | LEAP, CMIPS II | Custom data extract provided by program staff and ITD  
Govt & Community Relations | Child Care | Multiple contractor database | Custom data extract provided by contract staff

\*\*\*To comply with California Department of Social Services Data De-Identification Reference Guide (2019), data representing fewer than 11 individuals has been suppressed to protect privacy and prevent potential identification of specific persons. See

[California Department of Social Services Data De-Identification Reference Guide](#)