

FEBRUARY 2025



Alameda County
Social Services Agency

SOCIAL SERVICES AGENCY MONTHLY REPORT



This report provides a summary of Child Welfare Services, CalWORKs, CalFresh, Medi-Cal, General Assistance, Adult Protective Services, In-Home Supportive Services, Area Agency on Aging, and Child Care programs by persons and cases per month. Our agency serves almost one in three Alameda County residents. We work collectively and in partnership with over 140 organizations to serve the needs of the community. The data represent estimates of service delivery units and summary counts in February 2025 unless otherwise specified. Actual counts may vary from 0% to 5% from similarly published reports.

Our Mission

To promote the economic and social well-being of individuals, families, neighborhoods, and communities.

Respect | Integrity | Customer Service | Responsibility | Initiative

Child Welfare

Child Welfare (CW) provides services to improve the lives of children and families in Alameda County by serving children and youth who have experienced, or are at risk of experiencing, abuse or neglect.

1,397 All Cases

-2% Since Feb 24

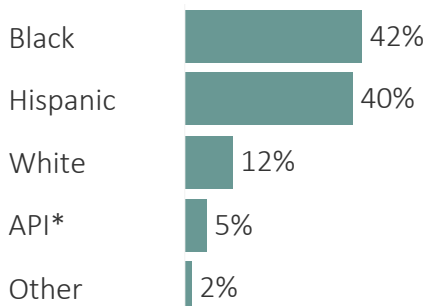
1,127 Cases (0-17)

-5% Since Feb 24

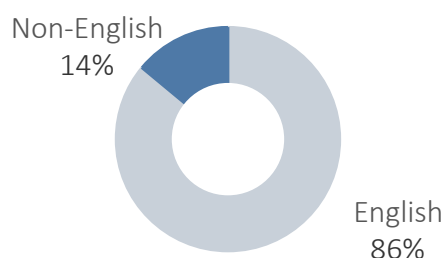
270 Cases (18+)

+13% Since Feb 24

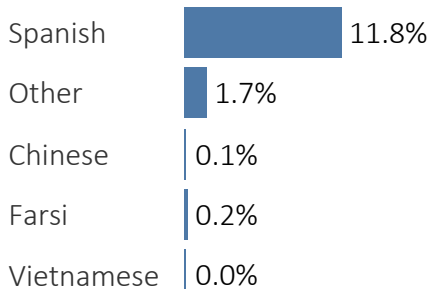
Ethnicity



Language



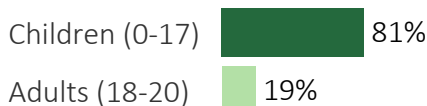
% Non-English



Gender



Age



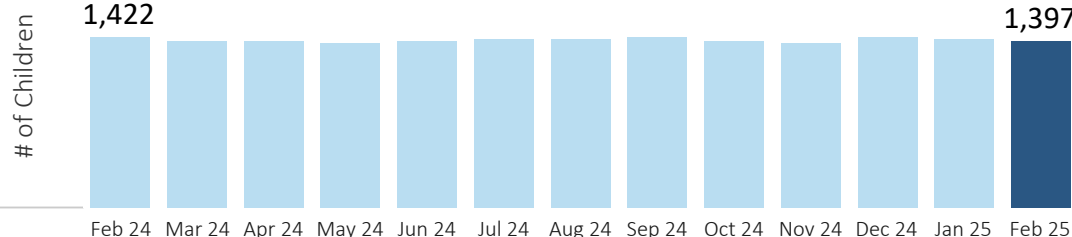
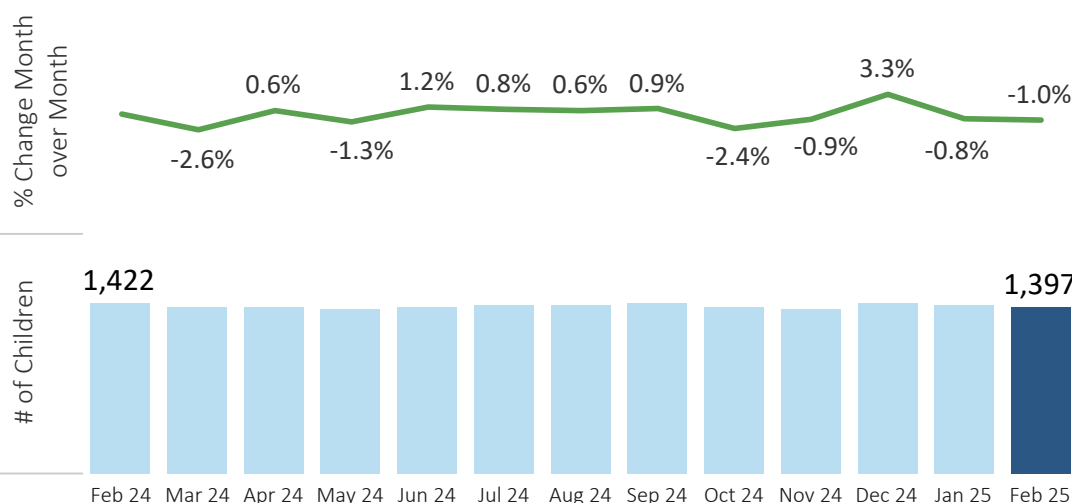
690 Placements (0-17)

-6% Since Feb 24

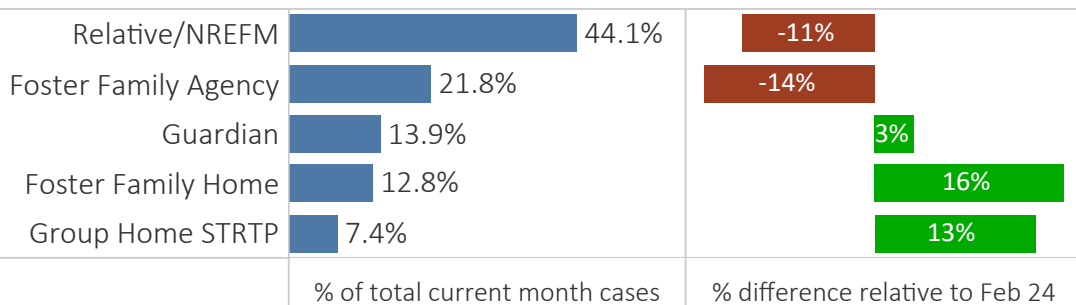
228 Placements (18-20)

+7% Since Feb 24

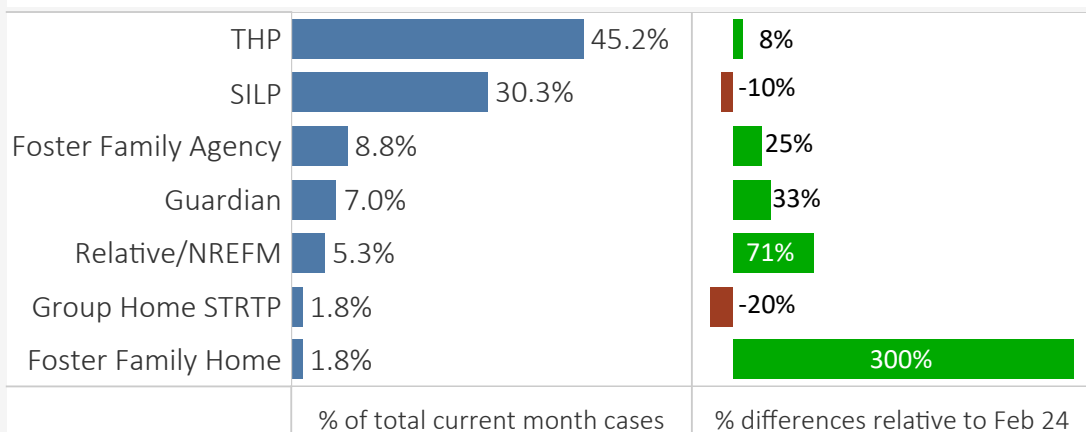
Child Welfare Cases



Children (0-17) in Placement by Placement Type



AB 12: Non-Minor Dependent Youth (18+) by Placement Type



CalWORKs

The California Work Opportunity and Responsibility to Kids (CalWORKs) Program provides time-limited cash aid, employment assistance and employment support services to eligible adults with children.

22.6K Individuals

+7.5% Since Feb 24

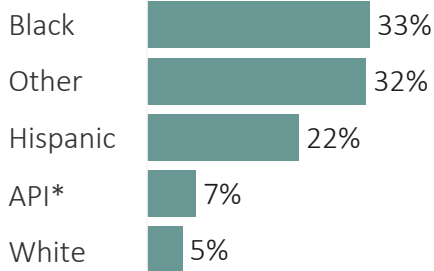
9.4K Cases

+6.7% Since Feb 24

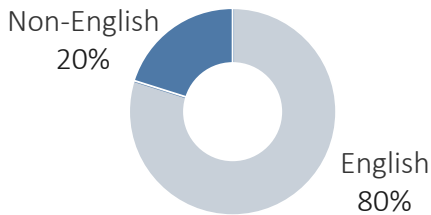
\$9.1M Benefits

Issued Feb 25

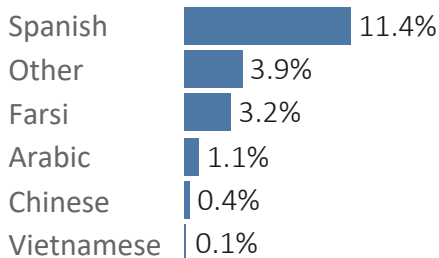
Ethnicity



Language



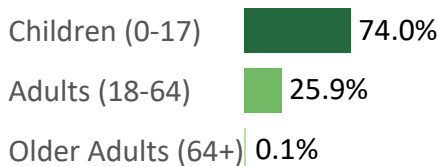
% Non-English



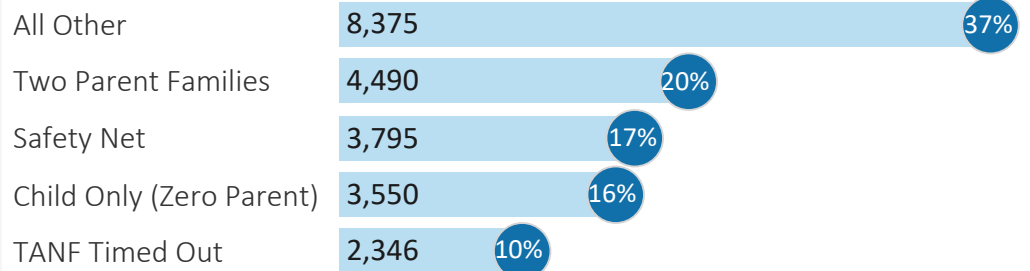
Gender



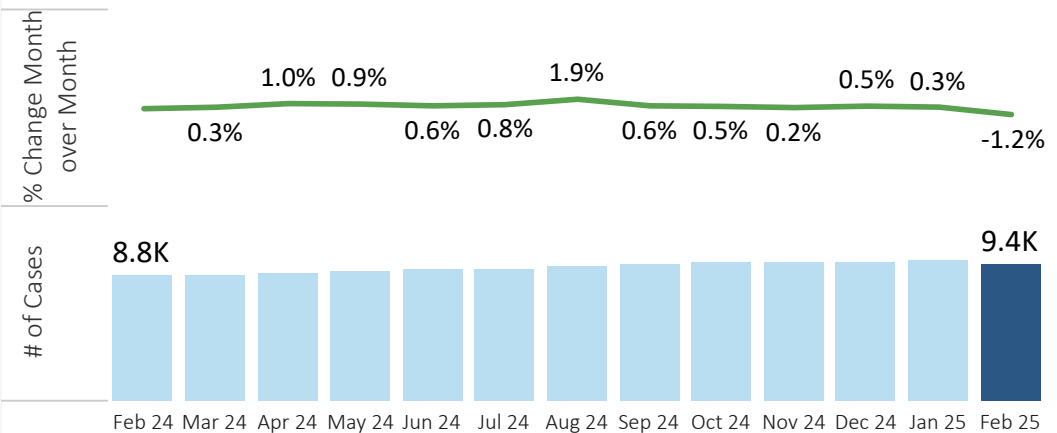
Age



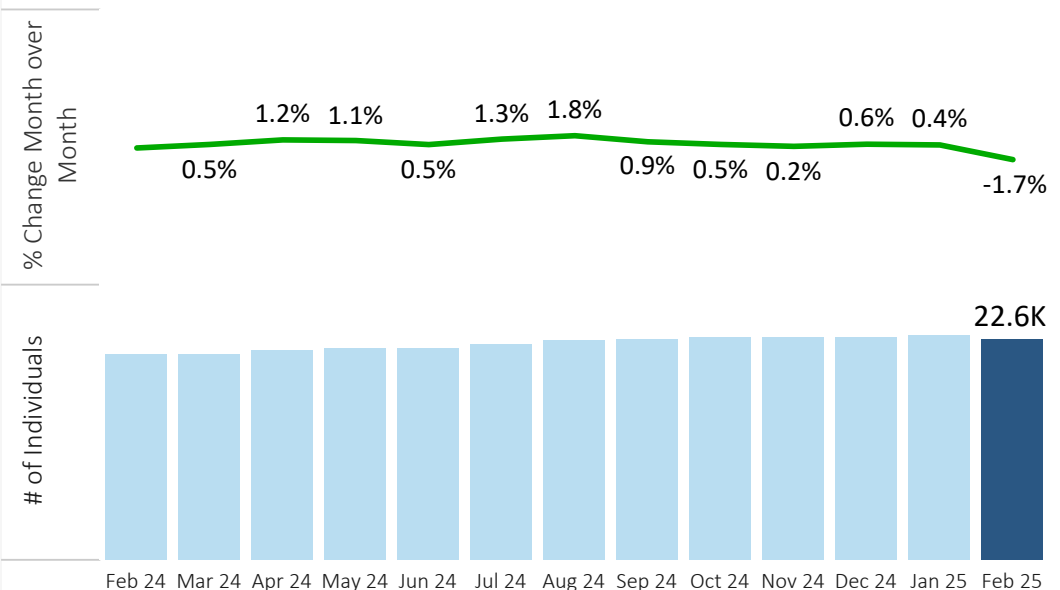
CalWORKs Type



CalWORKs Cases



CalWORKs Individuals



CalFresh

CalFresh (formerly known as Food Stamps) is California's version of the federal Supplemental Nutrition Assistance Program (SNAP). The CalFresh program helps to improve the health and well-being of qualified households and individuals by providing them a means to meet their nutritional needs.

176.8K Individuals

+3.5% Since Feb 24

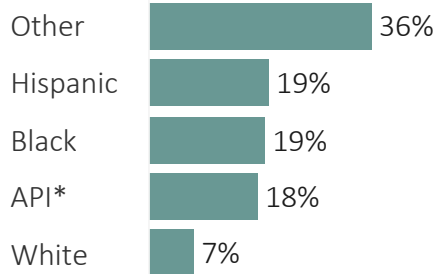
111.5K Cases

+3.8% Since Feb 24

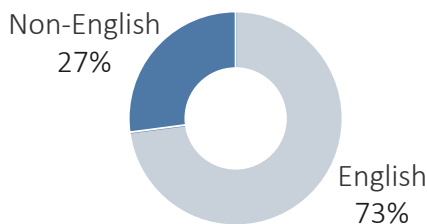
\$34.2M Benefits

Issued Feb 25

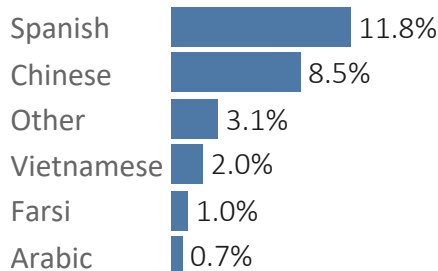
Ethnicity



Language



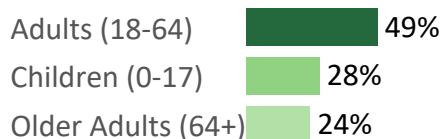
% Non-English



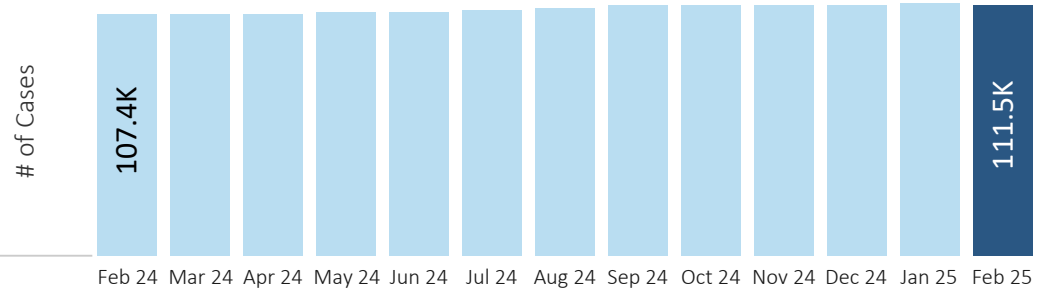
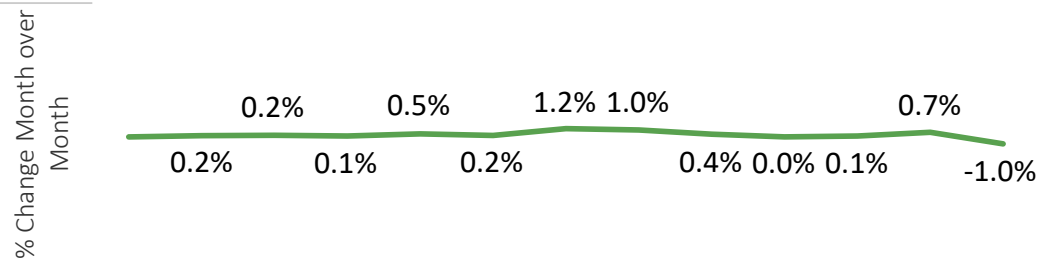
Gender



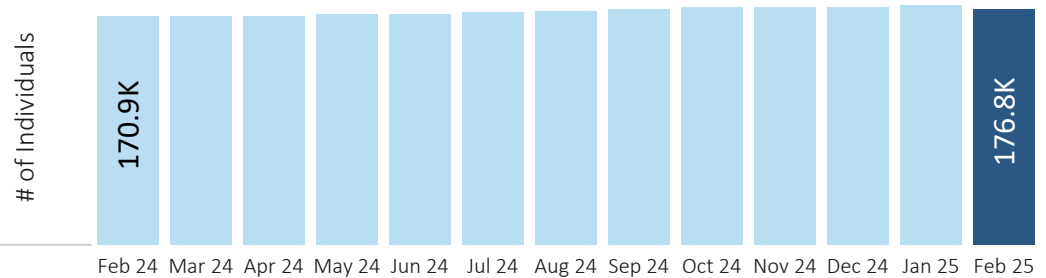
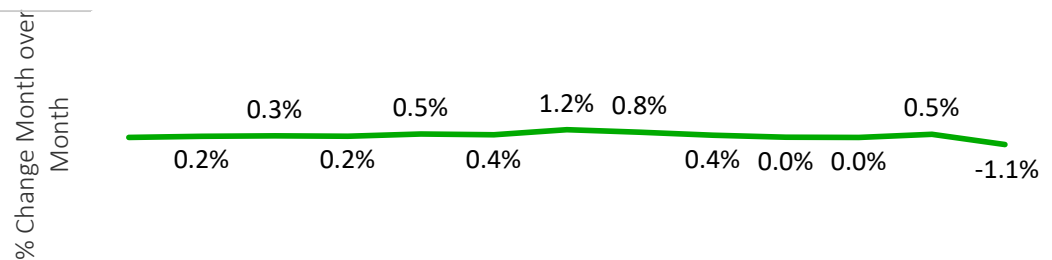
Age



CalFresh Cases



CalFresh Individuals



Public Assistance & Non-Assistance

Non-Assistance CalFresh Individuals: Client receives CalFresh assistance but does not receive a monthly cash grant under the California Work Opportunity and Responsibility to Kids (CalWORKs) program or other state-funded program.

PA: 12%

NA: 88%

Medi-Cal

Medi-Cal is a public health insurance program which provides needed health care services for low-income individuals including families with children, older adults, persons with disabilities, foster care, pregnant women, and low income people with specific diseases such as tuberculosis, breast cancer, or HIV/AIDS. Medi-Cal is financed equally by the state and federal government.

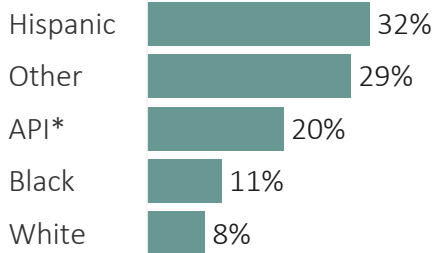
428.8K Individuals

- 4.5% Since Feb 24

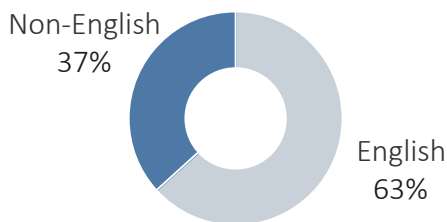
260.9K Cases

- 2.6% Since Feb 24

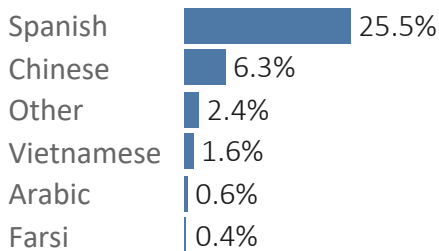
Ethnicity



Language



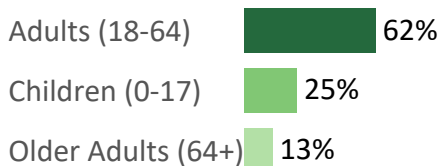
% Non-English



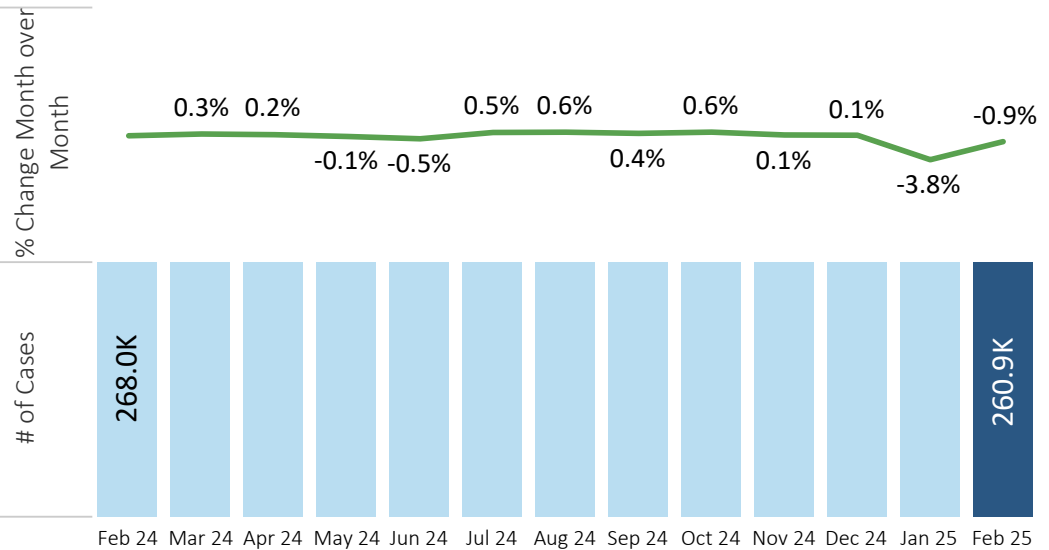
Gender



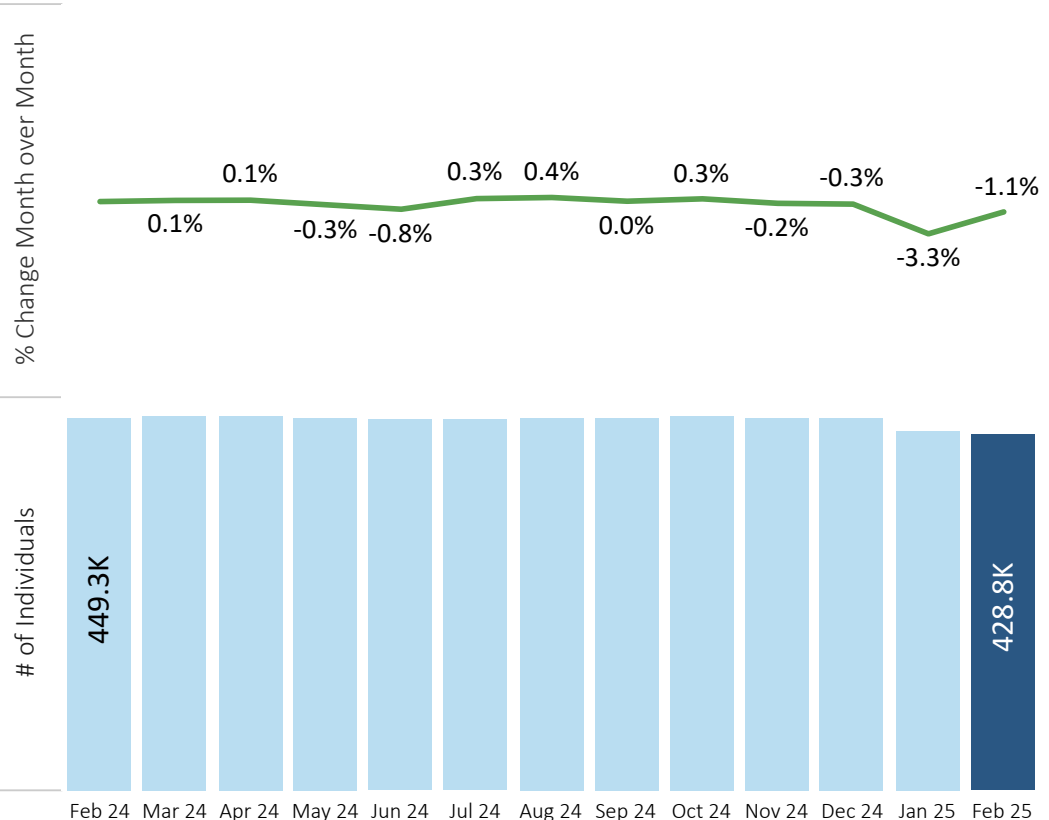
Age



Medi-Cal Cases



Medi-Cal Individuals



General Assistance

General Assistance (GA) provides cash aid to indigent adults and emancipated minors who are legal residents of Alameda County and who have no other means of support.

9.04K Individuals

+14.0% Since Feb 24

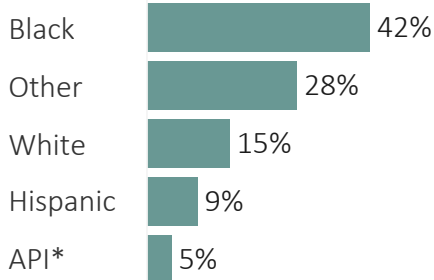
8.97K Cases

+14.1% Since Feb 24

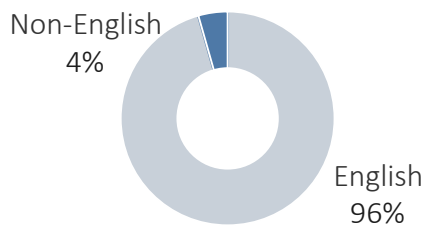
\$3.1M Benefits

Issued Feb 25

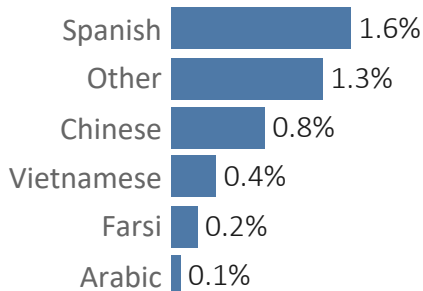
Ethnicity



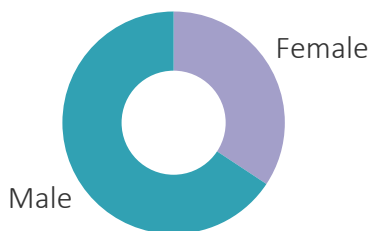
Language




% Non-English



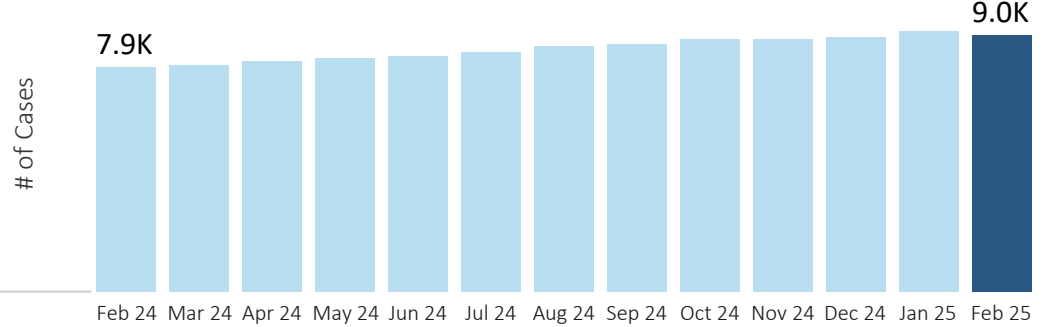
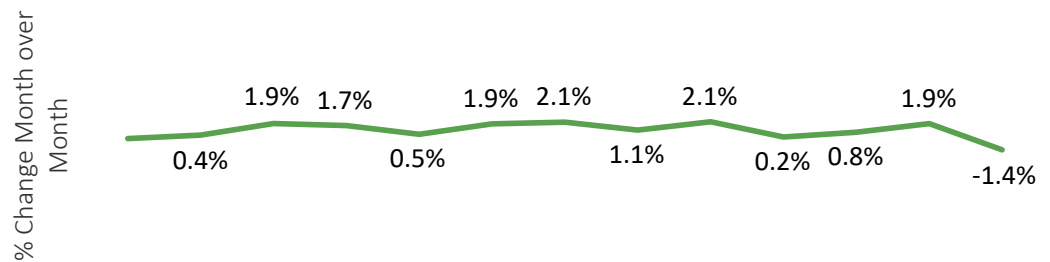
Gender



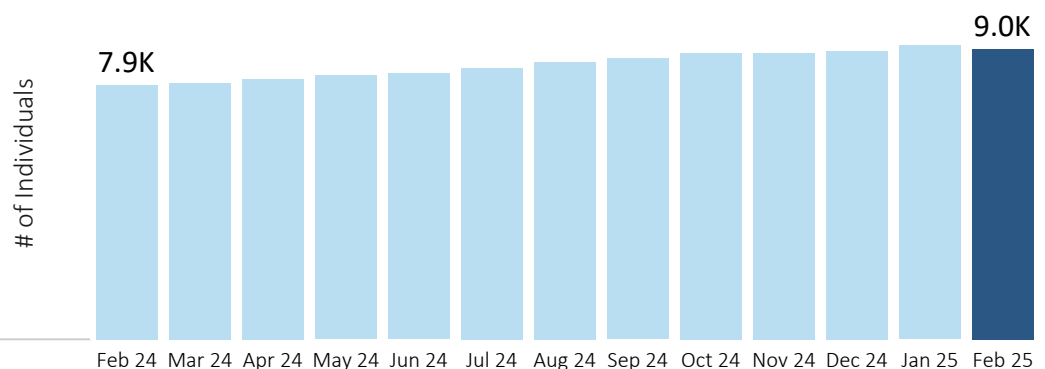
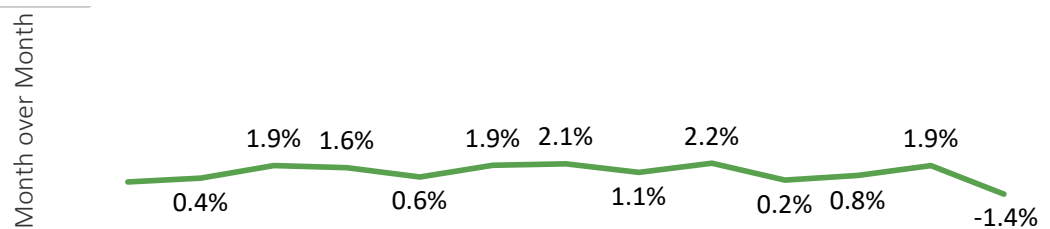
Age



General Assistance Cases



General Assistance Individuals



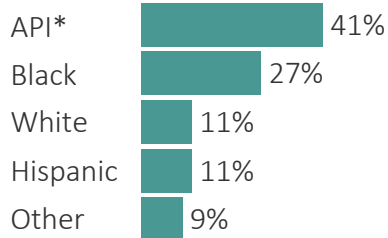
IHSS

In-Home Supportive Services (IHSS) provides in-home care for the elderly and persons with disabilities to support them in their own homes and communities, rather than placing them in more restrictive and expensive institutional care settings.

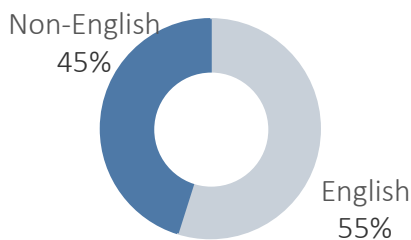
32.0K Individuals

+8% Since Feb 24

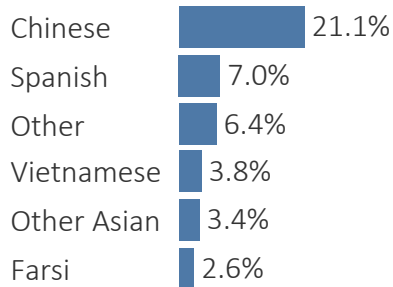
Ethnicity



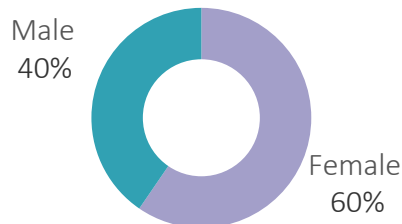
Language



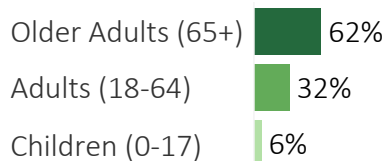
% Non-English



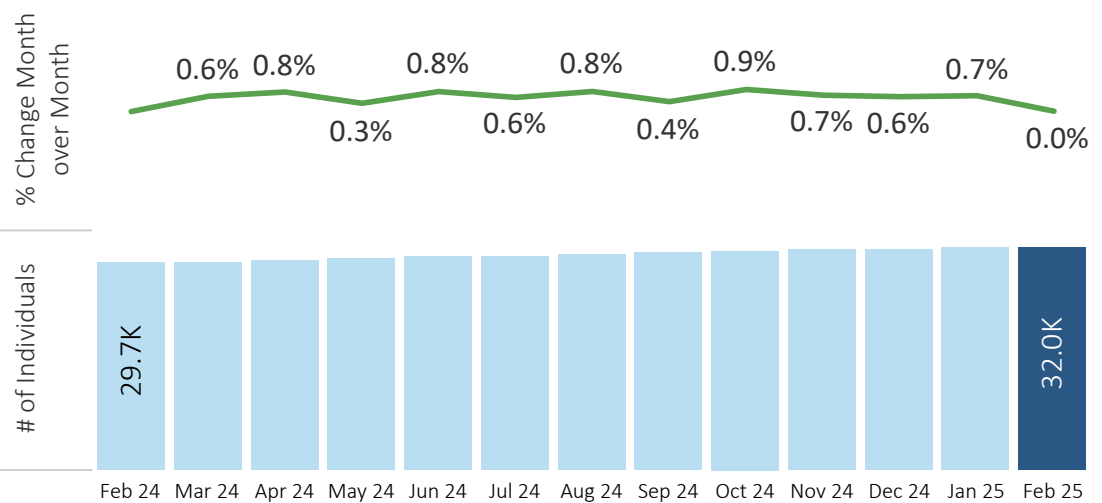
Gender



Age



IHSS Individuals

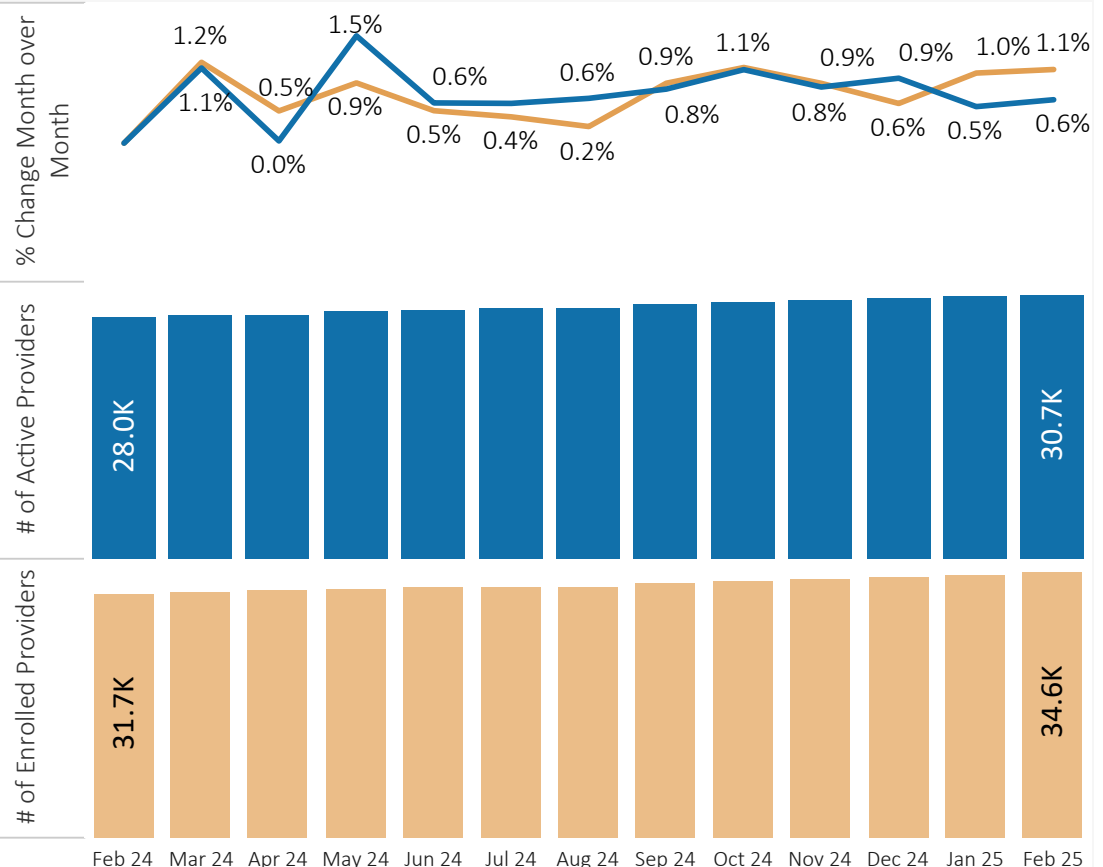
**34.6K** Enrolled Providers

+9.4% Since Feb 24

30.7K Active Providers

+10% Since Feb 24

Active vs Enrolled IHSS Providers



Child Care

Child care subsidies are made available to eligible families on a time-limited basis. These subsidies are vital to finding and maintaining employment, education, and training for families and providing an opportunity to support a child's development.

2,135 Children

+16% Since Feb 24

1,759 Stage 1

+17% Since Feb 24

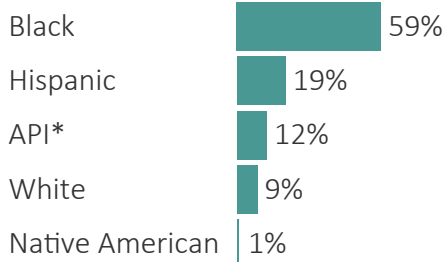
324 CAPP

+14% Since Feb 24

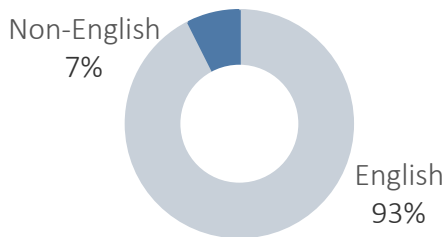
52 FCCCAP

- 4% Since Feb 24

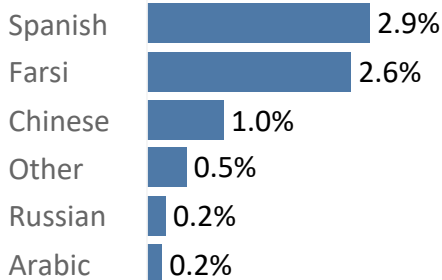
Ethnicity



Language



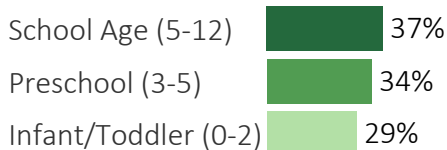
% Non-English



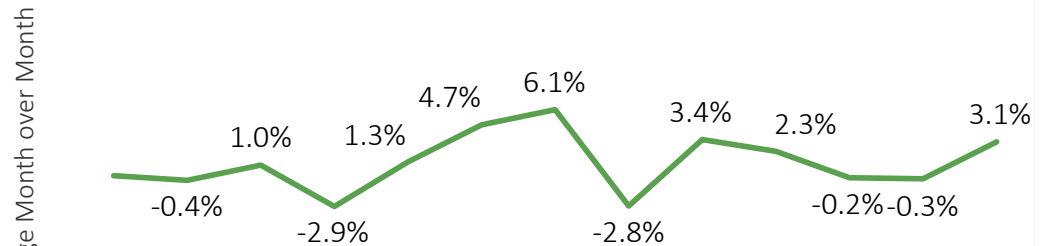
Gender



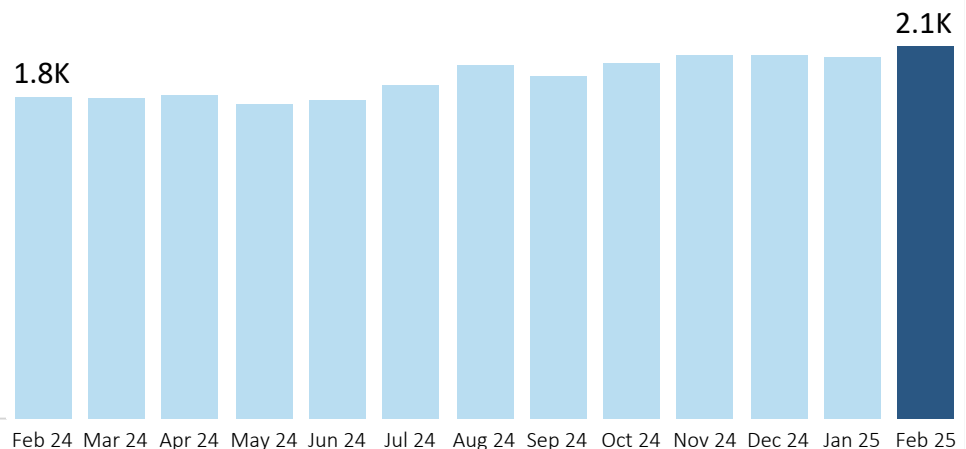
Age



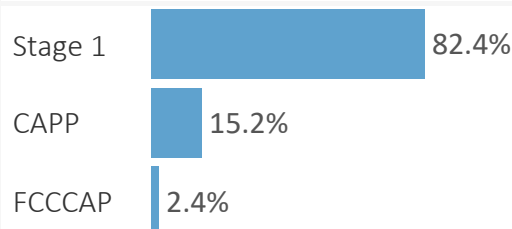
Child Care Individuals



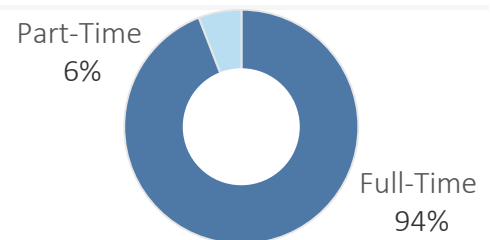
of Individuals



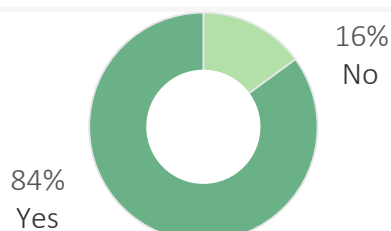
Child Care Individuals



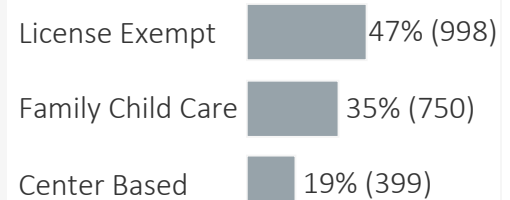
Full vs. Part-Time



Single Parent



Provider Type



Demographics by Program - Individuals | FEB 2025

		Medi-Cal		CalFresh		CalWORKs		GA		IHSS		Child Welfare		Child Care	
Older Adults (65+) Child Care (5-12)	Female	29,855	7.0%	23,916	13.5%	***	***	206	2.3%	12,980	40.6%	0	0.0%	388	18.2%
	Male	22,675	5.3%	16,232	9.2%	13	0.1%	221	2.4%	6,757	21.1%	0	0.0%	407	19.1%
	Undefined	***	***	***	***	0	0.0%	0	0.0%	0	0.0%	0	0.0%	0	0.0%
Adults (18-64) Child Care (3-5)	Female	141,471	33.0%	50,252	28.4%	4,458	19.8%	2,893	32.0%	5,428	17.0%	151	10.8%	362	17.0%
	Male	127,343	29.7%	37,692	21.3%	1,391	6.2%	5,717	63.3%	4,723	14.8%	119	8.5%	362	17.0%
	Undefined	***	***	***	***	0	0.0%	0	0.0%	0	0.0%	0	0.0%	0	0.0%
Children (0-17) Child Care (0-2)	Female	52,740	12.3%	23,971	13.6%	8,295	36.8%	0	0.0%	624	2.0%	565	40.4%	313	14.7%
	Male	54,752	12.8%	24,712	14.0%	8,398	37.2%	0	0.0%	1,440	4.5%	561	40.2%	302	14.1%
	Undefined	***	***	0	0.0%	0	0.0%	0	0.0%	0	0.0%	***	***	***	***
Age & Gender Totals		428,843		176,780		22,556		9,037		31,952		1,397		2,135	
API*		84,320	19.7%	31,376	17.7%	1,612	7.1%	418	4.6%	13,115	41.0%	75	5.4%	242	11.3%
Black		45,806	10.7%	33,463	18.9%	7,407	32.8%	3,773	41.8%	8,599	26.9%	583	41.7%	1,255	58.8%
Hispanic		136,639	31.9%	34,410	19.5%	5,024	22.3%	858	9.5%	3,600	11.3%	552	39.5%	410	19.2%
Native American		803	0.2%	413	0.2%	59	0.3%	49	0.5%	93	0.3%	***	***	23	1.1%
Other		125,455	29.3%	64,014	36.2%	7,292	32.3%	2,546	28.2%	2,901	9.1%	17	1.2%	23	1.1%
White		35,820	8.4%	13,104	7.4%	1,162	5.2%	1,393	15.4%	3,644	11.4%	161	11.5%	182	8.5%
Ethnicity Totals		428,843		176,780		22,556		9,037		31,952		1,397		2,135	
English		271,388	63.3%	128,938	72.9%	18,014	79.9%	8,639	95.6%	17,535	54.9%	1,202	86.0%	1,977	92.6%
Cambodian		348	0.1%	392	0.2%	***	***	***	***	268	0.8%	***	***	0	0.0%
Chinese		26,853	6.3%	14,989	8.5%	83	0.4%	74	0.8%	6,739	21.1%	***	***	21	1.0%
Farsi		1,801	0.4%	1,847	1.0%	729	3.2%	20	0.2%	841	2.6%	***	***	56	2.6%
Other		11,475	2.7%	5,589	3.2%	1,115	4.9%	115	1.3%	2,052	6.4%	23	1.6%	19	0.9%
Other Asian		1,114	0.3%	646	0.4%	***	***	***	***	1,073	3.4%	***	***	0	0.0%
Spanish		109,189	25.5%	20,791	11.8%	2,568	11.4%	142	1.6%	2,244	7.0%	165	11.8%	61	2.9%
Vietnamese		6,675	1.6%	3,588	2.0%	33	0.1%	35	0.4%	1,200	3.8%	0	0.0%	***	***
Language Totals		428,843		176,780		22,556		9,037		31,952		1,397		2,135	

Data in this report represent estimates of service delivery units and summary counts. Actual counts may vary from 0% to 5% from similarly published reports.

*Asian/Pacific Islander

** as of January 2022, APS Age Groups are Adults (18-59) and Older Adults (60+)

*** Per California Department of Social Services guidelines (2019), data for groups under 11 has been suppressed to protect privacy.

Individuals by Program and City of Residence | FEB 2025

		Medi-Cal		CalFresh		CalWORKs		GA		IHSS		Child Welfare		Child Care	
North County	Alameda	14,754	3.4%	6,804	3.8%	847	3.8%	171	1.9%	1,381	4.3%	41	2.9%	40	1.9%
	Albany	2,925	0.7%	907	0.5%	97	0.4%	18	0.2%	93	0.3%	***	***	***	***
	Berkeley	16,386	3.8%	11,678	6.6%	488	2.2%	405	4.5%	1,415	4.4%	43	3.1%	44	2.1%
	Emeryville	3,181	0.7%	1,524	0.9%	199	0.9%	77	0.9%	312	1.0%	***	***	28	1.3%
	Oakland	154,394	36.0%	77,558	43.9%	10,911	48.4%	5,719	63.3%	13,139	41.1%	435	31.1%	1,066	49.9%
	Piedmont	566	0.1%	131	0.1%	***	***	***	***	43	0.1%	***	***	0	0.0%
Tri-City	Fremont	41,445	9.7%	13,408	7.6%	2,011	8.9%	446	4.9%	3,183	10.0%	34	2.4%	198	9.3%
	Newark	9,974	2.3%	3,003	1.7%	350	1.6%	80	0.9%	750	2.3%	21	1.5%	32	1.5%
	Union City	15,420	3.6%	5,395	3.1%	555	2.5%	84	0.9%	1,420	4.4%	19	1.4%	48	2.2%
Central County	Castro Valley	11,446	2.7%	3,492	2.0%	363	1.6%	71	0.8%	731	2.3%	40	2.9%	43	2.0%
	Hayward	71,141	16.6%	24,391	13.8%	3,429	15.2%	1,237	13.7%	3,849	12.0%	117	8.4%	288	13.5%
	San Leandro	34,678	8.1%	13,611	7.7%	1,434	6.4%	235	2.6%	2,812	8.8%	79	5.7%	122	5.7%
	San Lorenzo	7,834	1.8%	2,661	1.5%	231	1.0%	45	0.5%	617	1.9%	19	1.4%	27	1.3%
Tri-Valley	Dublin	8,811	2.1%	2,815	1.6%	279	1.2%	44	0.5%	723	2.3%	16	1.1%	47	2.2%
	Livermore	14,466	3.4%	4,453	2.5%	513	2.3%	201	2.2%	745	2.3%	32	2.3%	69	3.2%
	Pleasanton	8,506	2.0%	2,241	1.3%	295	1.3%	33	0.4%	635	2.0%	20	1.4%	41	1.9%
Other	Other	12,916	3.0%	2,708	1.5%	550	2.4%	168	1.9%	104	0.3%	465	33.3%	39	1.8%
Residence Totals		428,843		176,780		22,556		9,037		31,952		1,397		2,135	

Data in this report represent estimates of service delivery units and summary counts. Actual counts may vary from 0% to 5% from similarly published reports.

These individuals receive aid from one or more county programs, listed by city of residence. The total excludes Adult & Aging and doesn't sum all programs, as some are enrolled in multiple.
 *** Per California Department of Social Services guidelines (2019), data for groups under 11 has been suppressed to protect privacy.

Cases by Program and City of Residence | FEB 2025

		Medi-Cal		CalFresh		CalWORKs		GA		IHSS		Child Welfare		Child Care	
North County	Alameda	9,099	3.5%	4,022	3.6%	328	3.5%	168	1.9%	1,381	4.3%	41	2.9%	40	1.9%
	Albany	1,715	0.7%	597	0.5%	35	0.4%	17	0.2%	93	0.3%	***	***	***	***
	Berkeley	11,999	4.6%	9,979	8.9%	228	2.4%	404	4.5%	1,415	4.4%	43	3.0%	44	2.1%
	Emeryville	2,191	0.8%	1,053	0.9%	86	0.9%	77	0.9%	312	1.0%	***	***	28	1.3%
	Oakland	95,450	36.6%	49,744	44.6%	4,840	51.8%	5,699	63.5%	13,139	41.1%	435	30.8%	1,066	49.9%
	Piedmont	433	0.2%	104	0.1%	***	***	***	***	43	0.1%	***	***	0	0.0%
Tri-City	Fremont	24,896	9.5%	7,663	6.9%	668	7.1%	435	4.9%	3,183	10.0%	34	2.4%	198	9.3%
	Newark	6,022	2.3%	1,798	1.6%	140	1.5%	77	0.9%	750	2.3%	21	1.5%	32	1.5%
	Union City	9,445	3.6%	3,174	2.8%	202	2.2%	83	0.9%	1,420	4.4%	19	1.3%	48	2.2%
Central County	Castro Valley	6,658	2.6%	2,017	1.8%	143	1.5%	70	0.8%	731	2.3%	40	2.8%	43	2.0%
	Hayward	41,121	15.8%	14,566	13.1%	1,363	14.6%	1,224	13.6%	3,849	12.0%	117	8.3%	288	13.5%
	San Leandro	19,877	7.6%	7,965	7.1%	587	6.3%	234	2.6%	2,812	8.8%	79	5.6%	122	5.7%
	San Lorenzo	4,564	1.7%	1,615	1.4%	102	1.1%	44	0.5%	617	1.9%	19	1.3%	27	1.3%
Tri-Valley	Dublin	5,355	2.1%	1,564	1.4%	96	1.0%	38	0.4%	723	2.3%	16	1.1%	47	2.2%
	Livermore	8,665	3.3%	2,670	2.4%	197	2.1%	196	2.2%	745	2.3%	32	2.3%	69	3.2%
	Pleasanton	5,358	2.1%	1,384	1.2%	109	1.2%	32	0.4%	635	2.0%	20	1.4%	41	1.9%
Other	Other	8,058	3.1%	1,588	1.4%	226	2.4%	168	1.9%	104	0.3%	480	34.0%	39	1.8%
Total		260,906		111,503		9,352		8,969		31,952		1,412		2,135	

Data in this report represent estimates of service delivery units and summary counts. Actual counts may vary from 0% to 5% from similarly published reports.

Total cases in Medi-Cal, CalFresh, CalWORKs, and General Assistance reflect the number of families aided, while cases in IHSS, APS, Child Welfare, and Child Care represent individuals aided.
 *** Per California Department of Social Services guidelines (2019), data for groups under 11 has been suppressed to protect privacy.

CalWORKs

Two Parent Families: Families with children living in the home with two non-disabled, natural or adoptive parents.

Safety Net: Families with children living in the home whose natural or adoptive parents are ineligible or excluded from receiving assistance.

Temporary Assistance for Needy Families (TANF) Timed-Out: Families with children living in the home whose parents are ineligible to receive assistance because an adult head-of-household or spouse of a head-of-household has received federal TANF assistance for a total of 48 cumulative months.

Child-Only (Zero Parent): Families with children living in the home whose parents are ineligible to receive assistance.

CalFresh

Non-Assistance CalFresh Individuals: Client receives CalFresh assistance but does not receive a monthly cash grant under the California Work Opportunity and Responsibility to Kids (CalWORKs) program or other state-funded program.

All CalFresh Individuals: All clients receiving CalFresh.

Non-Assistance CalFresh Caseloads: Non-Assistance CalFresh recipients are those who get CalFresh each month, but do not receive a monthly cash grant under the California Work Opportunity and Responsibility to Kids (CalWORKs) program.

All CalFresh Caseloads: All cases receiving CalFresh.

Child Welfare

Non-Minor Dependents: Youth ages 18-20 in Extended Foster Care under AB12.

SILP: Supervised Independent Living Placement.

Guardian Home: Placement with court-appointed legal guardian.

Relative/NREFM: Relative/Non-Relative Extended Family Member.

Group Home: 24-Hour staffed residential and/or treatment facility for foster youth.

Foster Family Home: County licensed foster care home.

Foster Family Agency Home: Foster home certified by a Foster Family Agency.

STRTP: Short Term Residential Therapeutic Program.

THP+FC: Transitional Housing Program plus Foster Care, which provides supportive housing for older teens and non-minor dependents.

Child Care

CalWORKs Stage One: Supports a family's access to immediate and continuous child care as parents/caregivers participate in their welfare-to-work activities.

California Alternative Payment Program (CAPP): Provides child care to low to moderate income families. Families must be working, enrolled in training towards a vocational goal, physically or mentally incapacitated, or seeking employment.

Foster Care Child Care Allowance Program (FCCCAP): Provides a time limited "bridge" to longer term child care solutions. The program is used at the time of placement to stabilize children in the best possible setting.

Single Parent: Sole parent/caretaker who lives with and is legally/financially responsible for the child.

Licensed Family Child Care (FCC): A business which provides child care in an individual's private home. FCCs vary widely from a home that can care for a few children up to a large family child care home that cares for up to 14 children.

Center-Based Program (also known as "Child Care Center" or "Day Care Center"): Any child care facility of any capacity, other than a family child care home as defined in Education Code Section 102352f.(1).

License-Exempt: Child care providers who can operate legally without a license.

The 'Other' category in this report includes responses with no data, declined answers, data entry or spelling errors, and/or categories representing less than 1% of the total

Program | Data Sources | Methodology

Workforce & Benefits Admin | CalSAWS | SQL query for custom data extraction by CalSAWS, approved by program staff

Children & Family Services | CWS-CMS, SafeMeasures | Custom data extract provided by program staff, Open Cases Report

Adult & Aging Services | LEAP, CMIPS II | Custom data extract provided by program staff and ITD

Govt & Community Relations | Child Care | Multiple contractor database | Custom data extract provided by contract staff

***To comply with California Department of Social Services Data De-Identification Reference Guide (2019), data representing fewer than 11 individuals has been suppressed to protect privacy and prevent potential identification of specific persons. See

[California Department of Social Services Data De-Identification Reference Guide](#)