

APRIL 2025



Alameda County
Social Services Agency

SOCIAL SERVICES AGENCY MONTHLY REPORT



This report provides a summary of Child Welfare Services, CalWORKs, CalFresh, Medi-Cal, General Assistance, Adult Protective Services, In-Home Supportive Services, Area Agency on Aging, and Child Care programs by persons and cases per month. Our agency serves almost one in three Alameda County residents. We work collectively and in partnership with over 140 organizations to serve the needs of the community. The data represent estimates of service delivery units and summary counts in April 2025 unless otherwise specified. Actual counts may vary from 0% to 5% from similarly published reports.

Our Mission

To promote the economic and social well-being of individuals, families, neighborhoods, and communities.

Respect | Integrity | Customer Service | Responsibility | Initiative

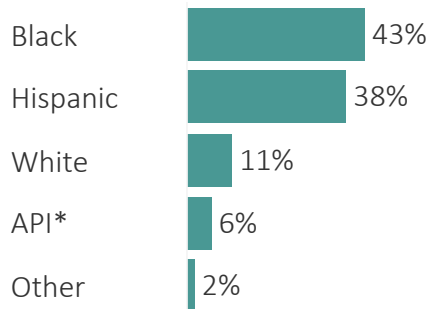
Child Welfare

Child Welfare (CW) provides services to improve the lives of children and families in Alameda County by serving children and youth who have experienced, or are at risk of experiencing, abuse or neglect.

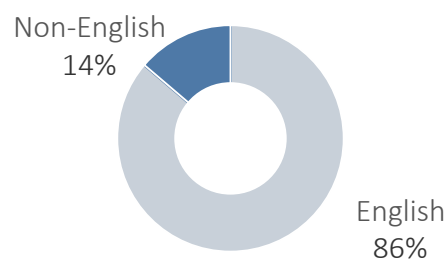
1,338 All Cases

-4% Since Apr 24

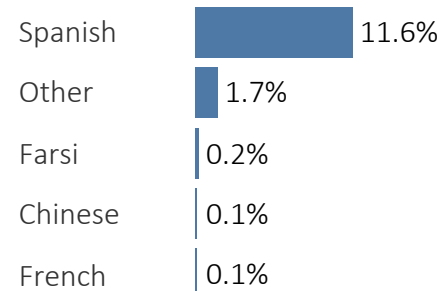
Ethnicity



Language



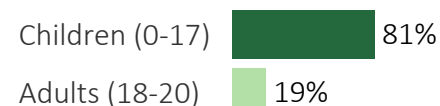
% Non-English



Gender



Age



1,081 Cases (0-17)

-5% Since Apr 24

671 Placements (0-17)

-7% Since Apr 24

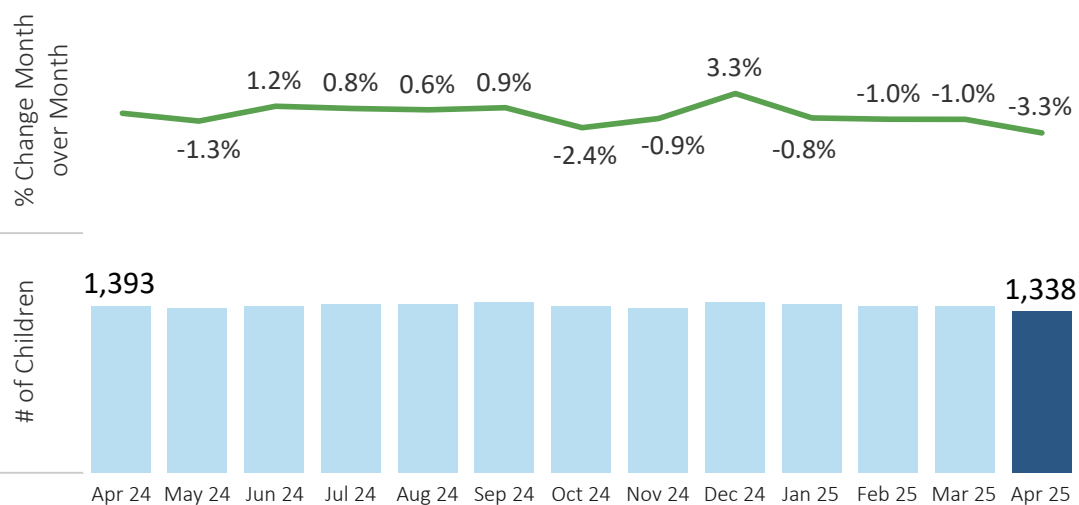
257 Cases (18+)

+2% Since Apr 24

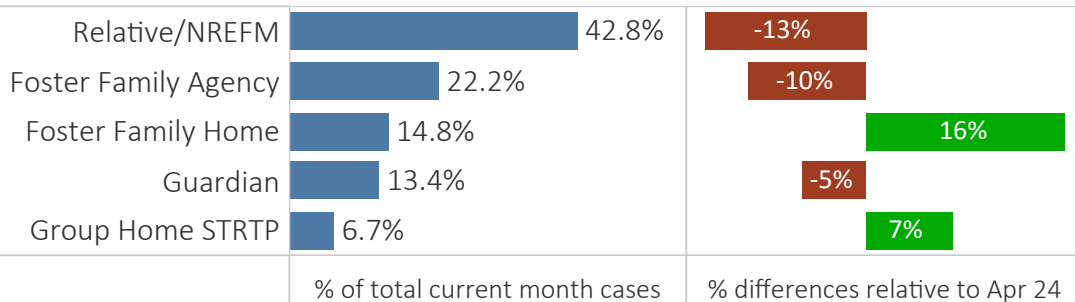
224 Placements (18-20)

+0% Since Apr 24

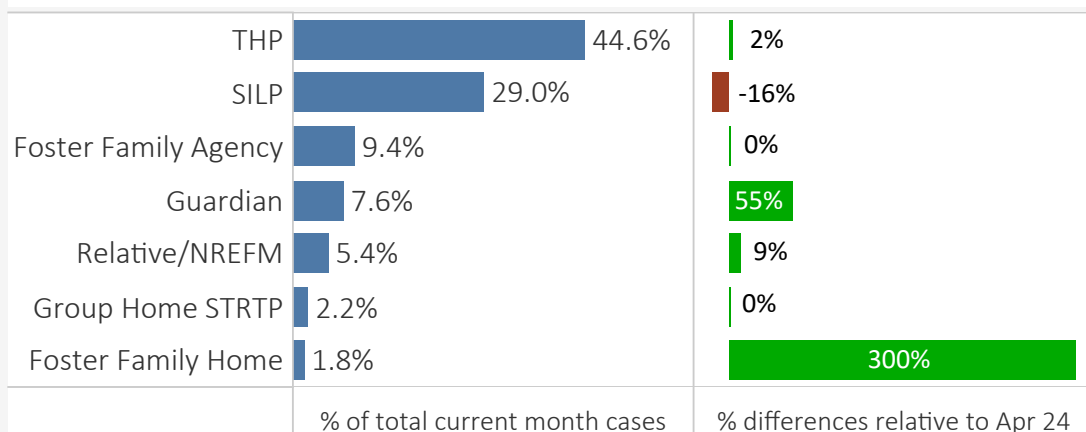
Child Welfare Cases



Children (0-17) in Placement by Placement Type



AB 12: Non-Minor Dependent Youth (18+) by Placement Type



CalWORKs

The California Work Opportunity and Responsibility to Kids (CalWORKs) Program provides time-limited cash aid, employment assistance and employment support services to eligible adults with children.

23.0K Individuals

+7.6% Since Apr 24

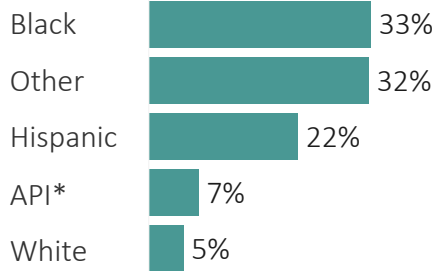
9.5K Cases

+7.0% Since Apr 24

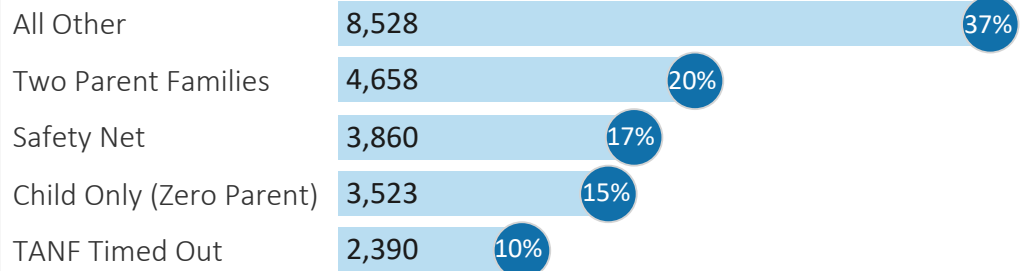
\$9.1M Benefits

Issued Apr 25

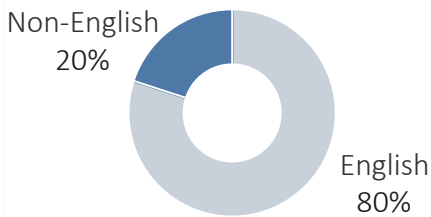
Ethnicity



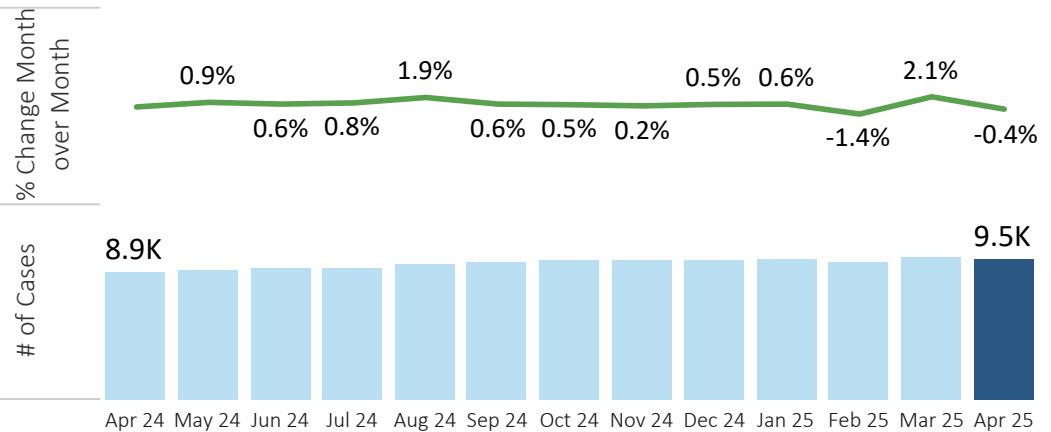
CalWORKs Type



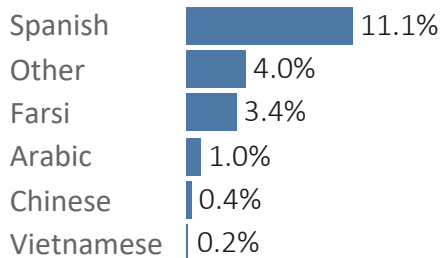
Language



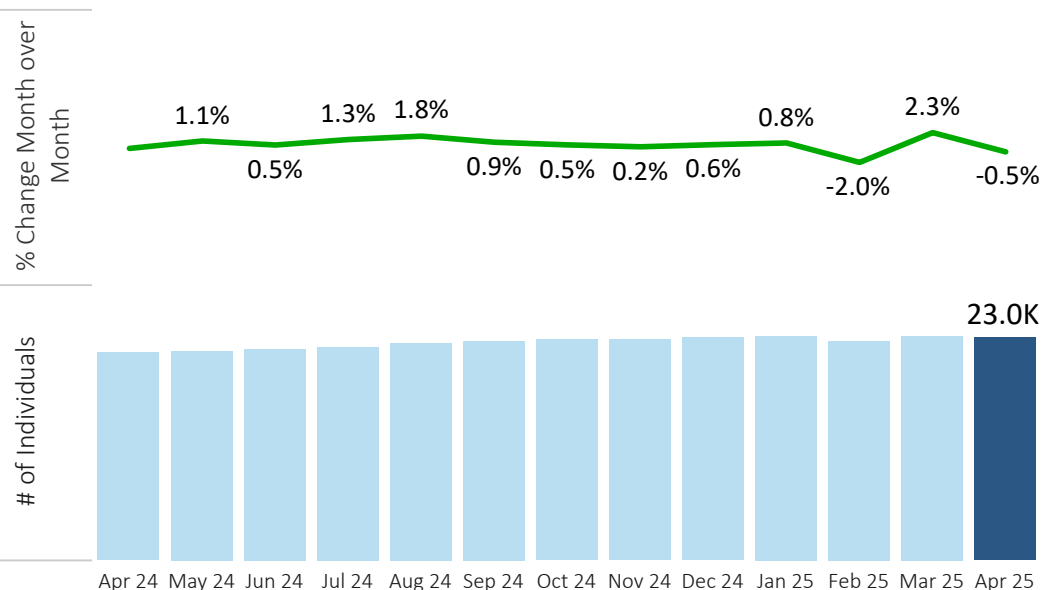
CalWORKs Cases



% Non-English



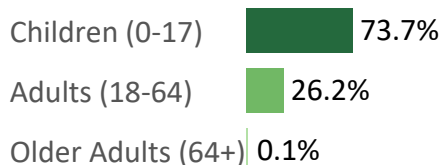
CalWORKs Individuals



Gender



Age



CalFresh

CalFresh (formerly known as Food Stamps) is California's version of the federal Supplemental Nutrition Assistance Program (SNAP). The CalFresh program helps to improve the health and well-being of qualified households and individuals by providing them a means to meet their nutritional needs.

178.1K Individuals

+3.8% Since Apr 24

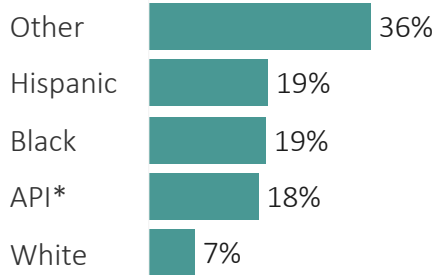
112.6K Cases

+4.3% Since Apr 24

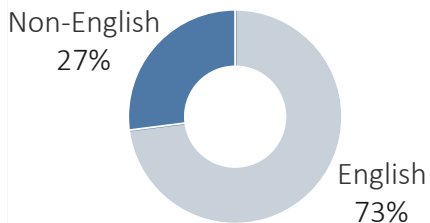
\$34.5M Benefits

Issued Apr 25

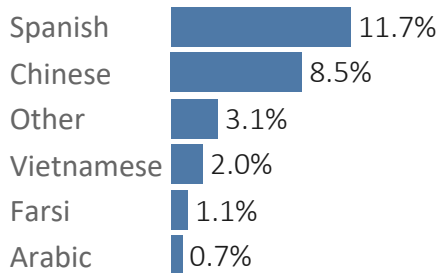
Ethnicity



Language



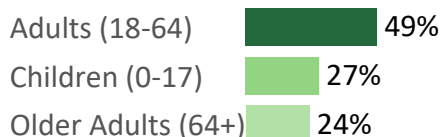
% Non-English



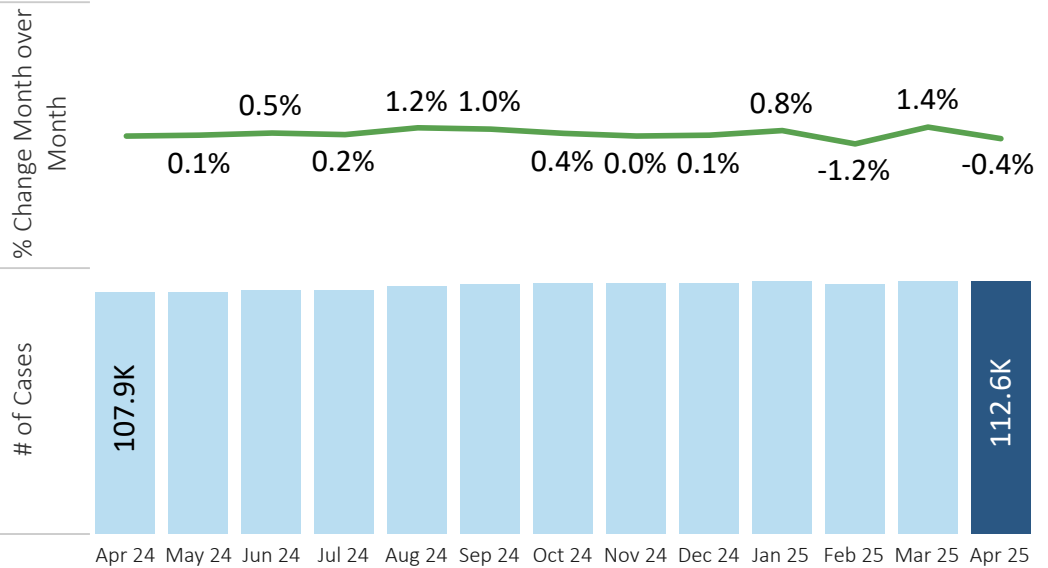
Gender



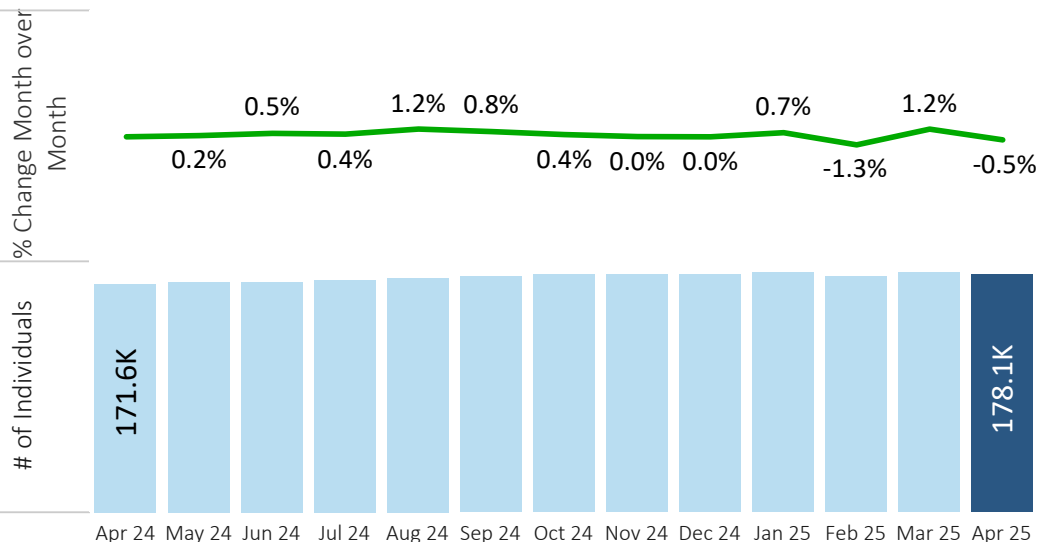
Age



CalFresh Cases



CalFresh Individuals



Public Assistance & Non-Assistance

Non-Assistance CalFresh Individuals: Client receives CalFresh assistance but does not receive a monthly cash grant under the California Work Opportunity and Responsibility to Kids (CalWORKs) program or other state-funded program.

PA: 12%

NA: 88%

Medi-Cal

Medi-Cal is a public health insurance program which provides needed health care services for low-income individuals including families with children, older adults, persons with disabilities, foster care, pregnant women, and low income people with specific diseases such as tuberculosis, breast cancer, or HIV/AIDS. Medi-Cal is financed equally by the state and federal government.

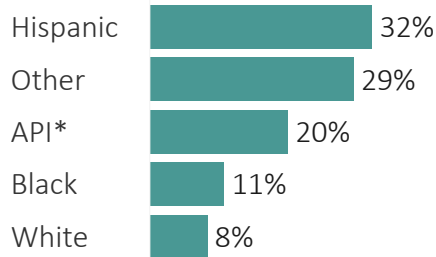
426.3K Individuals

- 5.4% Since Apr 24

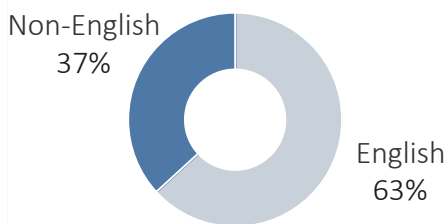
260.9K Cases

- 3.1% Since Apr 24

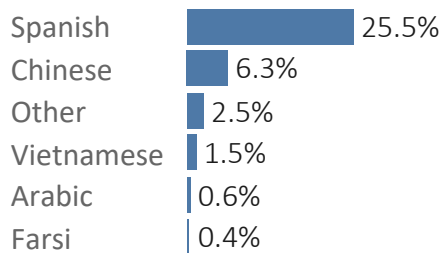
Ethnicity



Language



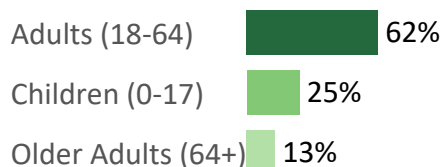
% Non-English



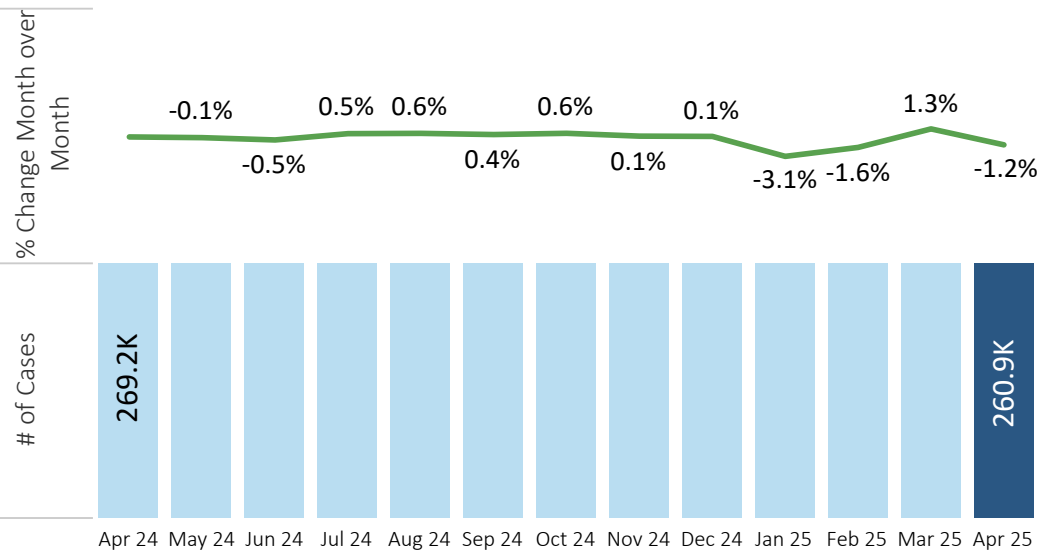
Gender



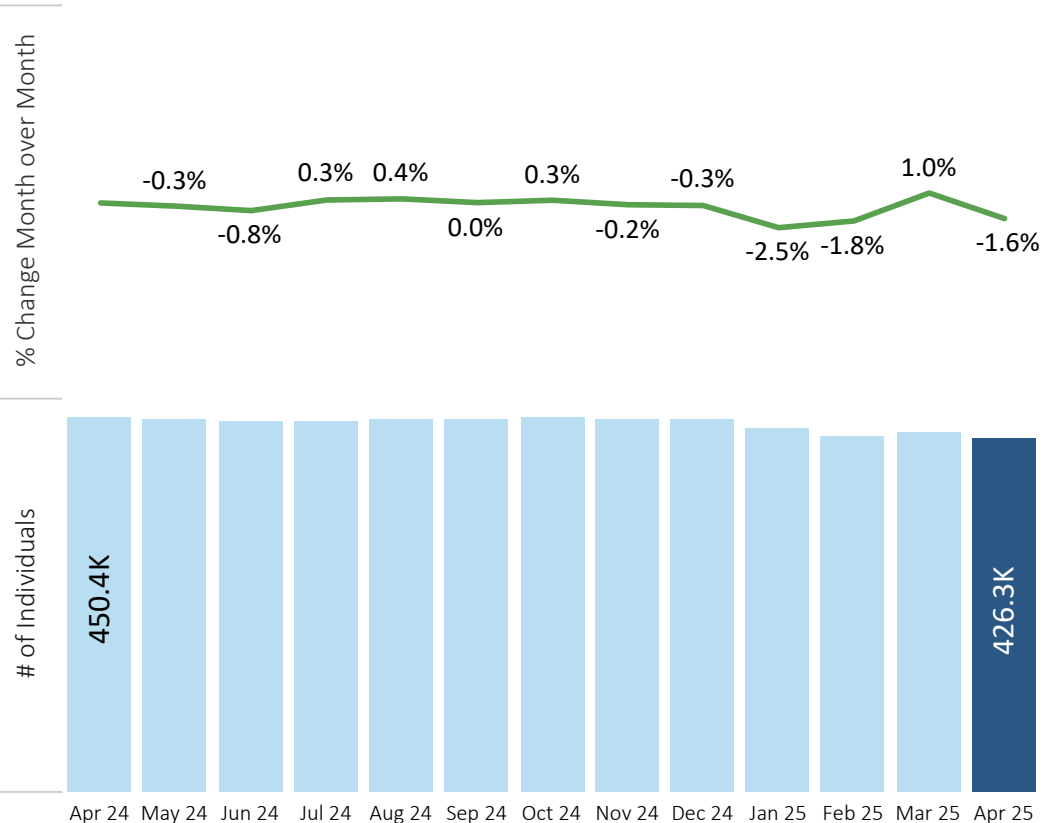
Age



Medi-Cal Cases



Medi-Cal Individuals



General Assistance

General Assistance (GA) provides cash aid to indigent adults and emancipated minors who are legal residents of Alameda County and who have no other means of support.

9.30K Individuals

+14.6% Since Apr 24

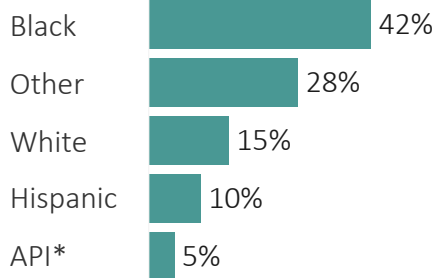
9.24K Cases

+14.7% Since Apr 24

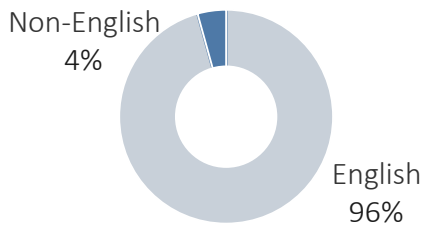
\$3.2M Benefits

Issued Apr 25

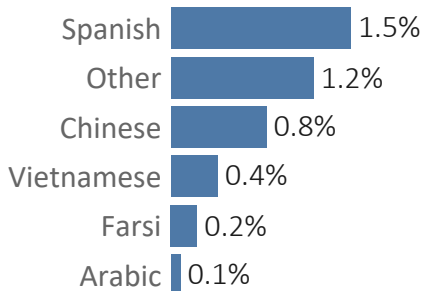
Ethnicity



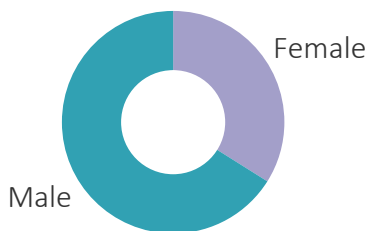
Language




% Non-English



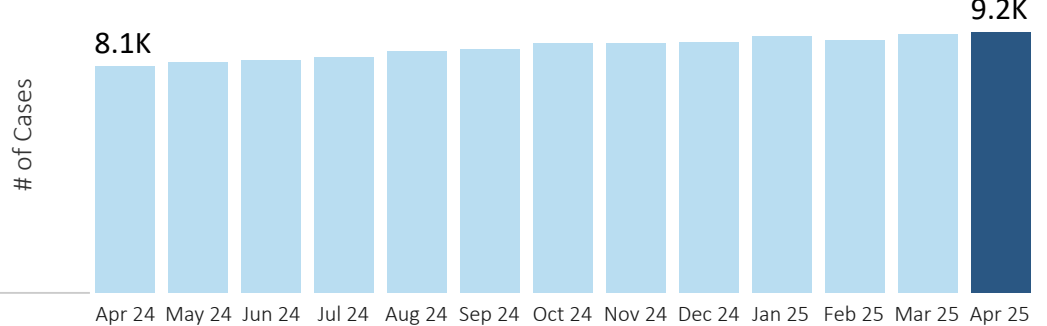
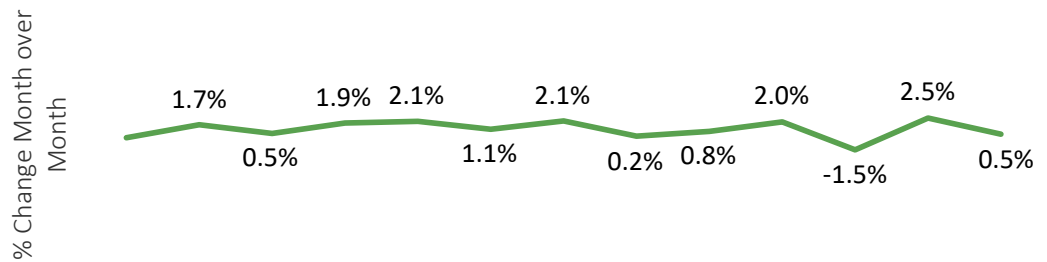
Gender



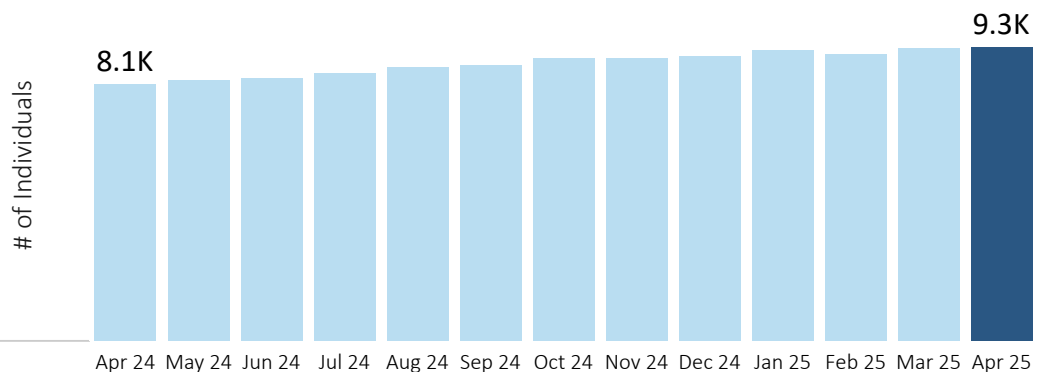
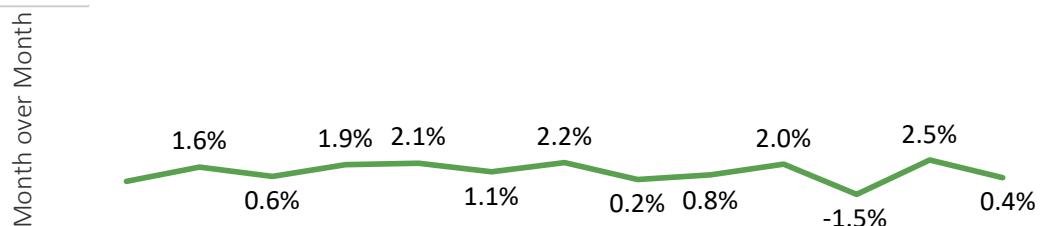
Age



General Assistance Cases



General Assistance Individuals



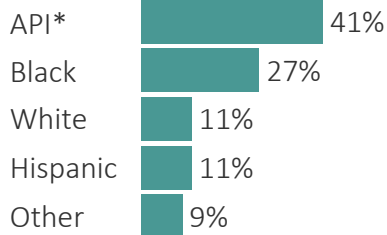
IHSS

In-Home Supportive Services (IHSS) provides in-home care for the elderly and persons with disabilities to support them in their own homes and communities, rather than placing them in more restrictive and expensive institutional care settings.

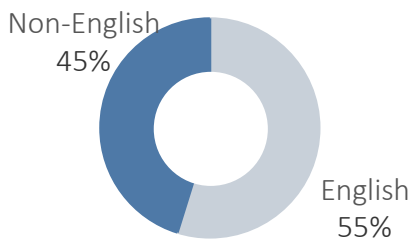
32.0K Individuals

+6% Since Apr 24

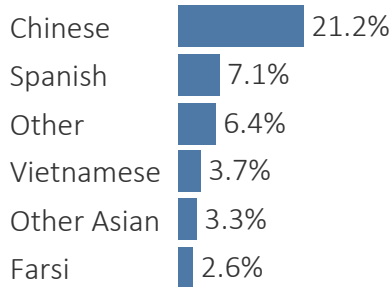
Ethnicity



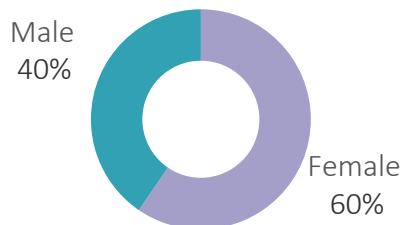
Language



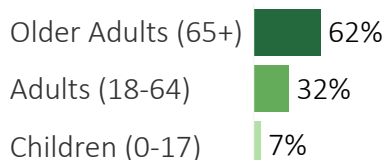
% Non-English



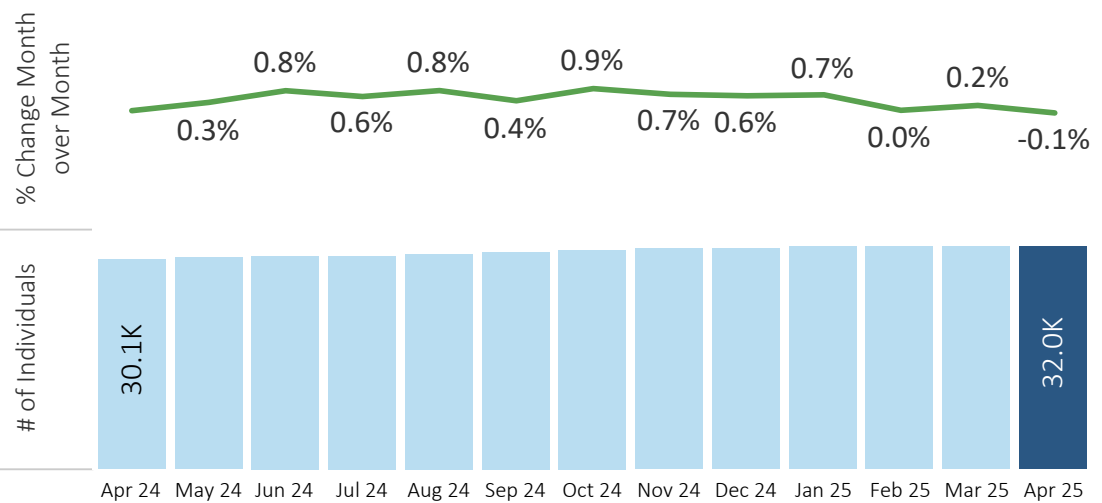
Gender



Age



IHSS Individuals



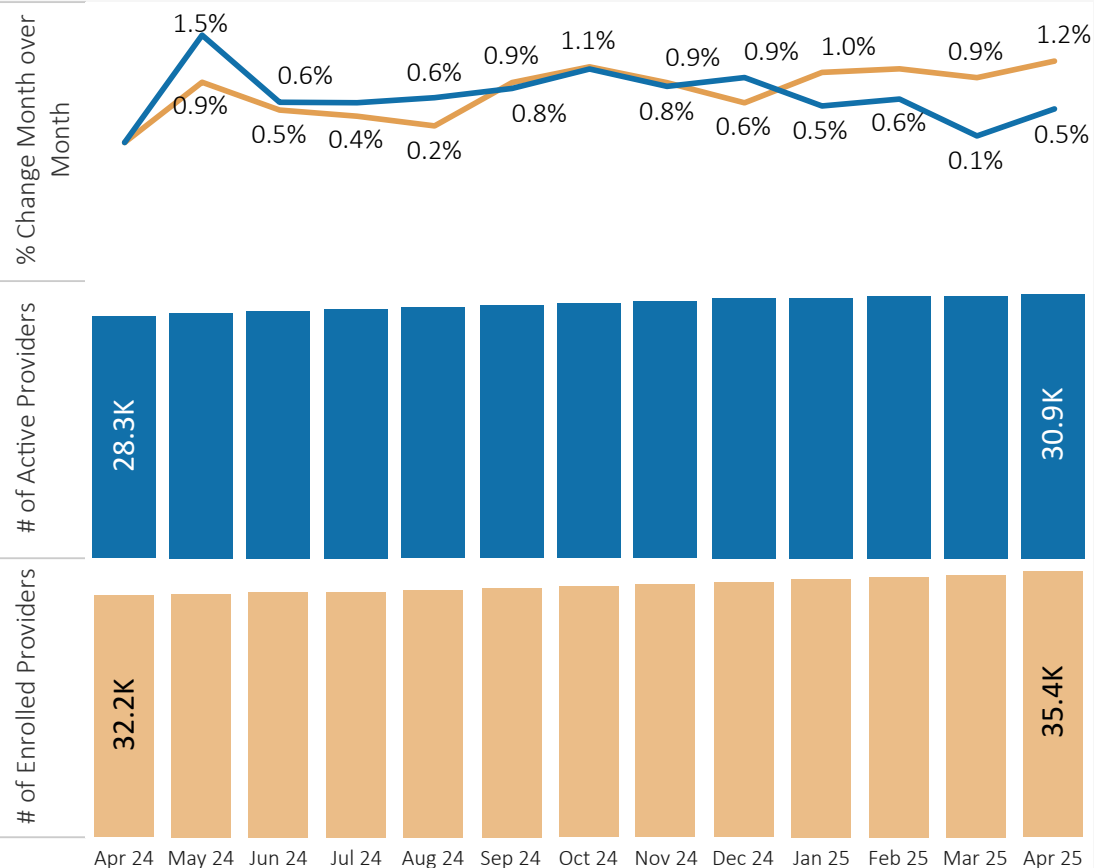
35.4K Enrolled Providers

+9.9% Since Apr 24

30.9K Active Providers

+9% Since Apr 24

Active vs Enrolled IHSS Providers



*Asian/Pacific Islander

This report contains service delivery unit estimates. Actual counts may vary 0-5% from similarly published reports.

Child Care

Child care subsidies are made available to eligible families on a time-limited basis. These subsidies are vital to finding and maintaining employment, education, and training for families and providing an opportunity to support a child's development.

2,201 Children

+19% Since Apr 24

1,794 Stage 1

+18% Since Apr 24

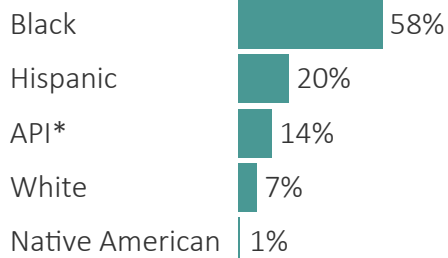
353 CAPP

+23% Since Apr 24

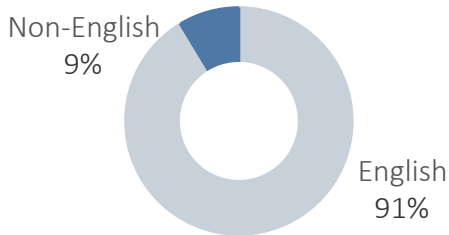
54 FCCCAP

+4% Since Apr 24

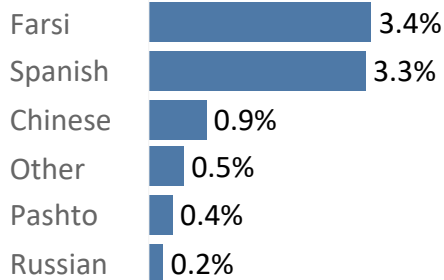
Ethnicity



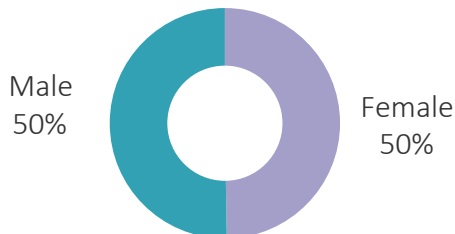
Language



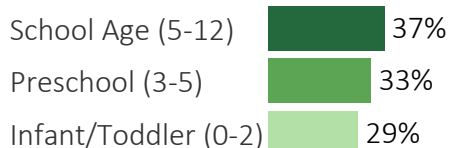
% Non-English



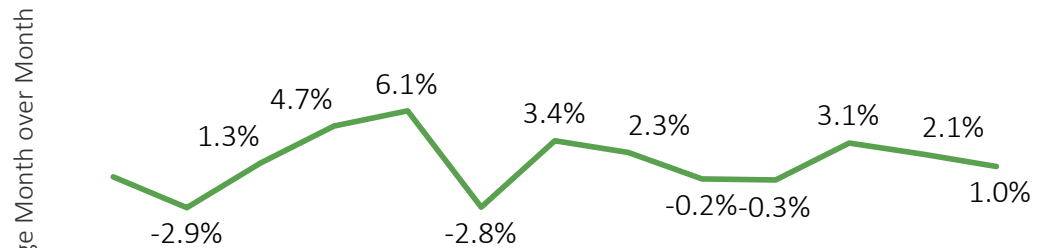
Gender



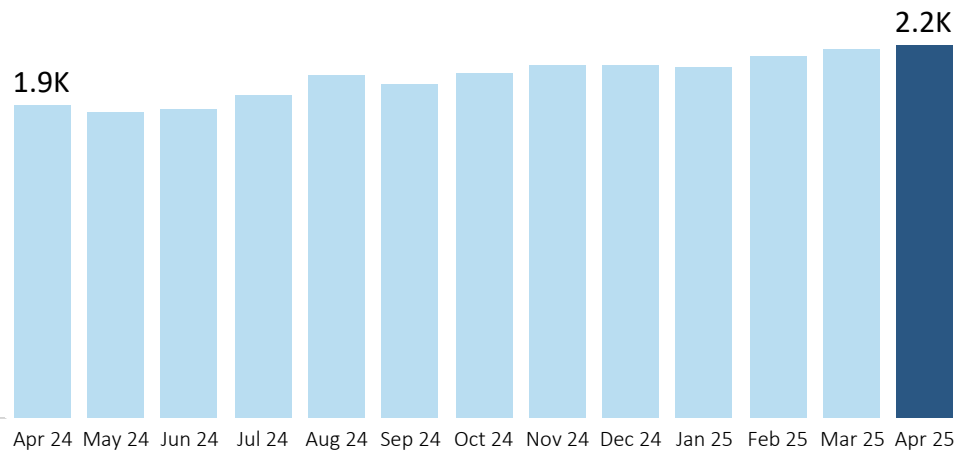
Age



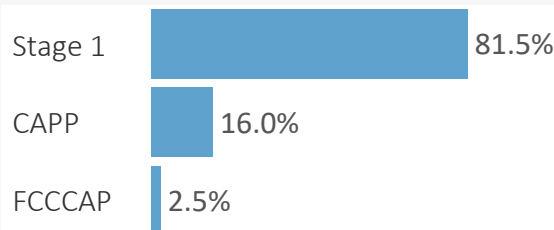
Child Care Individuals



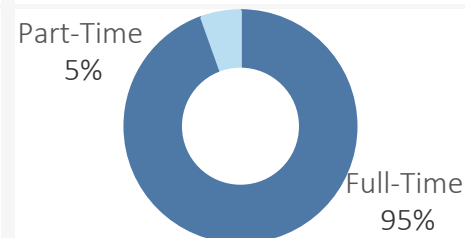
of Individuals



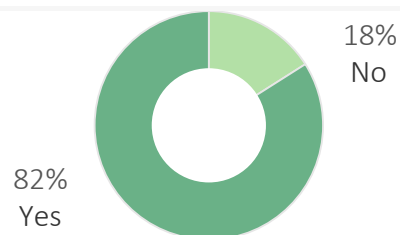
Child Care Individuals



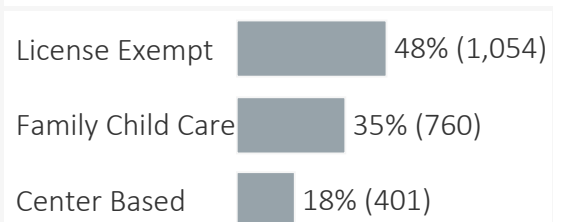
Full vs. Part-Time



Single Parent



Provider Type



Demographics by Program - Individuals | APR 2025

		Medi-Cal		CalFresh		CalWORKs		GA		IHSS		Child Welfare		Child Care	
Older Adults (65+) Child Care (5-12)	Female	30,275	7.1%	24,198	13.6%	***	***	214	2.3%	13,006	40.7%	0	0.0%	405	18.4%
	Male	22,952	5.4%	16,433	9.2%	15	0.1%	225	2.4%	6,752	21.1%	0	0.0%	418	19.0%
	Undefined	***	***	***	***	0	0.0%	0	0.0%	0	0.0%	0	0.0%	0	0.0%
Adults (18-64) Child Care (3-5)	Female	140,094	32.9%	50,664	28.5%	4,566	19.9%	2,941	31.6%	5,402	16.9%	143	10.7%	375	17.0%
	Male	126,814	29.7%	38,035	21.4%	1,455	6.3%	5,918	63.6%	4,698	14.7%	114	8.5%	361	16.4%
	Undefined	***	***	***	***	0	0.0%	0	0.0%	0	0.0%	0	0.0%	0	0.0%
Children (0-17) Child Care (0-2)	Female	52,072	12.2%	23,960	13.5%	8,454	36.8%	0	0.0%	641	2.0%	542	40.5%	317	14.4%
	Male	54,083	12.7%	24,775	13.9%	8,467	36.9%	0	0.0%	1,493	4.7%	538	40.2%	325	14.8%
	Undefined	***	***	0	0.0%	0	0.0%	0	0.0%	0	0.0%	***	***	0	0.0%
Age & Gender Totals		426,296		178,069		22,959		9,298		31,992		1,338		2,201	
API*		83,930	19.7%	31,779	17.8%	1,689	7.4%	446	4.8%	13,152	41.1%	76	5.7%	280	12.7%
Black		45,568	10.7%	33,761	19.0%	7,493	32.6%	3,873	41.7%	8,548	26.7%	574	42.9%	1,275	57.9%
Hispanic		135,581	31.8%	34,433	19.3%	5,048	22.0%	891	9.6%	3,642	11.4%	515	38.5%	439	19.9%
Native American		813	0.2%	432	0.2%	53	0.2%	51	0.5%	91	0.3%	***	***	22	1.0%
Other		124,951	29.3%	64,271	36.1%	7,473	32.5%	2,609	28.1%	2,919	9.1%	16	1.2%	21	1.0%
White		35,453	8.3%	13,393	7.5%	1,203	5.2%	1,428	15.4%	3,640	11.4%	147	11.0%	164	7.5%
Ethnicity Totals		426,296		178,069		22,959		9,298		31,992		1,338		2,201	
English		269,504	63.2%	129,967	73.0%	18,372	80.0%	8,898	95.7%	17,539	54.8%	1,154	86.2%	2,011	91.4%
Cambodian		342	0.1%	398	0.2%	***	***	***	***	266	0.8%	0	0.0%	0	0.0%
Chinese		26,697	6.3%	15,102	8.5%	87	0.4%	76	0.8%	6,771	21.2%	***	***	19	0.9%
Farsi		1,777	0.4%	1,887	1.1%	781	3.4%	21	0.2%	835	2.6%	***	***	74	3.4%
Other		11,490	2.7%	5,643	3.2%	1,114	4.9%	111	1.2%	2,043	6.4%	24	1.8%	24	1.1%
Other Asian		1,105	0.3%	644	0.4%	***	***	***	***	1,062	3.3%	***	***	0	0.0%
Spanish		108,787	25.5%	20,833	11.7%	2,554	11.1%	144	1.5%	2,278	7.1%	155	11.6%	72	3.3%
Vietnamese		6,594	1.5%	3,595	2.0%	35	0.2%	37	0.4%	1,198	3.7%	0	0.0%	***	***
Language Totals		426,296		178,069		22,959		9,298		31,992		1,338		2,201	

This report contains service delivery unit estimates.
Actual counts may vary 0-5% from similarly published reports.

* Asian/Pacific Islander

** as of January 2022, APS Age Groups are Adults (18-59) and Older Adults (60+)

*** Per California Department of Social Services guidelines (2019), data for groups under 11 has been suppressed to protect privacy.

Individuals by Program and City of Residence | APR 2025

		Medi-Cal		CalFresh		CalWORKs		GA		IHSS		Child Welfare		Child Care	
North County	Alameda	14,202	3.3%	6,679	3.8%	827	3.6%	170	1.8%	1,395	4.4%	40	3.0%	38	1.7%
	Albany	2,828	0.7%	919	0.5%	86	0.4%	17	0.2%	95	0.3%	***	***	***	***
	Berkeley	15,620	3.7%	11,471	6.4%	476	2.1%	412	4.4%	1,411	4.4%	35	2.6%	52	2.4%
	Emeryville	3,146	0.7%	1,542	0.9%	181	0.8%	79	0.8%	314	1.0%	***	***	48	2.2%
	Oakland	155,378	36.4%	78,583	44.1%	11,125	48.5%	5,877	63.2%	13,109	41.0%	390	29.1%	1,047	47.6%
	Piedmont	584	0.1%	147	0.1%	***	***	***	***	41	0.1%	***	***	0	0.0%
Tri-City	Fremont	40,827	9.6%	13,449	7.6%	2,022	8.8%	484	5.2%	3,185	10.0%	28	2.1%	207	9.4%
	Newark	10,104	2.4%	3,114	1.7%	362	1.6%	75	0.8%	747	2.3%	16	1.2%	33	1.5%
	Union City	16,077	3.8%	5,733	3.2%	643	2.8%	85	0.9%	1,420	4.4%	21	1.6%	54	2.5%
Central County	Castro Valley	11,012	2.6%	3,469	1.9%	350	1.5%	78	0.8%	748	2.3%	35	2.6%	44	2.0%
	Hayward	69,406	16.3%	23,848	13.4%	3,297	14.4%	1,245	13.4%	3,857	12.1%	117	8.7%	300	13.6%
	San Leandro	35,776	8.4%	14,082	7.9%	1,511	6.6%	263	2.8%	2,804	8.8%	67	5.0%	125	5.7%
	San Lorenzo	8,232	1.9%	2,768	1.6%	262	1.1%	48	0.5%	625	2.0%	19	1.4%	28	1.3%
Tri-Valley	Dublin	8,607	2.0%	2,768	1.6%	303	1.3%	39	0.4%	727	2.3%	14	1.0%	41	1.9%
	Livermore	14,448	3.4%	4,579	2.6%	526	2.3%	209	2.2%	764	2.4%	41	3.1%	73	3.3%
	Pleasanton	8,795	2.1%	2,381	1.3%	327	1.4%	35	0.4%	641	2.0%	22	1.6%	47	2.1%
Other	Other	11,254	2.6%	2,537	1.4%	653	2.8%	179	1.9%	109	0.3%	477	35.7%	60	2.7%
Residence Totals		426,296		178,069		22,959		9,298		31,992		1,338		2,201	

This report contains service delivery unit estimates. Actual counts may vary 0-5% from similarly published reports.

These individuals receive aid from one or more county programs, listed by city of residence. The total excludes Adult & Aging and doesn't sum all programs, as some are enrolled in multiple.
*** Per California Department of Social Services guidelines (2019), data for groups under 11 has been suppressed to protect privacy.

Cases by Program and City of Residence | APR 2025

		Medi-Cal		CalFresh		CalWORKs		GA		IHSS		Child Welfare		Child Care	
North County	Alameda	9,057	3.5%	4,026	3.6%	323	3.4%	168	1.8%	1,395	4.4%	40	3.0%	38	1.7%
	Albany	1,719	0.7%	627	0.6%	33	0.3%	16	0.2%	95	0.3%	***	***	***	***
	Berkeley	11,939	4.6%	9,911	8.8%	225	2.4%	414	4.5%	1,411	4.4%	35	2.6%	52	2.4%
	Emeryville	2,231	0.9%	1,067	0.9%	86	0.9%	79	0.9%	314	1.0%	***	***	48	2.2%
	Oakland	95,885	36.8%	50,445	44.8%	4,930	51.9%	5,855	63.4%	13,109	41.0%	390	29.1%	1,047	47.6%
	Piedmont	442	0.2%	114	0.1%	***	***	***	***	41	0.1%	***	***	0	0.0%
Tri-City	Fremont	24,692	9.5%	7,695	6.8%	649	6.8%	471	5.1%	3,185	10.0%	28	2.1%	207	9.4%
	Newark	5,982	2.3%	1,840	1.6%	135	1.4%	72	0.8%	747	2.3%	16	1.2%	33	1.5%
	Union City	9,491	3.6%	3,264	2.9%	218	2.3%	84	0.9%	1,420	4.4%	21	1.6%	54	2.5%
Central County	Castro Valley	6,679	2.6%	2,049	1.8%	145	1.5%	77	0.8%	748	2.3%	35	2.6%	44	2.0%
	Hayward	41,390	15.9%	14,531	12.9%	1,359	14.3%	1,236	13.4%	3,857	12.1%	117	8.7%	300	13.6%
	San Leandro	20,480	7.9%	8,227	7.3%	638	6.7%	261	2.8%	2,804	8.8%	67	5.0%	125	5.7%
	San Lorenzo	4,680	1.8%	1,670	1.5%	116	1.2%	47	0.5%	625	2.0%	19	1.4%	28	1.3%
Tri-Valley	Dublin	5,278	2.0%	1,534	1.4%	103	1.1%	34	0.4%	727	2.3%	14	1.0%	41	1.9%
	Livermore	8,628	3.3%	2,734	2.4%	198	2.1%	203	2.2%	764	2.4%	41	3.1%	73	3.3%
	Pleasanton	5,433	2.1%	1,424	1.3%	116	1.2%	35	0.4%	641	2.0%	22	1.6%	47	2.1%
Other	Other	6,805	2.6%	1,417	1.3%	225	2.4%	180	1.9%	109	0.3%	477	35.7%	60	2.7%
Total		260,811		112,575		9,503		9,235		31,992		1,338		2,201	

This report contains service delivery unit estimates. Actual counts may vary 0-5% from similarly published reports.

Total cases in Medi-Cal, CalFresh, CalWORKs, and General Assistance reflect the number of families aided, while cases in IHSS, APS, Child Welfare, and Child Care represent individuals aided.

*** Per California Department of Social Services guidelines (2019), data for groups under 11 has been suppressed to protect privacy.

CalWORKs

Two Parent Families: Families with children living in the home with two non-disabled, natural or adoptive parents.

Safety Net: Families with children living in the home whose natural or adoptive parents are ineligible or excluded from receiving assistance.

Temporary Assistance for Needy Families (TANF) Timed-Out: Families with children living in the home whose parents are ineligible to receive assistance because an adult head-of-household or spouse of a head-of-household has received federal TANF assistance for a total of 48 cumulative months.

Child-Only (Zero Parent): Families with children living in the home whose parents are ineligible to receive assistance.

CalFresh

Non-Assistance CalFresh Individuals: Client receives CalFresh assistance but does not receive a monthly cash grant under the California Work Opportunity and Responsibility to Kids (CalWORKs) program or other state-funded program.

All CalFresh Individuals: All clients receiving CalFresh.

Non-Assistance CalFresh Caseloads: Non-Assistance CalFresh recipients are those who get CalFresh each month, but do not receive a monthly cash grant under the California Work Opportunity and Responsibility to Kids (CalWORKs) program.

All CalFresh Caseloads: All cases receiving CalFresh.

Child Welfare

Non-Minor Dependents: Youth ages 18-20 in Extended Foster Care under AB12.

AB12 is California's Extended Foster Care (EFC) allows youth ages 18 to 21 to continue to receive foster care services and assistance.

SILP: Supervised Independent Living Placement.

Guardian Home: Placement with court-appointed legal guardian.

Relative/NREFM: Relative/Non-Relative Extended Family Member.

Group Home: 24-Hour staffed residential and/or treatment facility for foster youth.

Foster Family Home: County licensed foster care home.

Foster Family Agency Home: Foster home certified by a Foster Family Agency.

STRTP: Short Term Residential Therapeutic Program.

THP+FC: Transitional Housing Program plus Foster Care, which provides supportive housing for older teens and non-minor dependents.

Child Care

CalWORKs Stage One: Supports a family's access to immediate and continuous child care as parents/caregivers participate in their welfare-to-work activities.

California Alternative Payment Program (CAPP): Provides child care to low to moderate income families. Families must be working, enrolled in training towards a vocational goal, physically or mentally incapacitated, or seeking employment.

Foster Care Child Care Allowance Program (FCCCAP): Provides a time limited "bridge" to longer term child care solutions. The program is used at the time of placement to stabilize children in the best possible setting.

Single Parent: Sole parent/caretaker who lives with and is legally/financially responsible for the child.

Licensed Family Child Care (FCC): A business which provides child care in an individual's private home. FCCs vary widely from a home that can care for a few children up to a large family child care home that cares for up to 14 children.

Center-Based Program (also known as "Child Care Center" or "Day Care Center"): Any child care facility of any capacity, other than a family child care home as defined in Education Code Section 102352f.(1).

License-Exempt: Child care providers who can operate legally without a license.

The 'Other' category in this report includes responses with no data, declined answers, data entry or spelling errors, and/or categories representing less than 1% of the total

Program | Data Sources | Methodology

Workforce & Benefits Admin | CalSAWS | SQL query for custom data extraction by CalSAWS, approved by program staff
Children & Family Services | CWS-CMS, SafeMeasures | Custom data extract provided by program staff, Open Cases Report
Adult & Aging Services | LEAP, CMIPS II | Custom data extract provided by program staff and ITD
Govt & Community Relations | Child Care | Multiple contractor database | Custom data extract provided by contract staff

***To comply with California Department of Social Services Data De-Identification Reference Guide (2019), data representing fewer than 11 individuals has been suppressed to protect privacy and prevent potential identification of specific persons. See [California Department of Social Services Data De-Identification Reference Guide](#)